



November 20 - WORLD DAY OF THE CHILD

**By the end of 2015 children up to 15 years in Bulgaria were 998 206,
or 14% of the total population.**



- November 20, 1954 was declared by the UN and UNESCO as World Day of the Child.
- On November 20, 1959 the 14th session of the UN General Assembly adopted a Declaration on the Rights of the Child.
- On 20 November, 1989 the UN General Assembly adopted the Convention on the Rights of the Child, signed by leaders of 54 countries.

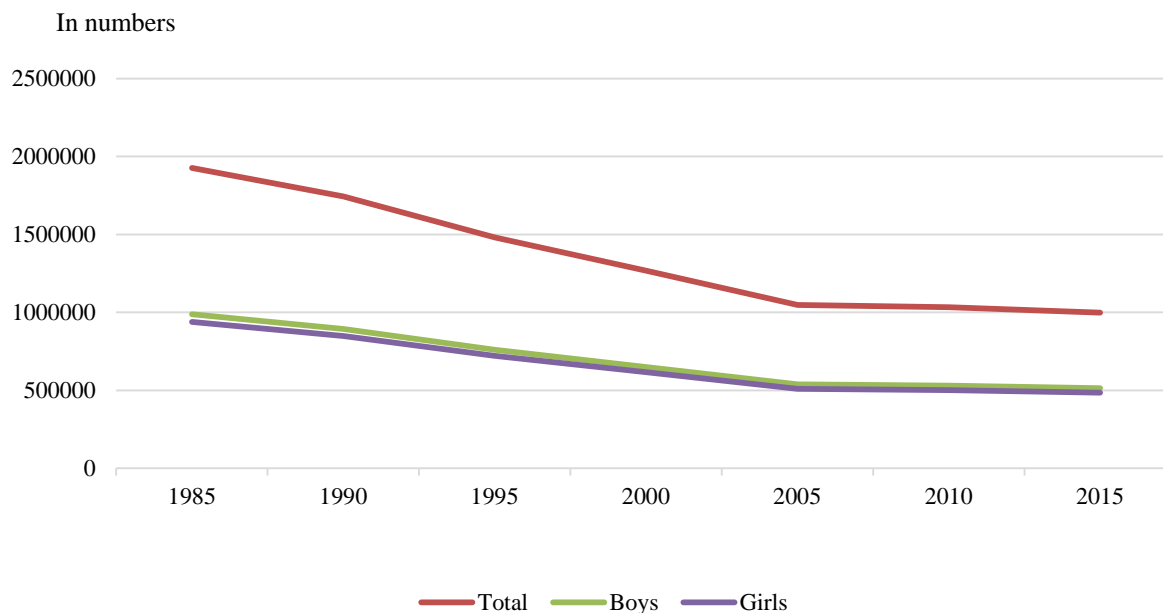
The National Statistical Institute offers to users' attention up to date statistical data that reveal some aspects of the lives of children in Bulgaria.

By the end of 2015 children aged up to 15 years who live in Bulgaria are 998 206 to 513 597 boys and 484 609 girls, representing 14% of the population.

For the first time in 1999 the share of children in the general population is lower than the proportion of older people (over 65 years) in Bulgaria.



Children (0 - 14 years old) in Bulgaria



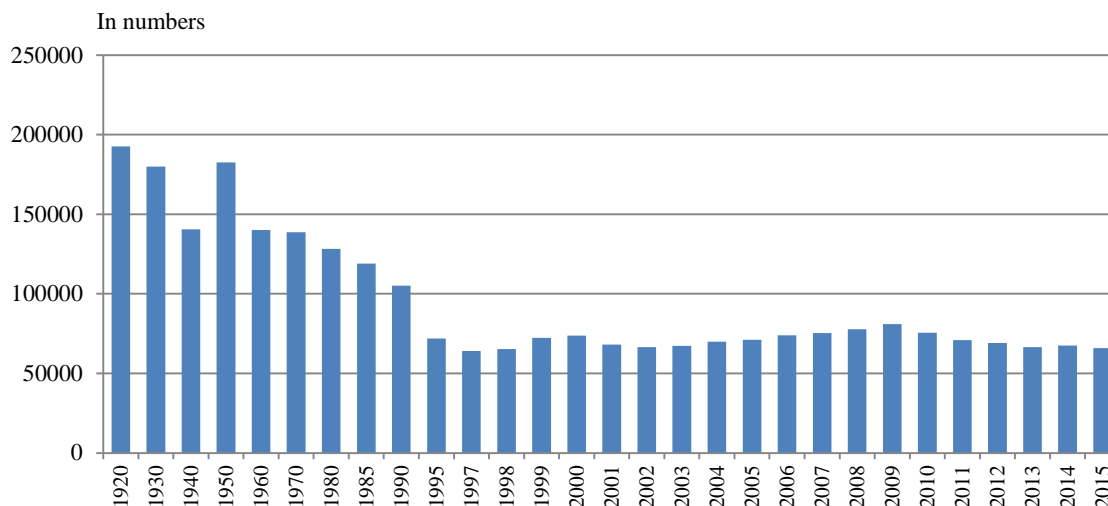
At the beginning of 2015 Bulgaria ranks among the last among 28 EU member states with the lowest share of children from the total number of population. The share of the youngest population in the EU-28 was 15.6%, with the lowest in Germany (13.2%) and Italy (13.8%), while the highest share is in Ireland (22.1%) and France (18.6%).

Each year more boys are born than girls. This is a biological fact in recent decades.

In 2015, in Bulgaria the number of live births was 65 950 - boys (34 069) are with 2188 more than girls (31 881) or 1 000 male births accounted for 936 girls. Over the past 55 years the most 'girly' years were 1994 and 2009, when 1 000 boys matched to 960 girls, and the most 'boys' year is 1970 - 1 000 boys to 932 girls.



Live births during the period 1920 - 2015



The expected average life expectancy for boys born in 2015 is 71.09 years, while for girls - 78.02 years.

In newborns in 2015 the trend of a greater variety of names for girls was preserved (2 977 names) rather than with the names for boys (2 560 names).



1 109 boys are named George
 1 052 - Alexander
 876 - Martin

847 girls are named Victoria
 803 - Maria
 737 - Nicol

The most common Muslim names for newborns in 2015 are Emyr (137) and Mert (111) for boys and for the girls - Elif (153) and Melek (74).



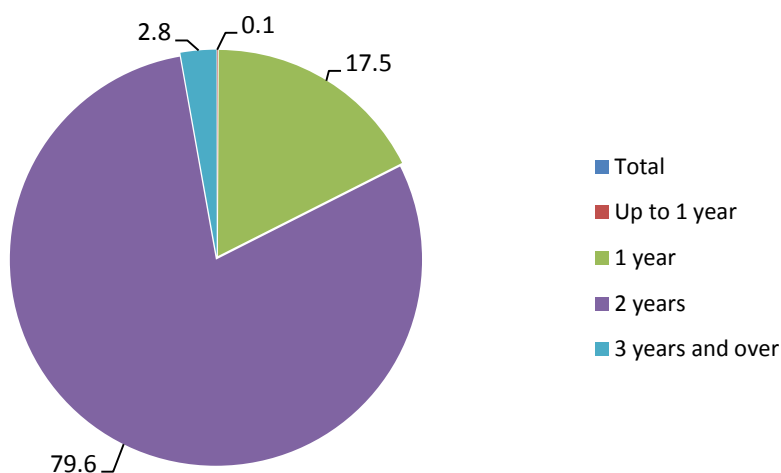
In crèches and kindergartens



The number of children new entrants in detached crèches and groups in kindergartens in 2015 was 29 576 or 521 children more than the children new entrants in 2014. 32 124 children were accommodated there at the end of the year (Table 2). 16 497 of them were boys, and - 15 627 girls. The number of children accommodated in crèches has increased by 2.0% compared

In 2015, the number of children new entrants in detached crèches and groups in kindergartens in 2015 was 29 576 children or 521 children more than in the previous year. 32 124 children were accommodated there at the end of the year. 16 497 of them were boys, and - 15 627 girls. The availability of places in crèches as of 31.12.2015 for the country was 16.2 per 100 children up 3 years of age. The distribution of children raised in crèches by age in 2015 shows that the largest share of children 2 years of age was - 79.6%, while the lowest - children aged 1 year - 0.1%.

Structure of children accommodated in crèches as of 31.12.2015 by age



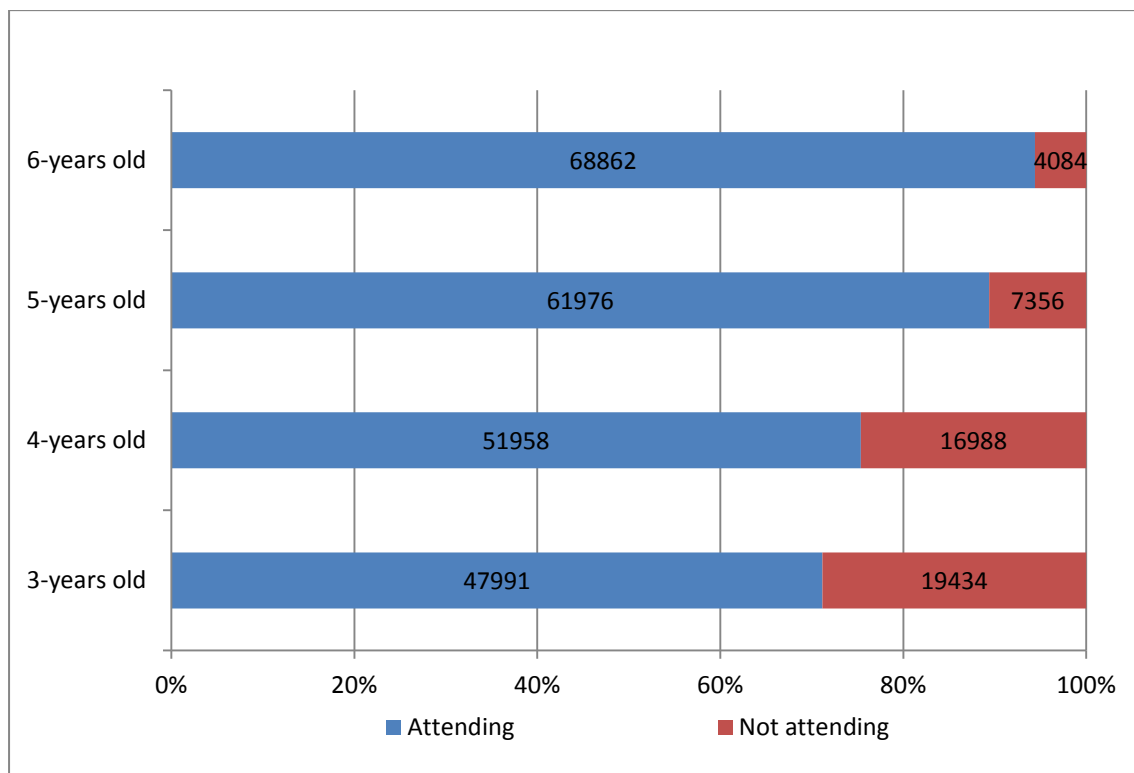


During the 2015/2016 school year in kindergarten are enrolled 232.0 thousand children, or 3.8% less compared to the 2014/2015 school year.

The scope of children in kindergartens, calculated by group net enrolment rate¹ for school year 2015/2016 is 81.0 %, or 1.9 percentage points less than the previous year.

The number of children attending kindergartens grows with age. In preschool age total of 72 946 children of six years only 4 084 do not attend kindergarten or school.

Children attending/not attending kindergarten or school by age during the 2015/2016 school year

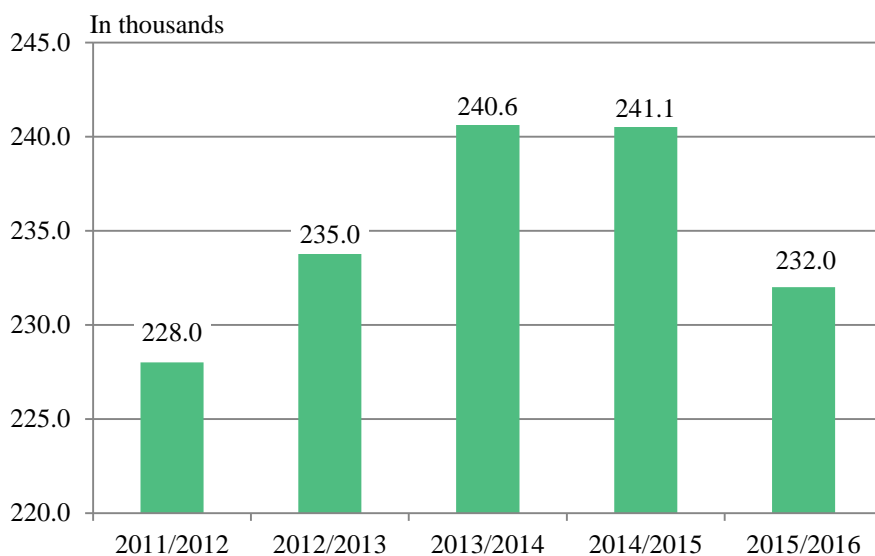


The average number of children in a kindergarten during the school year 2015/2016 for the country is 116, as for cities it is significantly higher (156) than in villages (57). One group formed an average of 23 children, respectively - in 24 in towns and 19 in villages.



The number of licensed private kindergartens continues to grow, but yet they are an alternative for a small part of parents. In the school year 2015/2016 in the country operate 92 private kindergartens or 4 more than the previous year, attended by 3 333 children or 1.4 % of the enrolled in kindergartens.

Children in kindergartens



The teaching personnel in kindergartens consist mainly of women. In the school year 2015/2016 men are represented by less than 1% and the number compared to the 2005/2006 school year has increased almost 4 times. During that 10-year period is experienced an increase in the number of young teachers under the age of 29 years by 17.8%.



At school



Children in Bulgaria usually start school in the year in which they turn seven years. During the 2015/2016 school year for the first time are recorded a total of 67 651 first graders, including 34 892 boys and 32 759 girls. But there are exceptions - this year 5 095 six-years old and 35 children of 5 years went to school.

Early language learning is gaining ground in the early stages of primary education. The proportion of children in mainstream schools studying foreign languages in primary school (I - IV) is 83.1%, of which the largest share of learning English - 90.4%.

In lower secondary education (V grade) during the school year 2015/2016 for the first time are enrolled 62 249 children, including 32 259 boys and 29 990 girls.

In 2015, from primary education in mainstream schools 45.8 thousand students completed their education and secondary education - 27.0 thousand.

Children at risk of poverty and material deprivation

In 2015 in Bulgaria at risk of poverty are at 25.4 % of the children aged 0 - 17 years, or 6.3 percentage points less than in 2014. Children in households with three or more dependent¹ children are at risk of poverty 5 times more than households with one or two children. Social transfers to households reduce the risk of poverty among children by 15.0 percentage points.

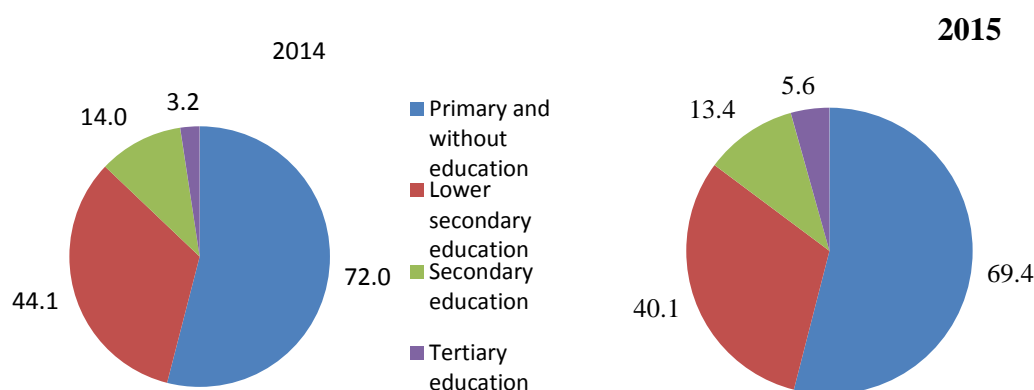
An important factor for the future development of children is the educational attainment and occupation of parents. Higher educational level allows for greater access to the labour market and therefore to higher pay. In 2015 every seventh of ten children (69.4%) of parents who have primary or no education, live in poverty. Approximately 12 times less, or 5.6 %, are children who live at risk of poverty with parents

¹ Dependent children include all persons aged below 18 as well as persons aged 18 to 24 years, living with at least one parent and economically inactive.



with higher education. Children in households with parents with secondary education poverty risk are five times higher than children with parents with higher education.

Share of children at-risk-of-poverty by educational level of their parents



The relative share of children with material deprivation (restrictions in at least one of the 13 indicators of material deprivation in children aged between 1 and 15 years¹) was 54.0% and 10.7% of children neither need could be satisfied due to financial reasons. Half of the children (49.7%) can not afford a holiday away from home at least one week in a year (incl. Holidays with family, visiting relatives, friends, organized break from school, etc.), regular sessions with swimming, playing a musical instrument, youth organizations and others (43.1%) and equipment for games outside (bicycle, roller skates, skating, etc.) - 45.9%. For any two of five children can not be assured a good place to study or homework, a meal including meat, chicken or fish (or the equivalent with vegetarians) at least once a day and buying books that are age-appropriate for them (except textbooks). In 2015, 33.4% of children with material deprivation live at risk of poverty.

The ability to provide certain needs of children differs depending on ethnicity. In 2015, the proportion of children with material deprivation is as follows: 20.9% are of Bulgarian ethnic group, 38.1% - from Turkish, 72.7% - of Roma and 23.5% - from another ethnicity. Neither need of children (restrictions for all 13 indicators) can be provided for 2.4% of the Bulgarian ethnic group, 5.4% of Turkish, 30.9% of Roma and 5.1% of other ethnic group. About 17% of children with material deprivation of Bulgarian ethnic

¹ Indicators of material deprivation in children: A suitable place for learning; participate in school trips, activities and celebrations, which are paid; holiday away from home at least one week a year; inviting friends to play and eat from time to time; celebrations of special occasions; regular sessions with swimming, playing an instrument, youth organizations; indoor games; equipment for games outside; books that are age-appropriate children; a diet that includes meat, chicken or fish at least once a day; fresh fruits and vegetables daily; buying two pairs of shoes in size depending on the season and / or for all seasons; buying new clothes for the children.



group live in risk of poverty. For other ethnic groups relative shares are: 41.0% of children from Turkish, 73.1% - of Roma and 10.8% - from another ethnicity.

For children

Books and continuing editions

In 2015 for children and youth were issued 837 titles - books and brochures with a circulation of 1 002 thousand which is 510 titles more than in 2010. Science literature includes 386 titles, including 65 books and 321 brochures. Fiction is represented by 451 titles with a circulation of 420 000, of which 250 books and 201 brochures.

By genre most are issued novels (154) as 147 of them were translations. Poetry includes 65 books, of which 9 are translated from foreign languages. Dramaturgy is represented by 7 Bulgarian titles, as collections of works of different genres are 9.

In 2015 for children and youth have been issued six newspapers and 35 magazines (incl. painted comics and magazines) with an annual circulation of 39 thousand and 1 481 thousand respectively.

In 2015, **readers under 14 years of age** in libraries with fund of more than 200 000 library units are 45 673.

Radio, television, museums

Over the past five years there has been a trend of a reduction in the broadcasted radio programs for children and youth. In 2015, radio operators (84 radios and radio nets) have broadcasted **6 096 hours' children and youth radio** broadcasts, which is by 10 526 less than in 2010 (16 622 hours).

Reduced are the broadcasted TV shows for children and youth. In 2015 in Bulgaria there are 116 registered and licensed Bulgarian TV operators. They are broadcasted programs totalling of 731 207 hours **of which children's programs are 14 724 hours**, and youth - 3 613 hours.

In 2015, the **number of museums** that offer at least one specialized museum program for school children increased to 126 compared to 2010, when museums offering programs for children were 97.

More information and data can be found at INFOSTAT information system - <https://infostat.nsi.bg/infostat/pages/external/login.jsf>, and on the NSI website - www.nsi.bg.