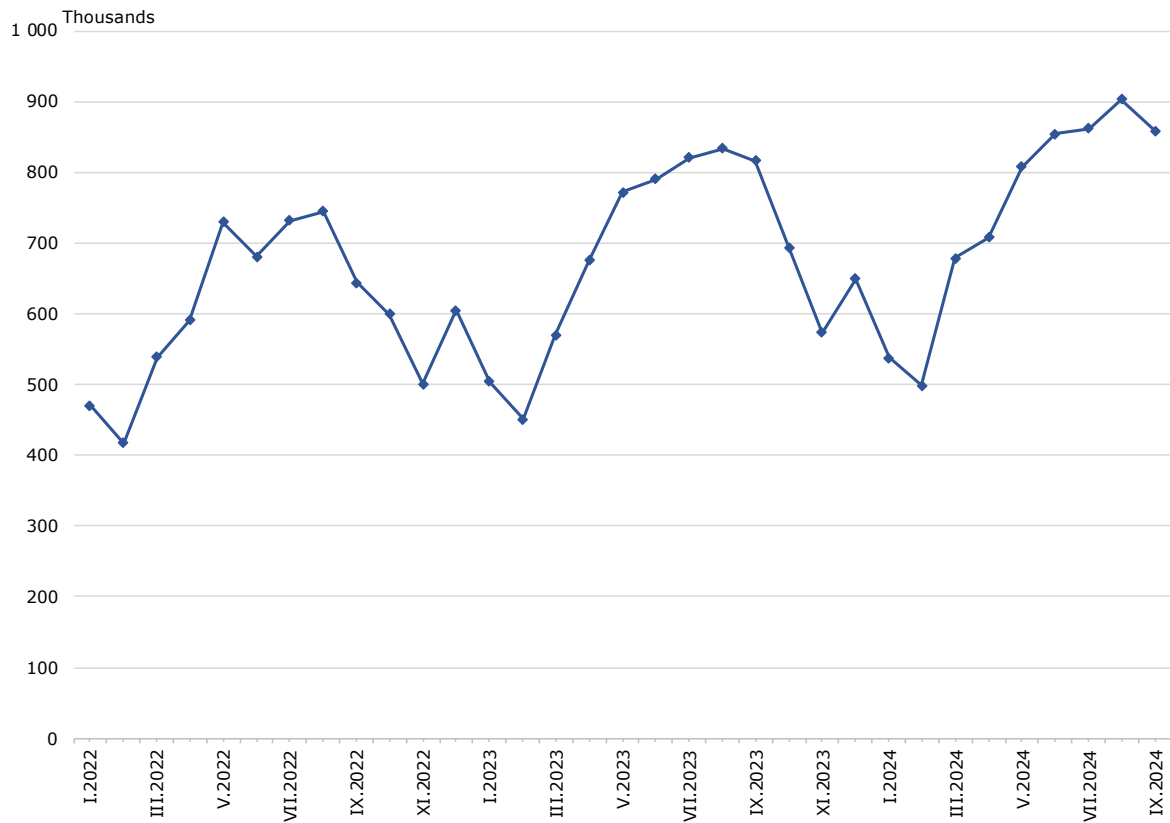




TRIPS OF BULGARIAN RESIDENTS ABROAD AND ARRIVALS OF VISITORS FROM ABROAD TO BULGARIA IN SEPTEMBER 2024

In September 2024, **the number of trips of Bulgarian residents abroad** was 858.6 thousand (Annex, Table 1), or 5.2% above the registered in September 2023 (Figure 1). An increase in the trips with all observed purposes was registered: holiday and recreation - by 10.5%, professional - by 2.7%, and with other purposes - by 0.8%.

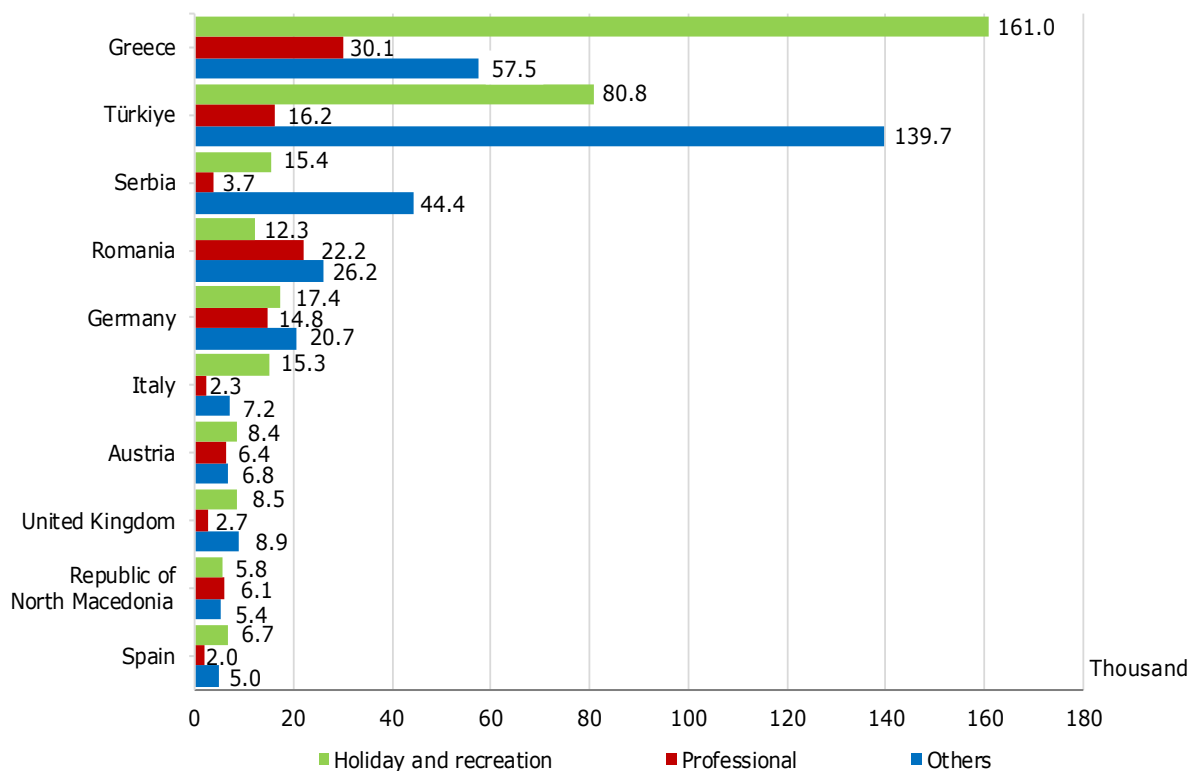
Figure 1. Trips of Bulgarian residents abroad by months



Most trips of Bulgarian residents were made to: Greece - 248.6 thousand, Türkiye - 236.7 thousand, Serbia - 63.5 thousand, Romania - 60.7 thousand, Germany - 52.9 thousand, Italy - 24.8 thousand, Austria - 21.6 thousand, the United Kingdom - 20.1 thousand, Republic of North Macedonia - 17.3 thousand, Spain - 13.7 thousand (Figure 2).

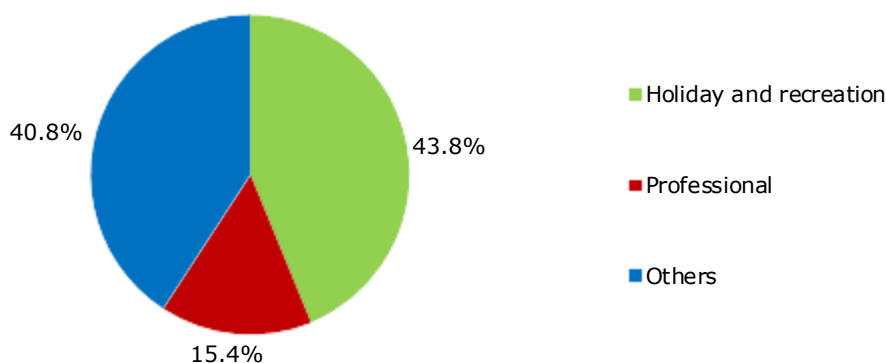
TRIPS OF BULGARIAN RESIDENTS ABROAD AND ARRIVALS OF VISITORS FROM ABROAD TO BULGARIA IN SEPTEMBER 2024

Figure 2. Most visited countries by Bulgarian citizens, by purpose of travel, in September 2024



The trips with holiday and recreation purposes formed the greatest share of the total number of trips of Bulgarian residents abroad - 43.8%, followed by those with other purposes - 40.8%, and with professional purposes - 15.4% (Figure 3).

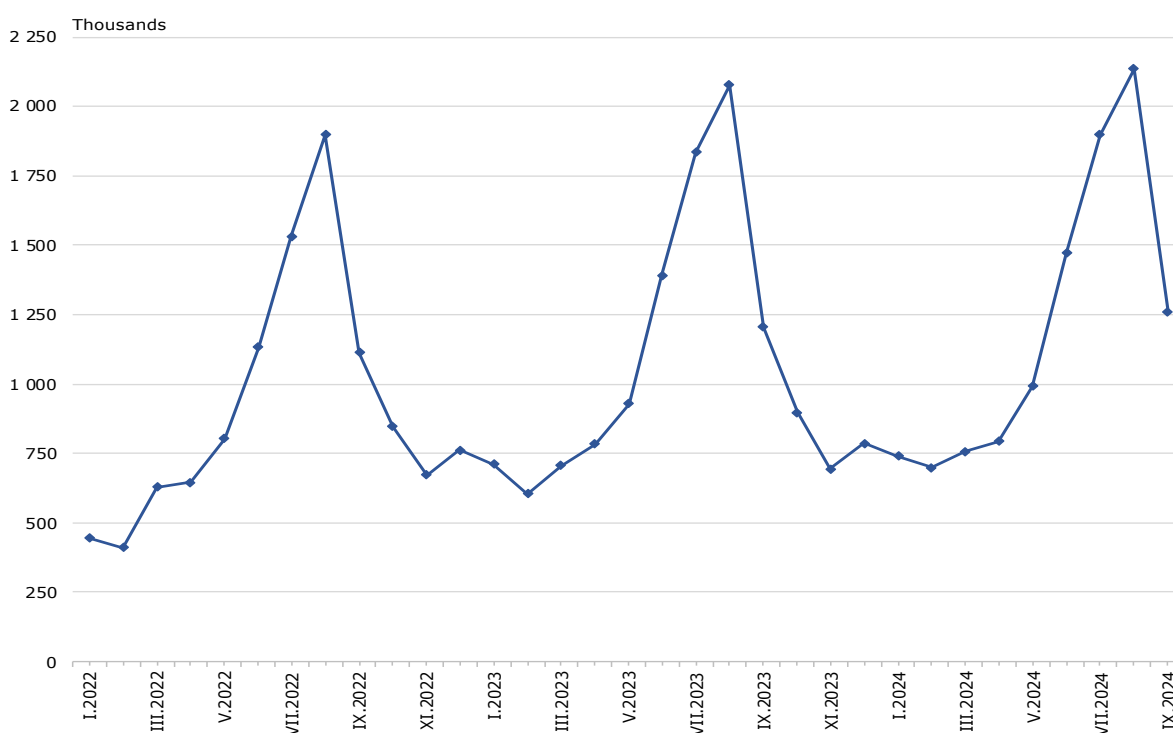
Figure 3. Structure of the trips of Bulgarian residents abroad by purpose of visit in September 2024



TRIPS OF BULGARIAN RESIDENTS ABROAD AND ARRIVALS OF VISITORS FROM ABROAD TO BULGARIA IN SEPTEMBER 2024

In September 2024, **the number of visits of non-residents to Bulgaria** was 1 261.7 thousand (Annex, Table 2), or 4.6% more in comparison with the same month of the previous year (Figure 4). An increase in the trips with all observed purposes was registered: professional - by 9.2%, holiday and recreation - by 7.1%, and with other purposes - by 1.3%. Transit passes through the country were 33.0% (417.0 thousand) of all visits of non-residents to Bulgaria.

Figure 4. Arrivals of visitors from abroad to Bulgaria by months



The share of visits of EU citizens was 48.6% of the total number of non-residents' visits to Bulgaria and reached 613.0 thousand, the largest being by visitors from Romania - 30.7%, Germany - 17.0%, Greece - 14.8%, and Poland - 11.1%.

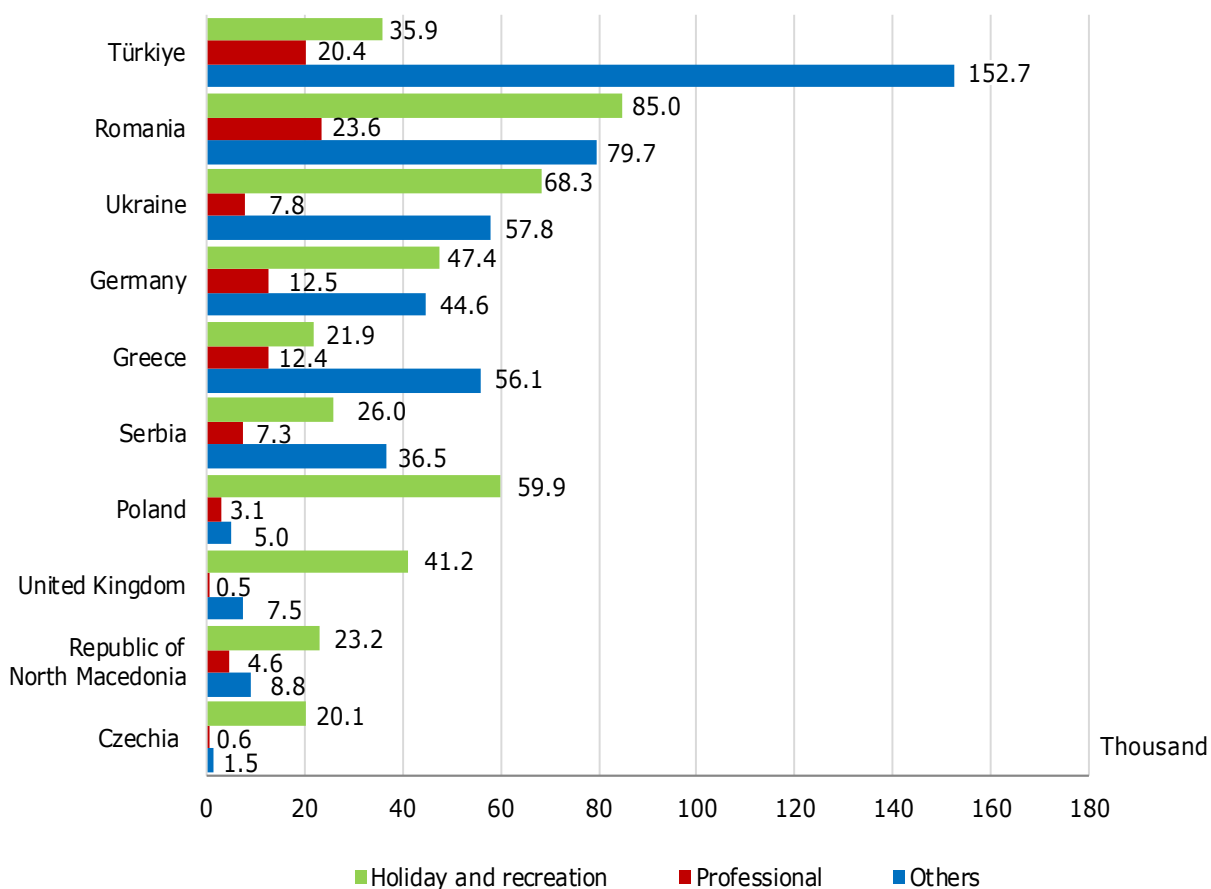
The visits of non-residents in the group 'Other European countries'¹ were 512.6 thousand, or 40.6% of all visits to Bulgaria. The highest registered number of visits was from Türkiye - 209.0 thousand, or 40.8% in this group.

Most visits to Bulgaria were from: Türkiye - 209.0 thousand, Romania - 188.3 thousand, Ukraine - 133.9 thousand, Germany - 104.5 thousand, Greece - 90.4 thousand, Serbia - 69.8 thousand, Poland - 68.0 thousand, the United Kingdom - 49.2 thousand, Republic of North Macedonia - 36.6 thousand, Czechia - 22.2 thousand (Figure 5).

¹ Group 'Other European countries' includes countries in Europe outside the EU.

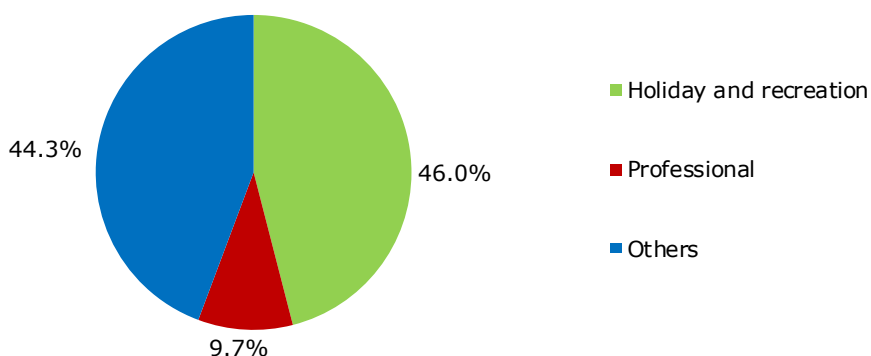
**TRIPS OF BULGARIAN RESIDENTS ABROAD AND ARRIVALS OF VISITORS FROM
ABROAD TO BULGARIA IN SEPTEMBER 2024**

**Figure 5. Countries with the highest total number of visits to Bulgaria,
by purpose of travel, in September 2024**



The predominant share of the visits was with holiday and recreation purposes - 46.0%, followed by trips with other purposes - 44.3%, and with professional purposes - 9.7% (Figure 6).

**Figure 6. Structure of visits of non-residents to Bulgaria by purpose
in September 2024**



TRIPS OF BULGARIAN RESIDENTS ABROAD AND ARRIVALS OF VISITORS FROM ABROAD TO BULGARIA IN SEPTEMBER 2024

Methodological notes

The definitions recommended by the World Tourist Organization and the Methodological manual for tourism by Eurostat are applied by the National Statistical Institute.

In accordance with these definitions, **an international tourist** is any person who travels to a country other than his/her permanent residence for less than a year and whose main purpose is not doing any activity for payment in the place visited.

The purposes of visiting a country are the following:

- Excursion and holiday;
- Professional purposes (business trips, participation in conferences, congresses, concluding deals, etc.);
- Other (as a guest, education and visiting cultural and sports events, etc.) purposes.

Statistical data on the trips of Bulgarian residents travelling abroad and visits by non-residents to Bulgaria are obtained on the basis of monthly information received from the Ministry of Interior and a sample survey of the National Statistical Institute among residents and non-residents passing through border checkpoints.

Data on the number of trips of the citizens of the European Union are estimated on the basis of the information obtained from the Ministry of Interior and the airport authorities. Data on the number of citizens from 'third countries' are obtained directly from the Ministry of Interior.

Data on the purposes of the trips are obtained on the basis of the NSI's regular monthly sample survey of passing residents and non-residents through the border checkpoints.

**TRIPS OF BULGARIAN RESIDENTS ABROAD AND ARRIVALS OF VISITORS FROM
ABROAD TO BULGARIA IN SEPTEMBER 2024**

Annex

Table 1

**Trips of Bulgarian residents abroad by purpose of visit and by country of
destination in September 2024**

(Number)

Country of destination	Total	Purpose of visit		
		Holiday and recreation	Professional	Others
Total	858557	376012	132415	350130
EU	498325	255920	96003	146402
Austria	21601	8368	6405	6828
Belgium	6628	2971	2057	1600
Croatia	7263	5649	1614	-
Cyprus	1172	782	207	183
Czechia	11374	6577	1102	3695
Denmark	2139	458	972	709
Finland	401	120	102	179
France	11904	6746	1976	3182
Germany	52926	17359	14819	20748
Greece	248637	161011	30139	57487
Hungary	8402	2521	1815	4066
Ireland	2318	1344	276	698
Italy	24779	15248	2287	7244
Malta	1296	804	-	492
Netherlands	7531	1189	3175	3167
Poland	6861	2271	2557	2033
Portugal	2286	1524	507	255
Romania	60722	12296	22265	26161
Slovakia	3018	1450	514	1054
Slovenia	1403	305	406	692
Spain	13658	6670	1953	5035
Sweden	880	198	160	522
Other EU countries	1126	59	695	372
Other European countries	342611	112170	30007	200434
Norway	1420	751	249	420
Republic of North Macedonia	17330	5846	6055	5429
Russian Federation	616	180	128	308
Serbia	63469	15440	3627	44402
Switzerland	2658	633	985	1040
Türkiye	236744	80847	16149	139748
Ukraine	243	-	104	139
United Kingdom	20131	8473	2710	8948
Other countries	1466	676	247	543
Canada	347	223	124	-
Israel	18	-	-	18
USA	1101	453	123	525
Rest of the world	16155	7246	6158	2751

**TRIPS OF BULGARIAN RESIDENTS ABROAD AND ARRIVALS OF VISITORS FROM
ABROAD TO BULGARIA IN SEPTEMBER 2024**

Table 2

Arrivals of visitors from abroad to Bulgaria by purpose of visit and by country of origin in September 2024

(Number)

Country of origin	Total	Purpose of visit		
		Holiday and recreation	Professional	Others
Total	1261743	580889	122578	558276
EU	613011	315188	72323	225500
Austria	19607	5793	2785	11029
Belgium	10976	5654	998	4324
Croatia	2643	1773	197	673
Cyprus	1660	719	664	277
Czechia	22164	20114	594	1456
Denmark	3678	2528	569	581
Finland	2291	1527	764	-
France	17762	10021	2850	4891
Germany	104462	47431	12452	44579
Greece	90438	21954	12361	56123
Hungary	10531	7154	447	2930
Ireland	6278	5312	419	547
Italy	12053	4965	2508	4580
Malta	393	393	-	-
Netherlands	17186	9980	1477	5729
Poland	68035	59925	3111	4999
Portugal	2129	1679	321	129
Romania	188307	85006	23556	79745
Slovakia	5447	4209	990	248
Slovenia	1566	1331	108	127
Spain	13180	7079	3766	2335
Sweden	3984	3718	266	-
Other EU countries	8241	6923	1120	198
Other European countries	512610	202708	42171	267731
Norway	3719	2727	244	748
Republic of North Macedonia	36595	23191	4622	8782
Russian Federation	6967	3799	402	2766
Serbia	69756	26010	7234	36512
Switzerland	3480	1505	1044	931
Türkiye	209022	35894	20383	152745
Ukraine	133878	68331	7754	57793
United Kingdom	49193	41251	488	7454
Other countries	30960	27051	375	3534
Canada	2072	1510	26	536
Israel	18811	18183	87	541
Japan	805	632	69	104
USA	9272	6726	193	2353
Rest of the world	105162	35942	7709	61511