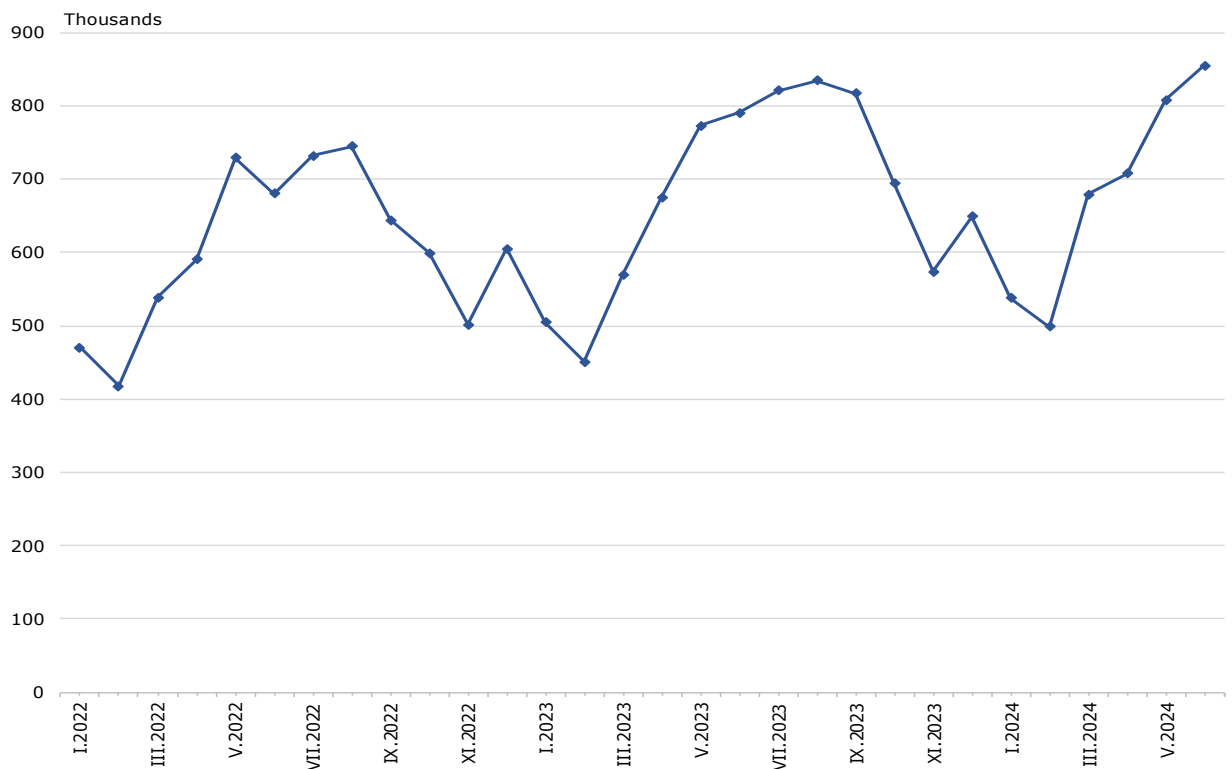




## TRIPS OF BULGARIAN RESIDENTS ABROAD AND ARRIVALS OF VISITORS FROM ABROAD TO BULGARIA IN JUNE 2024

In June 2024, **the number of trips of Bulgarian residents abroad** was 854.6 thousand (Annex, Table 1), or 8.1% above the registered in June 2023. An increase was registered in the trips with holiday and recreation purposes - by 13.3%, with other purposes (as a guest, education, and visiting cultural and sports events) - by 6.4%, and with professional purposes - by 1.0% (Figure 1).

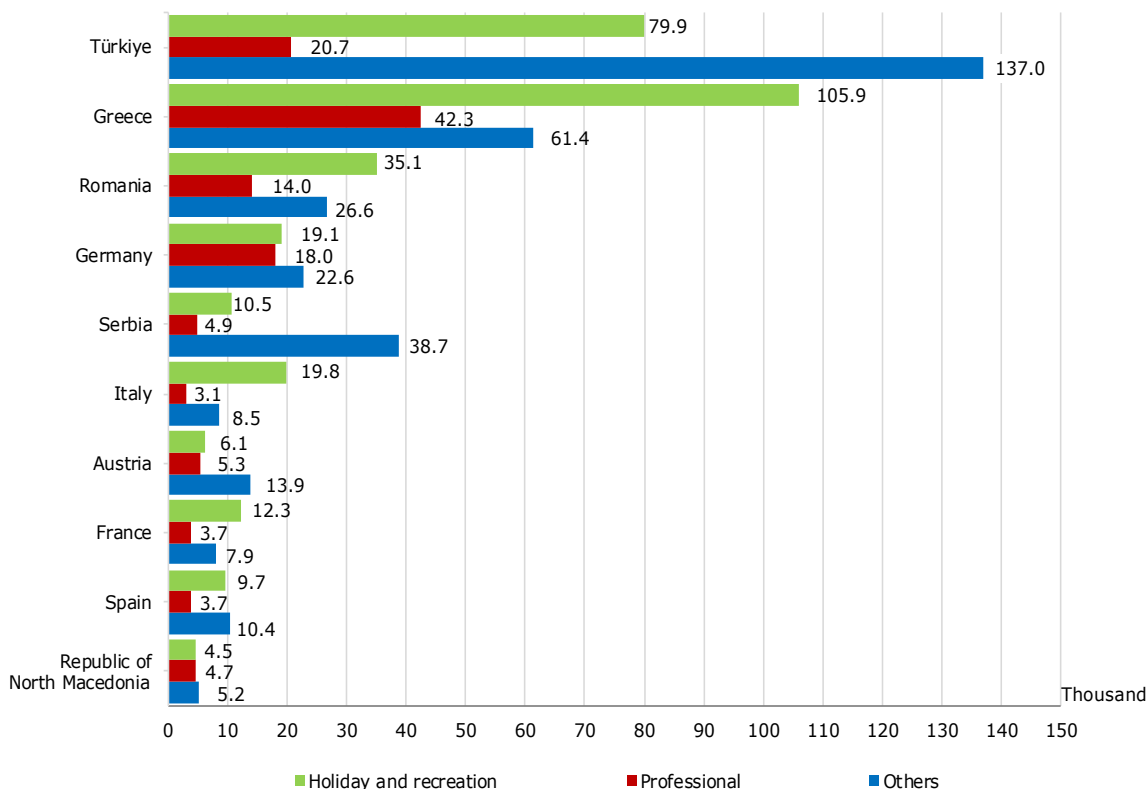
**Figure 1. Trips of Bulgarian residents abroad by months**



Most trips of Bulgarian residents were made to: Türkiye - 237.6 thousand, Greece - 209.6 thousand, Romania - 75.7 thousand, Germany - 59.7 thousand, Serbia - 54.1 thousand, Italy - 31.4 thousand, Austria - 25.3 thousand, France - 23.9 thousand, Spain - 23.8 thousand, Republic of North Macedonia - 14.4 thousand (Figure 2).

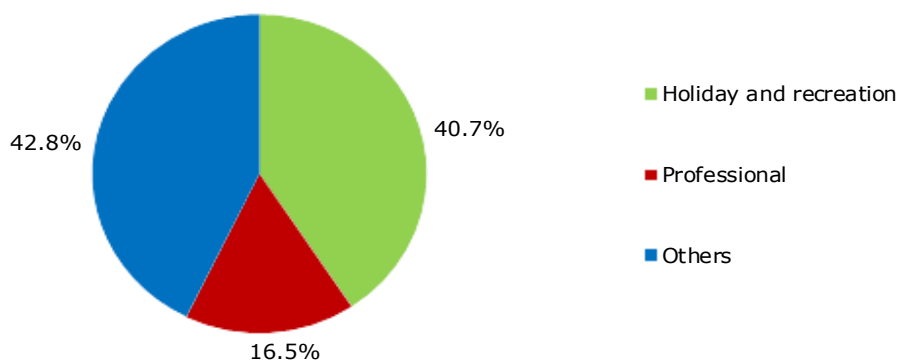
## TRIPS OF BULGARIAN RESIDENTS ABROAD AND ARRIVALS OF VISITORS FROM ABROAD TO BULGARIA IN JUNE 2024

**Figure 2. Most visited countries by Bulgarian citizens, by purpose of travel, in June 2024**



The trips with other purposes formed the greatest share of the total number of trips of Bulgarian residents abroad - 42.8%, followed by those with holiday and recreation purposes - 40.7%, and with professional purposes - 16.5% (Figure 3).

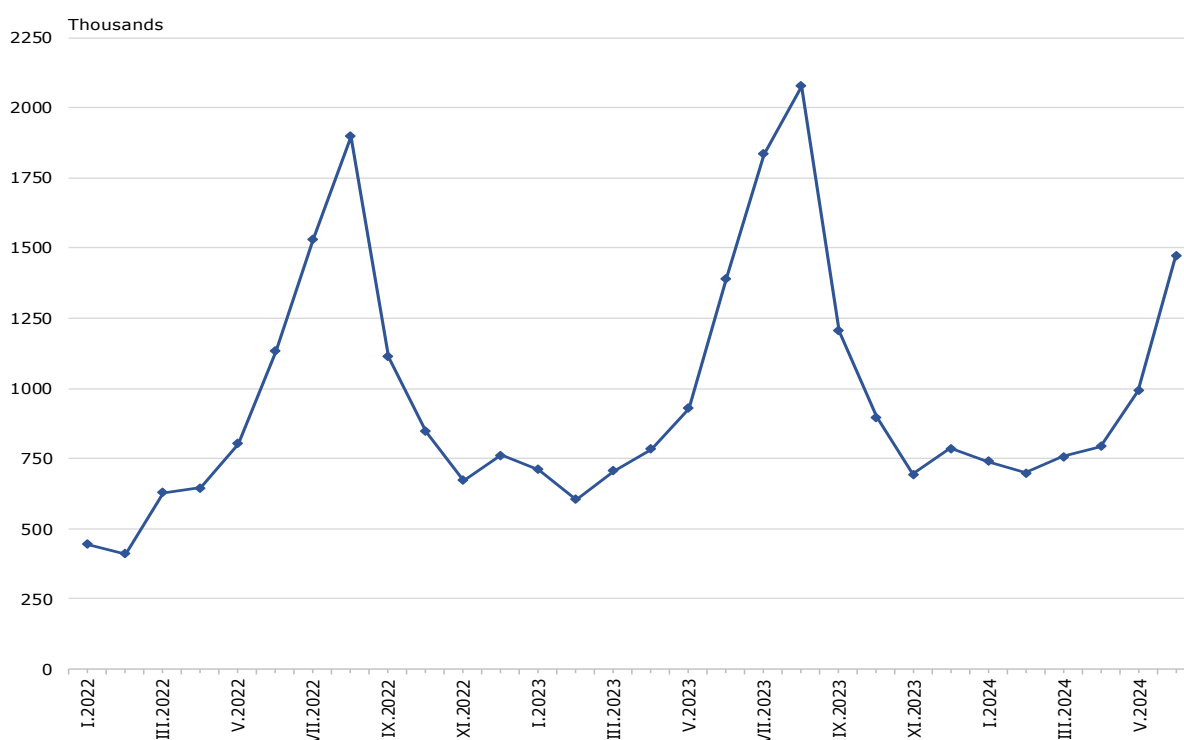
**Figure 3. Structure of the trips of Bulgarian residents abroad by purpose of visit in June 2024**



## TRIPS OF BULGARIAN RESIDENTS ABROAD AND ARRIVALS OF VISITORS FROM ABROAD TO BULGARIA IN JUNE 2024

In June 2024, **the number of visits of non-residents to Bulgaria** was 1 472.9 thousand (Annex, Table 2), or 5.8% more in comparison with the same month of the previous year (Figure 4). An increase was registered in the trips with holiday and recreation purposes - by 11.2%, and with other purposes - by 1.0%, while those with professional purposes decreased by 3.0%. Transit passes through the country were 31.0% (456.8 thousand) of all visits of non-residents to Bulgaria.

**Figure 4. Arrivals of visitors from abroad to Bulgaria by months**



The share of visits of EU citizens was 49.1% of the total number of non-residents' visits to Bulgaria and reached 722.6 thousand, the largest being by visitors from Romania - 30.7%, Germany - 16.9%, Greece - 12.4% and Poland - 11.9%.

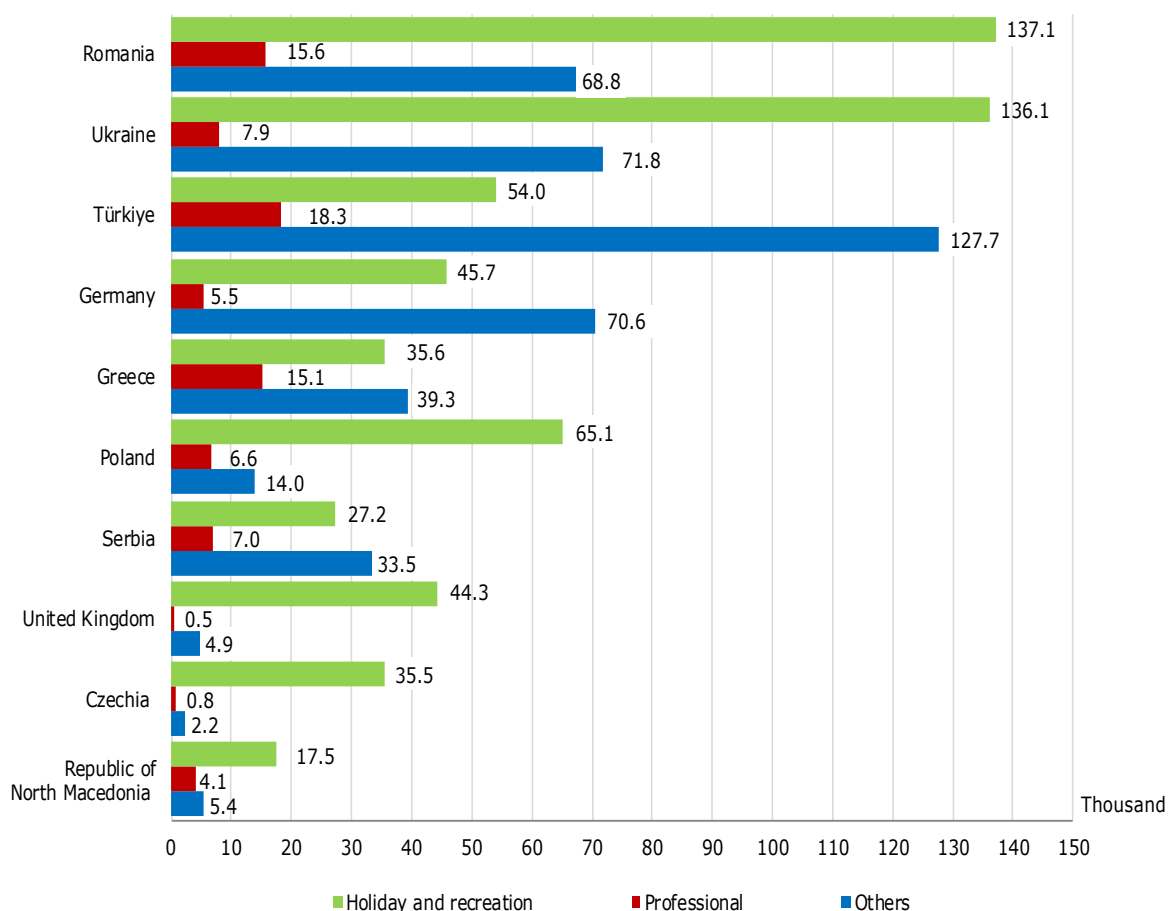
The visits of non-residents in the group 'Other European countries'<sup>1</sup> were 586.9 thousand, or 39.8% of all visits to Bulgaria. The highest registered number of visits was from Ukraine - 215.8 thousand, or 36.8% in this group.

Most visits to Bulgaria were from: Romania - 221.5 thousand, Ukraine - 215.8 thousand, Türkiye - 200.0 thousand, Germany - 121.8 thousand, Greece - 90.0 thousand, Poland - 85.7 thousand, Serbia - 67.7 thousand, the United Kingdom - 49.7 thousand, Czechia - 38.5 thousand, Republic of North Macedonia - 27.0 thousand (Figure 5).

<sup>1</sup> Group 'Other European countries' includes countries in Europe outside the EU.

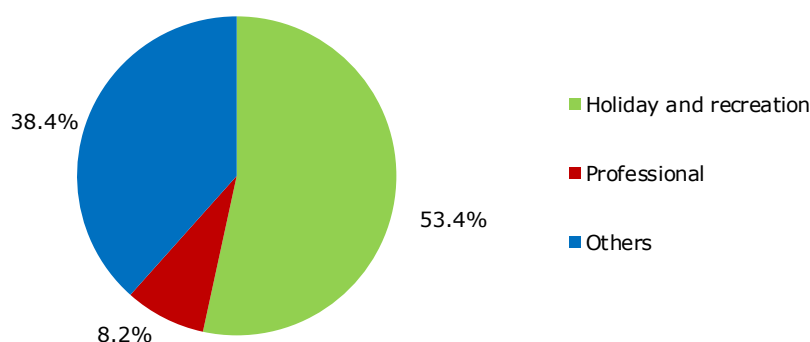
## TRIPS OF BULGARIAN RESIDENTS ABROAD AND ARRIVALS OF VISITORS FROM ABROAD TO BULGARIA IN JUNE 2024

**Figure 5. Countries with the highest total number of visits to Bulgaria, by purpose of travel, in June 2024**



The predominant share of the visits was with holiday and recreation purposes - 53.4%, followed by trips with other purposes - 38.4%, and with professional purposes - 8.2% (Figure 6).

**Figure 6. Structure of visits of non-residents to Bulgaria by purpose in June 2024**



## TRIPS OF BULGARIAN RESIDENTS ABROAD AND ARRIVALS OF VISITORS FROM ABROAD TO BULGARIA IN JUNE 2024

---

### Methodological notes

The definitions recommended by the World Tourist Organization and the Methodological manual for tourism by Eurostat are applied by the National Statistical Institute.

In accordance with these definitions, **an international tourist** is any person who travels to a country other than his/her permanent residence for less than a year and whose main purpose is not doing any activity for payment in the place visited.

**The purposes of visiting** a country are the following:

- Excursion and holiday;
- Professional purposes (business trips, participation in conferences, congresses, concluding deals, etc.);
- Other (as a guest, education and visiting cultural and sports events, etc.) purposes.

Statistical data on the trips of Bulgarian residents travelling abroad and visits by non-residents to Bulgaria are obtained on the basis of monthly information received from the Ministry of Interior and a sample survey of the National Statistical Institute among residents and non-residents passing through border checkpoints.

Data on the number of trips of the citizens of the European Union are estimated on the basis of the information obtained from the Ministry of Interior and the airport authorities. Data on the number of citizens from 'third countries' are obtained directly from the Ministry of Interior.

Data on the purposes of the trips are obtained on the basis of the NSI's regular monthly sample survey of passing residents and non-residents through the border checkpoints.

**TRIPS OF BULGARIAN RESIDENTS ABROAD AND ARRIVALS OF VISITORS FROM  
ABROAD TO BULGARIA IN JUNE 2024**

**Annex**

**Table 1**

**Trips of Bulgarian residents abroad by purpose of visit and by country of  
destination in June 2024**

(Number)

Country of destination	Total	Purpose of visit		
		Holiday and recreation	Professional	Others
<b>Total</b>	<b>854564</b>	<b>347900</b>	<b>141331</b>	<b>365333</b>
<b>EU</b>	<b>509151</b>	<b>234937</b>	<b>102666</b>	<b>171548</b>
Austria	25290	6092	5294	13904
Belgium	9079	4321	2891	1867
Croatia	3996	2347	883	766
Cyprus	1122	858	47	217
Czechia	9359	3727	1704	3928
Denmark	2885	751	361	1773
Finland	438	293	145	-
France	23889	12281	3715	7893
Germany	59701	19120	17949	22632
Greece	209575	105895	42251	61429
Hungary	5854	3870	1014	970
Ireland	1283	850	247	186
Italy	31379	19757	3099	8523
Malta	1457	1233	-	224
Netherlands	7120	2084	812	4224
Poland	6029	1537	2303	2189
Portugal	1650	1047	228	375
Romania	75668	35137	14014	26517
Slovakia	4481	1731	1008	1742
Slovenia	2508	1258	387	863
Spain	23794	9704	3729	10361
Sweden	1780	617	352	811
Other EU countries	814	427	233	154
<b>Other European countries</b>	<b>325464</b>	<b>102485</b>	<b>33922</b>	<b>189057</b>
Norway	862	441	225	196
Republic of North Macedonia	14392	4502	4683	5207
Russian Federation	408	188	-	220
Serbia	54082	10533	4915	38634
Switzerland	3553	934	774	1845
Türkiye	237615	79898	20697	137020
Ukraine	223	-	-	223
United Kingdom	14329	5989	2628	5712
<b>Other countries</b>	<b>2502</b>	<b>610</b>	<b>467</b>	<b>1425</b>
Canada	879	295	272	312
Israel	119	-	40	79
USA	1504	315	155	1034
<b>Rest of the world</b>	<b>17447</b>	<b>9868</b>	<b>4276</b>	<b>3303</b>

**Table 2**

**TRIPS OF BULGARIAN RESIDENTS ABROAD AND ARRIVALS OF VISITORS FROM  
ABROAD TO BULGARIA IN JUNE 2024**

**Arrivals of visitors from abroad to Bulgaria by purpose of visit and by country of origin in June 2024**

(Number)

Country of origin	Total	Purpose of visit		
		Holiday and recreation	Professional	Others
<b>Total</b>	<b>1472911</b>	<b>786477</b>	<b>120691</b>	<b>565743</b>
<b>EU</b>	<b>722637</b>	<b>406742</b>	<b>68778</b>	<b>247117</b>
Austria	15562	4701	2432	8429
Belgium	11648	3778	2518	5352
Croatia	3103	1571	469	1063
Cyprus	2703	1510	886	307
Czechia	38541	35580	794	2167
Denmark	7774	5108	1361	1305
Finland	5591	3891	745	955
France	16202	8101	2700	5401
Germany	121787	45652	5488	70647
Greece	89954	35581	15056	39317
Hungary	13932	8506	1595	3831
Ireland	7093	5763	156	1174
Italy	16796	6816	2834	7146
Malta	381	278	-	103
Netherlands	11988	4382	815	6791
Poland	85720	65139	6554	14027
Portugal	2255	1465	398	392
Romania	221495	137130	15559	68806
Slovakia	11331	5368	3065	2898
Slovenia	2877	1918	-	959
Spain	9960	5435	3123	1402
Sweden	13851	9234	1539	3078
Other EU countries	12093	9835	691	1567
<b>Other European countries</b>	<b>586949</b>	<b>298157</b>	<b>40158</b>	<b>248634</b>
Norway	10347	7004	1605	1738
Republic of North Macedonia	27046	17509	4106	5431
Russian Federation	12882	9311	479	3092
Serbia	67742	27249	7006	33487
Switzerland	3405	2632	180	593
Türkiye	200014	54021	18300	127693
Ukraine	215783	136094	7936	71753
United Kingdom	49730	44337	546	4847
<b>Other countries</b>	<b>29095</b>	<b>24604</b>	<b>421</b>	<b>4070</b>
Canada	1785	1304	27	454
Israel	16593	16059	139	395
Japan	760	554	44	162
USA	9957	6687	211	3059
<b>Rest of the world</b>	<b>134230</b>	<b>56974</b>	<b>11334</b>	<b>65922</b>