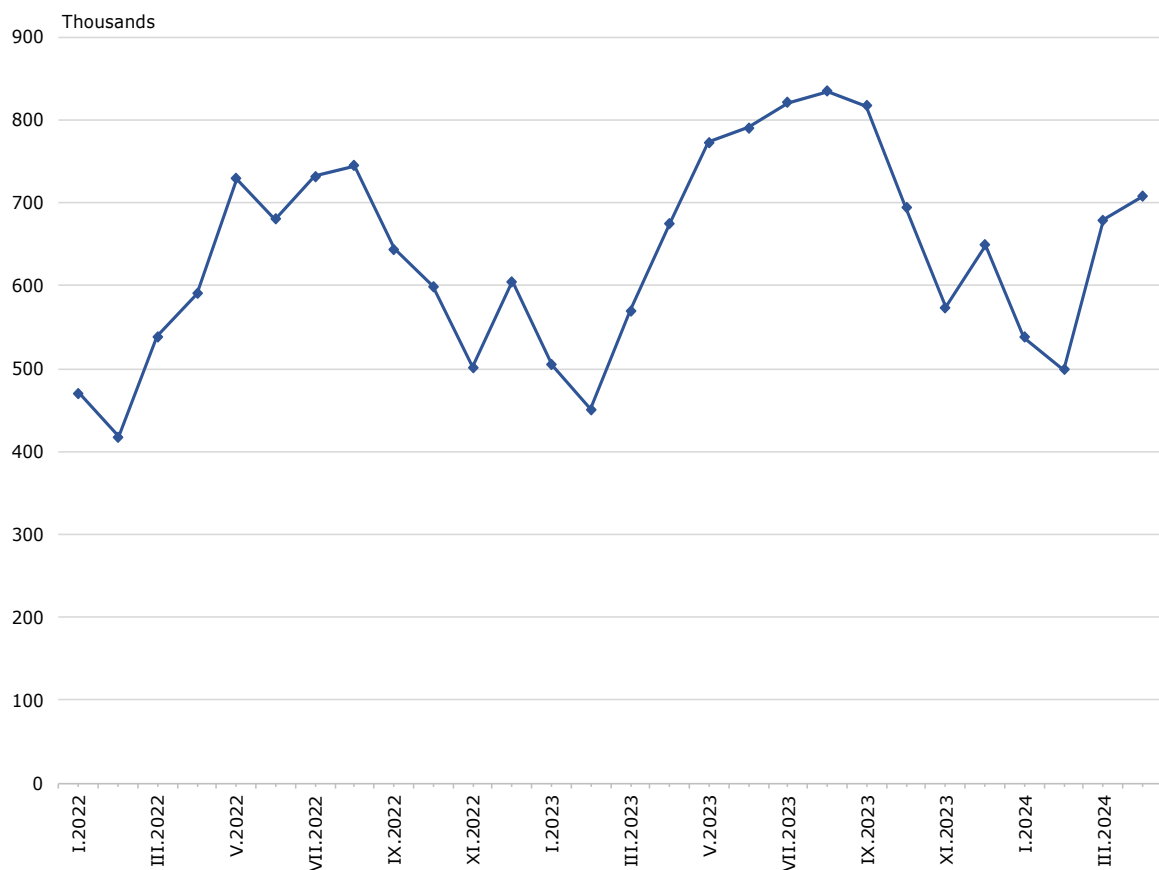




## TRIPS OF BULGARIAN RESIDENTS ABROAD AND ARRIVALS OF VISITORS FROM ABROAD TO BULGARIA IN APRIL 2024

In April 2024, **the number of trips of Bulgarian residents abroad** was 707.9 thousand (Annex, Table 1), or 4.9% above the registered in April 2023. An increase was registered in the trips with holiday and recreation purposes - by 21.2%, and with professional purposes - by 10.7%, while those with other purposes (as a guest, education and visiting cultural and sports events) decreased by 9.4%.

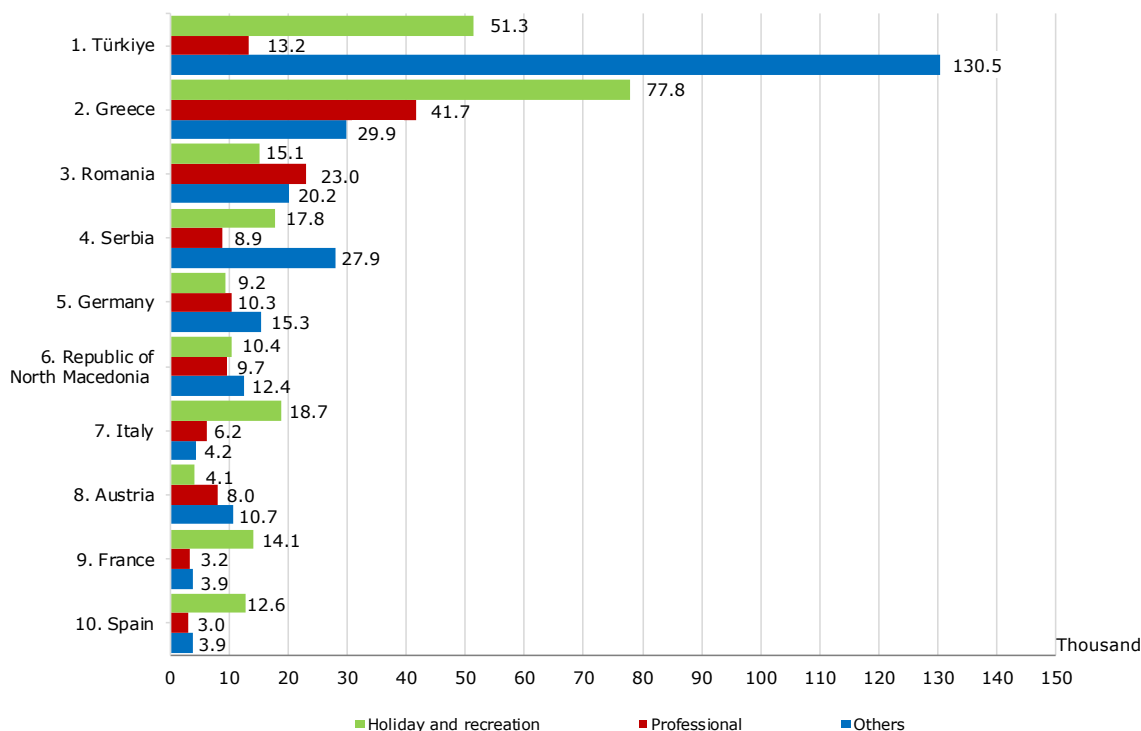
**Figure 1. Trips of Bulgarian residents abroad by months**



Most trips of Bulgarian residents were made to: Türkiye - 195.0 thousand, Greece - 149.4 thousand, Romania - 58.3 thousand, Serbia - 54.6 thousand, Germany - 34.8 thousand, Republic of North Macedonia - 32.5 thousand, Italy - 29.1 thousand, Austria - 22.8 thousand, France - 21.2 thousand, Spain - 19.5 thousand (Figure 2).

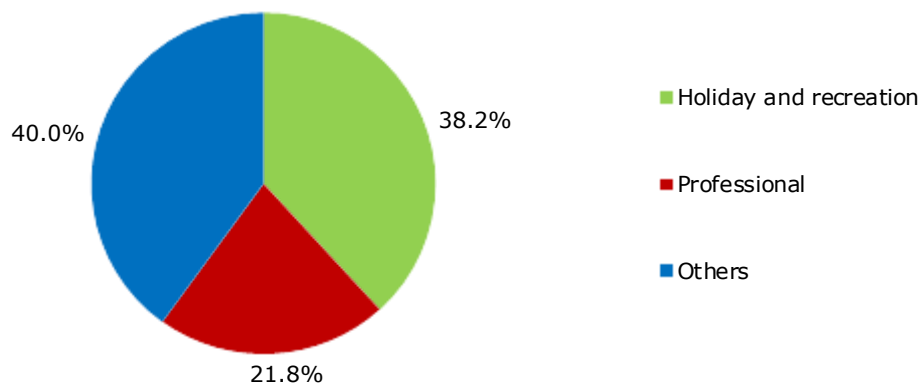
## TRIPS OF BULGARIAN RESIDENTS ABROAD AND ARRIVALS OF VISITORS FROM ABROAD TO BULGARIA IN APRIL 2024

**Figure 2. Countries with the highest total number of visits by Bulgarian citizens, with distribution by purpose of travel, in April 2024**



The trips with other purposes formed the greatest share of the total number of trips of Bulgarian residents abroad - 40.0%, followed by those with holiday and recreation purposes - 38.2%, and with professional purposes - 21.8%.

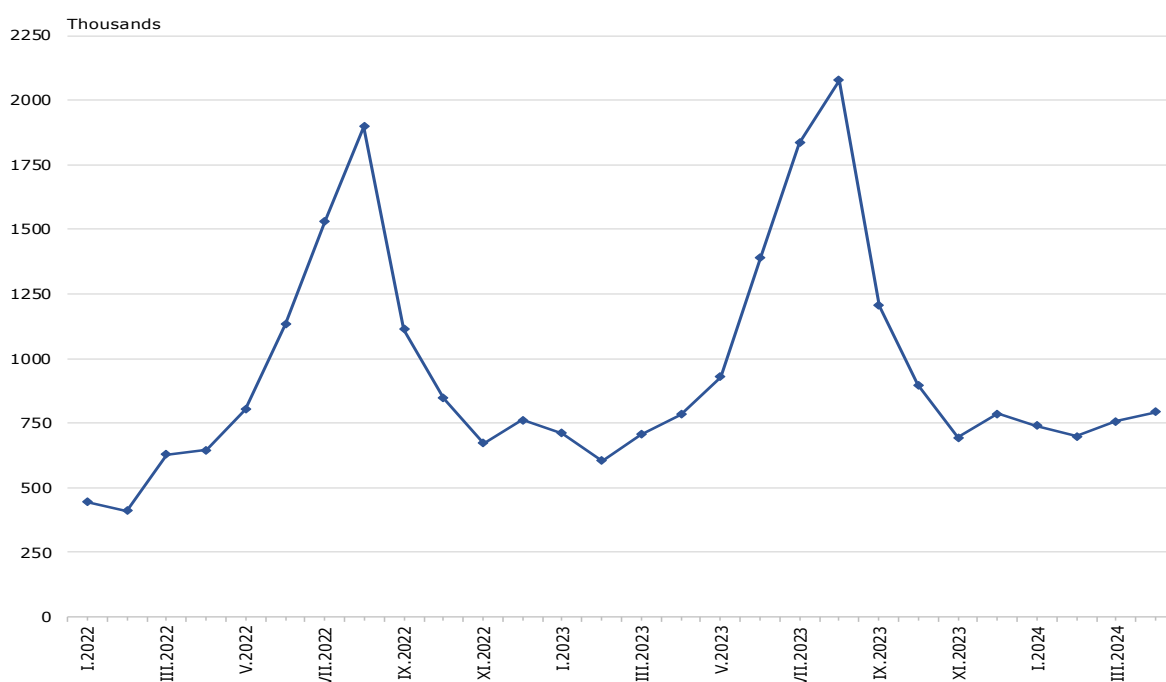
**Figure 3. Structure of the trips of Bulgarian residents abroad by purpose of visit in April 2024**



## TRIPS OF BULGARIAN RESIDENTS ABROAD AND ARRIVALS OF VISITORS FROM ABROAD TO BULGARIA IN APRIL 2024

In April 2024, **the number of visits of non-residents to Bulgaria** was 793.3 thousand (Annex, Table 2), or 1.1% more in comparison with the same month of the previous year (Figure 4). An increase was registered in the trips with professional purposes - by 4.4%, and with holiday and recreation purposes - by 2.3%, while those with other purposes (as a guest, education and visiting cultural and sports events) decreased by 0.5%. Transit passes through the country were 35.6% (282.6 thousand) of all visits of non-residents to Bulgaria.

**Figure 4. Arrivals of visitors from abroad to Bulgaria by months**



The share of visits of EU citizens was 48.7% of the total number of non-residents' visits to Bulgaria and reached 386.3 thousand, the largest being by visitors from Romania - 44.1%, and Greece - 29.5%.

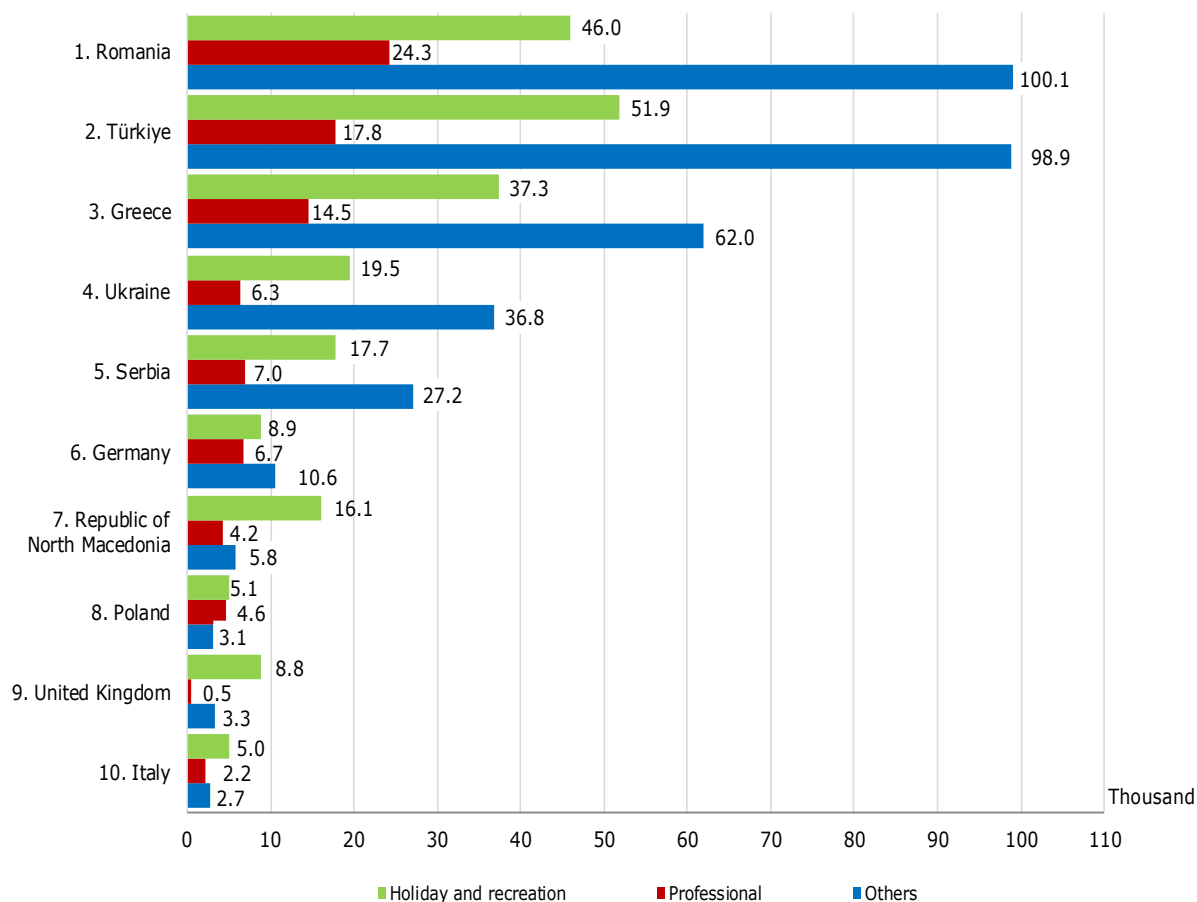
The visits of non-residents in the group 'Other European countries'<sup>1</sup> were 329.6 thousand, or 41.5% of all visits to Bulgaria. The highest registered number of visits was from Türkiye - 168.6 thousand, or 51.1% in this group.

Most visits to Bulgaria were from: Romania - 170.4 thousand, Türkiye - 168.6 thousand, Greece - 113.8 thousand, Ukraine - 62.6 thousand, Serbia - 51.9 thousand, Germany - 26.2 thousand, Republic of North Macedonia - 26.1 thousand, Poland - 12.8 thousand, the United Kingdom - 12.6 thousand, Italy - 9.9 thousand (Figure 5).

<sup>1</sup> Group 'Other European countries' includes countries in Europe outside the EU.

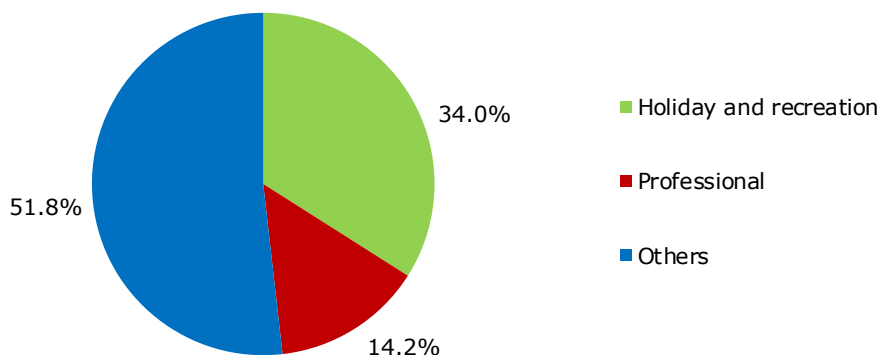
## TRIPS OF BULGARIAN RESIDENTS ABROAD AND ARRIVALS OF VISITORS FROM ABROAD TO BULGARIA IN APRIL 2024

**Figure 5. Countries with the highest total number of visits to Bulgaria, with distribution by purpose of travel, in April 2024**



The predominant share of the visits was with other purposes - 51.8%, followed by trips with holiday and recreation purposes - 34.0%, and with professional purposes - 14.2%.

**Figure 6. Structure of visits of non-residents to Bulgaria by purpose in April 2024**



### **Methodological notes**

The definitions recommended by the World Tourist Organization and the Methodological manual for tourism by Eurostat are applied by the National Statistical Institute.

In accordance with these definitions, **an international tourist** is any person who travels to a country other than his/her permanent residence for less than a year and whose main purpose is not doing any activity for payment in the place visited.

**The purposes of visiting** a country are the following:

- Excursion, holiday or entertainment (visits to cultural or historical landmarks, sport events and others);
- Visiting friends and relatives;
- Professional purposes (business trips, participation in conferences, congresses, concluding deals, etc.);
- Other (education, medical treatment, etc.) purposes.

Statistical data on the trips of Bulgarian residents travelling abroad and visits by non-residents to Bulgaria are obtained on the basis of monthly information received from the Ministry of Interior and a sample survey of the National Statistical Institute among residents and non-residents passing through border checkpoints.

Data on the number of trips of the citizens of the European Union are estimated on the basis of the information obtained from the Ministry of Interior and the airport authorities. Data on the number of citizens from 'third countries' are obtained directly from the Ministry of Interior.

Data on the purposes of the trips are obtained on the basis of the NSI's regular monthly sample survey of passing residents and non-residents through the border checkpoints.

**TRIPS OF BULGARIAN RESIDENTS ABROAD AND ARRIVALS OF VISITORS FROM  
ABROAD TO BULGARIA IN APRIL 2024**

**Annex**

**Table 1**

**Trips of Bulgarian residents abroad by purpose of visit and by country of  
destination in April 2024**

(Number)

Country of destination	Total	Purpose of visit		
		Holiday and recreation	Professional	Others
<b>Total</b>	<b>707869</b>	<b>270172</b>	<b>154362</b>	<b>283335</b>
<b>EU</b>	<b>397744</b>	<b>175822</b>	<b>115739</b>	<b>106183</b>
Austria	22759	4127	7952	10680
Belgium	14686	2843	6541	5302
Croatia	3375	1531	678	1166
Cyprus	590	267	194	129
Czechia	9551	3008	3558	2985
Denmark	3020	1775	604	641
Finland	752	503	249	-
France	21210	14140	3167	3903
Germany	34810	9195	10275	15340
Greece	149382	77818	41688	29876
Hungary	4774	2002	726	2046
Ireland	1110	555	370	185
Italy	29113	18653	6207	4253
Malta	1118	865	253	-
Netherlands	8325	3490	2938	1897
Poland	5282	1921	2393	968
Portugal	1530	871	437	222
Romania	58287	15063	23041	20183
Slovakia	2177	1089	272	816
Slovenia	3559	2054	308	1197
Spain	19503	12569	3034	3900
Sweden	1842	1214	436	192
Other EU countries	989	269	418	302
<b>Other European countries</b>	<b>297009</b>	<b>87200</b>	<b>35253</b>	<b>174556</b>
Norway	561	264	156	141
Republic of North Macedonia	32486	10395	9658	12433
Russian Federation	86	-	-	86
Serbia	54617	17834	8917	27866
Switzerland	1826	569	548	709
Türkiye	195046	51308	13216	130522
Ukraine	126	-	-	126
United Kingdom	12261	6830	2758	2673
<b>Other countries</b>	<b>1345</b>	<b>400</b>	<b>479</b>	<b>466</b>
Canada	376	114	159	103
Israel	148	12	25	111
USA	821	274	295	252
<b>Rest of the world</b>	<b>11771</b>	<b>6750</b>	<b>2891</b>	<b>2130</b>

**TRIPS OF BULGARIAN RESIDENTS ABROAD AND ARRIVALS OF VISITORS FROM  
ABROAD TO BULGARIA IN APRIL 2024**

**Table 2**

**Arrivals of visitors from abroad to Bulgaria by purpose of visit and by country of  
origin in April 2024**

(Number)

Country of origin	Total	Purpose of visit		
		Holiday and recreation	Professional	Others
<b>Total</b>	<b>793260</b>	<b>269526</b>	<b>112408</b>	<b>411326</b>
<b>EU</b>	<b>386285</b>	<b>122496</b>	<b>68210</b>	<b>195579</b>
Austria	6704	1504	2668	2532
Belgium	3627	568	1674	1385
Croatia	2752	1704	688	360
Cyprus	1877	1027	433	417
Czechia	2493	1237	516	740
Denmark	1460	664	383	413
Finland	492	369	123	-
France	7741	2419	2502	2820
Germany	26234	8949	6650	10635
Greece	113778	37286	14516	61976
Hungary	4537	1467	1040	2030
Ireland	1691	1134	271	286
Italy	9948	4974	2225	2749
Malta	236	134	102	-
Netherlands	6199	1162	2396	2641
Poland	12758	5092	4573	3093
Portugal	1372	562	467	343
Romania	170415	46022	24338	100055
Slovakia	1526	638	195	693
Slovenia	991	463	305	223
Spain	6086	3358	1296	1432
Sweden	1859	1119	275	465
Other EU countries	1509	644	574	291
<b>Other European countries</b>	<b>329561</b>	<b>118060</b>	<b>36717</b>	<b>174784</b>
Norway	836	518	116	202
Republic of North Macedonia	26147	16112	4220	5815
Russian Federation	4518	2239	330	1949
Serbia	51939	17710	7022	27207
Switzerland	2433	1304	521	608
Türkiye	168569	51916	17780	98873
Ukraine	62567	19514	6224	36829
United Kingdom	12552	8747	504	3301
<b>Other countries</b>	<b>17756</b>	<b>14791</b>	<b>377</b>	<b>2588</b>
Canada	980	724	17	239
Israel	9732	9188	109	435
Japan	359	263	37	59
USA	6685	4616	214	1855
<b>Rest of the world</b>	<b>59658</b>	<b>14179</b>	<b>7104</b>	<b>38375</b>