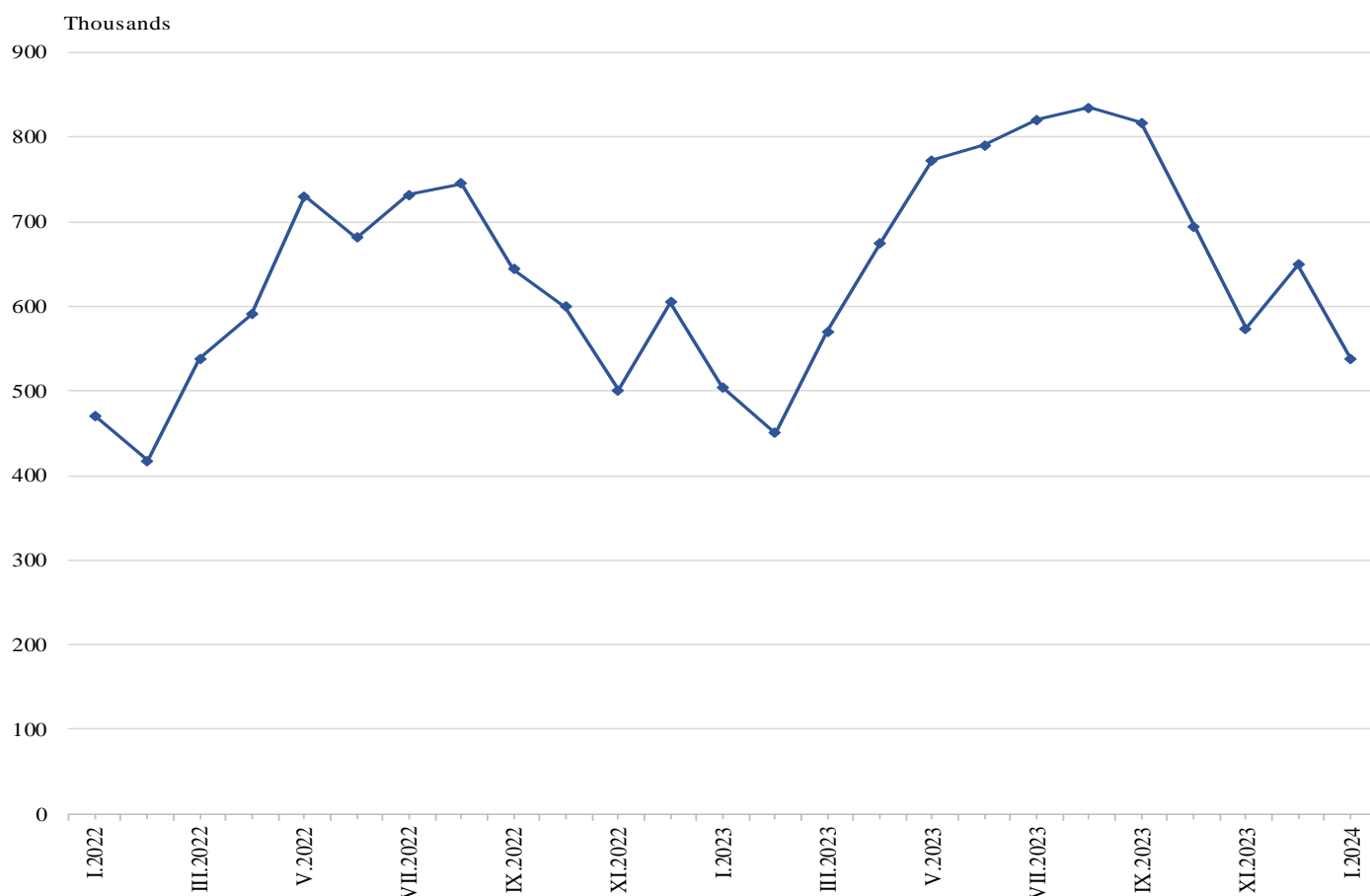


TRIPS OF BULGARIAN RESIDENTS ABROAD AND ARRIVALS OF VISITORS FROM ABROAD TO BULGARIA IN JANUARY 2024

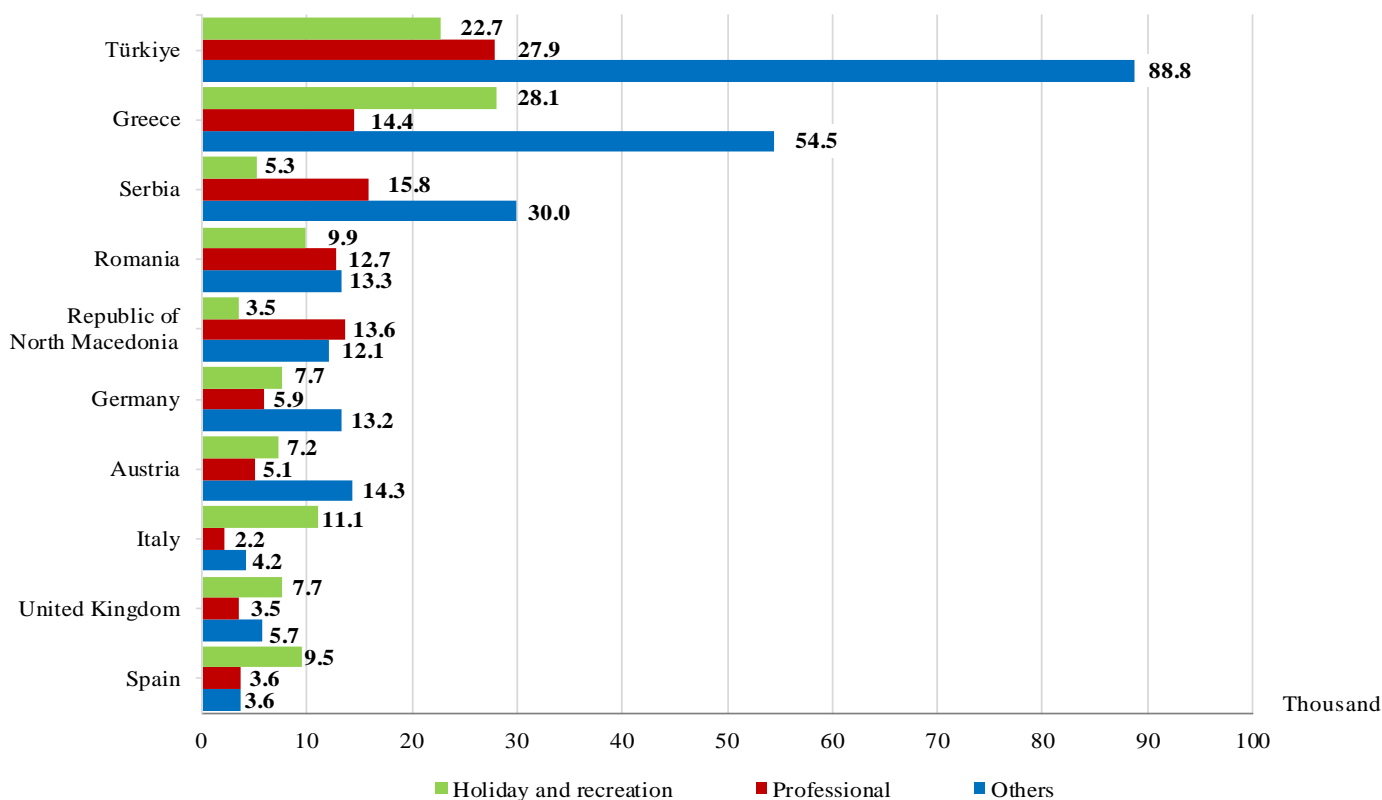
In January 2024, the number of trips of Bulgarian residents abroad was 537.5 thousand (Annex, Table 1), or 6.6% above the registered in January 2023. An increase was registered in the trips with other purpose - by 11.6%, and with holiday and recreation purposes - by 5.6%, while those with professional purpose decreased by 1.9%.

Figure 1. Trips of Bulgarian residents abroad by months



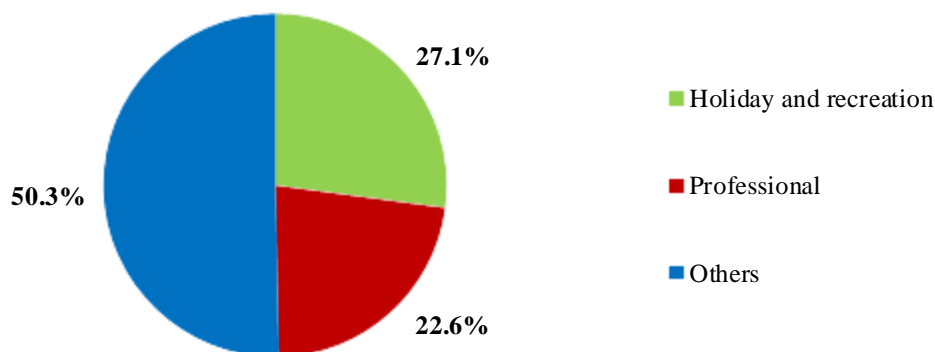
Most trips of Bulgarian residents were made to: Türkiye - 139.4 thousand, Greece - 97.0 thousand, Serbia - 51.1 thousand, Romania - 35.9 thousand, Republic of North Macedonia - 29.2 thousand, Germany - 26.8 thousand, Austria - 26.6 thousand, Italy - 17.5 thousand, the United Kingdom - 16.9 thousand, Spain - 16.7 thousand (Figure 2).

Figure 2. Top foreign destinations for Bulgarian residents by purpose of visit in January 2024



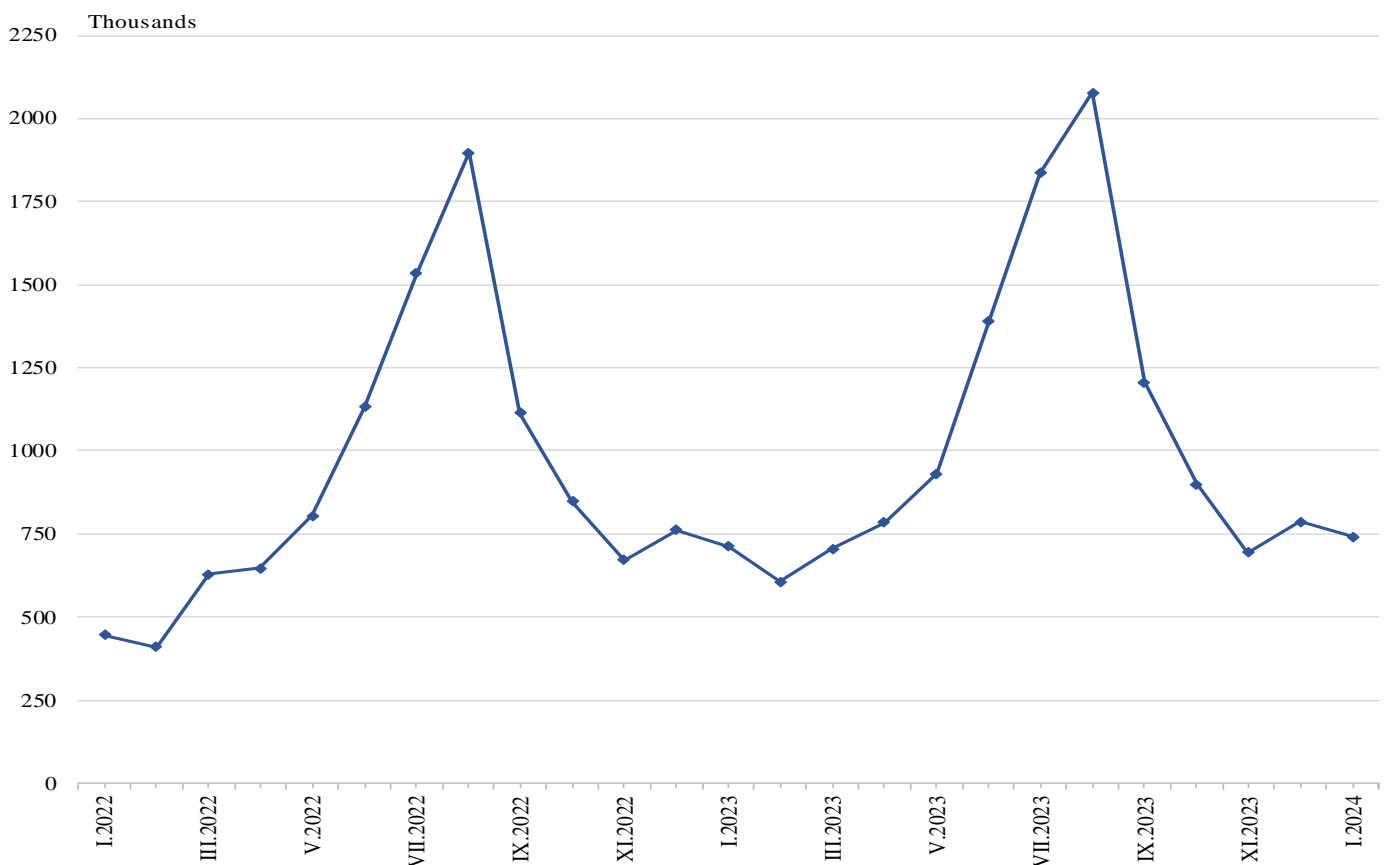
The trips with other purposes (as a guest, education and visiting cultural and sports events) composed the greatest share of the total number of trips of Bulgarian residents abroad - 50.3%, followed by those with holiday and recreation purposes - 27.1%, and with professional purpose - 22.6%.

Figure 3. Structure of the trips of Bulgarian residents abroad by purpose of visit in January 2024



In January 2024, the number of visits of non-residents to Bulgaria was 741.3 thousand (Annex, Table 2), or 4.1% more in comparison with the same month of the previous year (Figure 4). An increase in the trips with all observed purposes was registered - holiday and recreation, professional and others. Transit passes through the country were 32.6% (241.9 thousand) of all visits of non-residents to Bulgaria.

Figure 4. Arrivals of visitors from abroad to Bulgaria by months



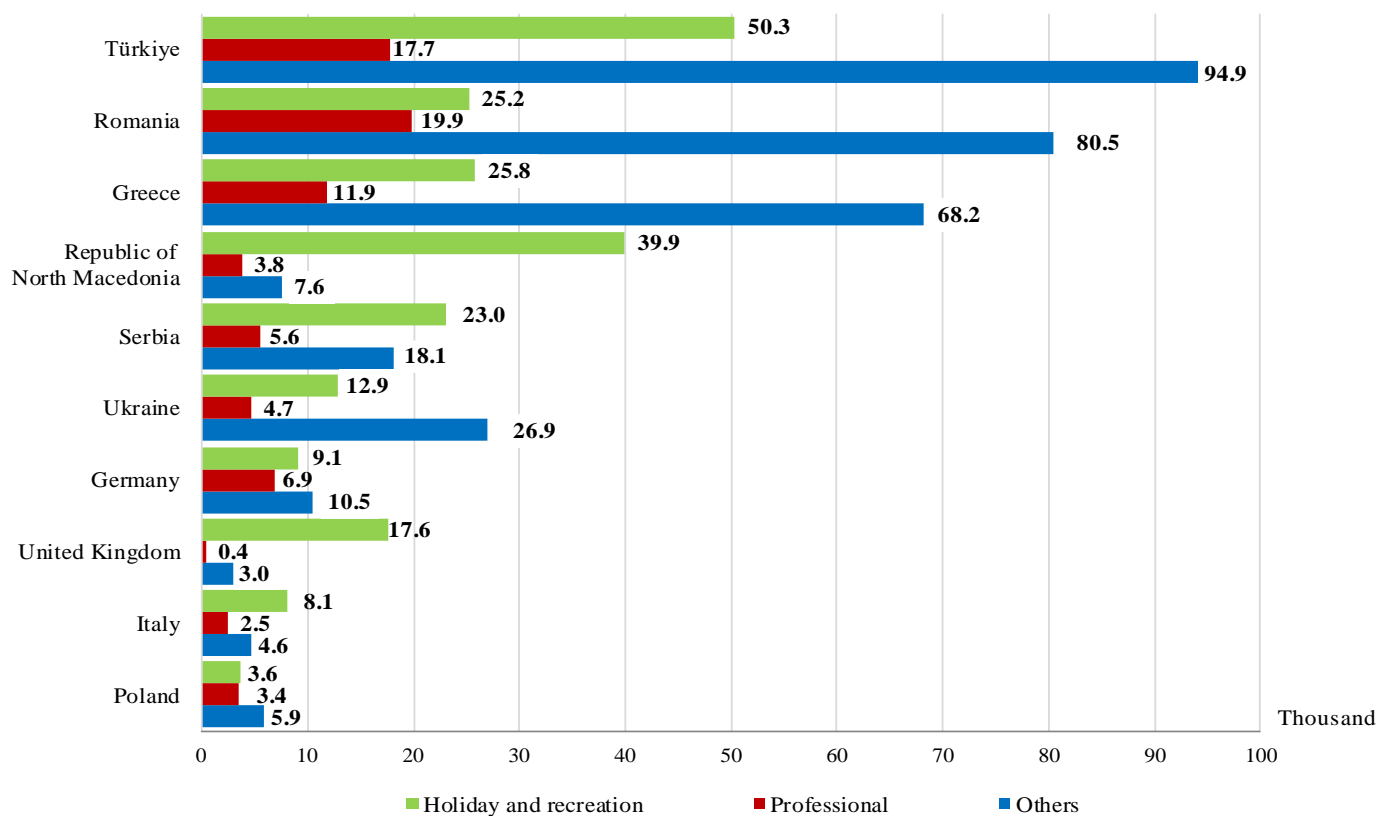
The share of visits of EU citizens was 46.3% of the total number of non-residents' visits to Bulgaria and reached 343.1 thousand, the largest being by visitors from Romania - 36.6%, and Greece - 30.9%.

The visits of non-residents in the group 'Other European countries'¹ were 333.1 thousand, or 44.9% of all visits to Bulgaria. The highest number of visits from Türkiye - 162.9 thousand, or 48.9% in this group, was registered.

Most visits to Bulgaria were from: Türkiye - 162.9 thousand, Romania - 125.6 thousand, Greece - 105.9 thousand, Republic of North Macedonia - 51.3 thousand, Serbia - 46.7 thousand, Ukraine - 44.5 thousand, Germany - 26.5 thousand, the United Kingdom - 21.0 thousand, Italy - 15.2 thousand, Poland - 12.9 thousand (Figure 5).

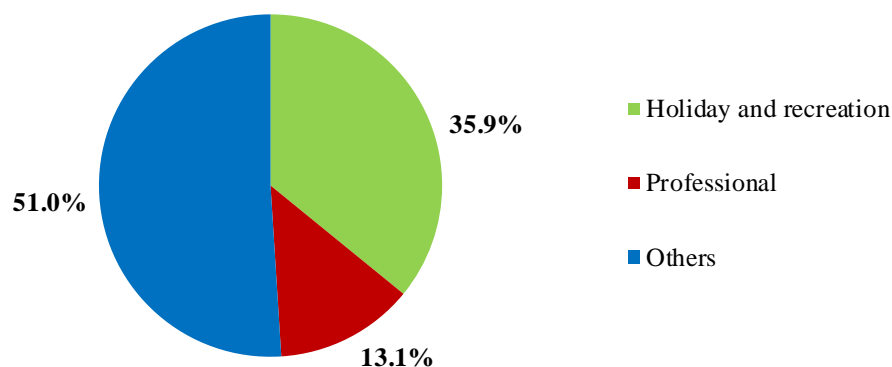
¹ Group 'Other European countries' includes countries in Europe outside the EU.

Figure 5. Top visits by non-residents to Bulgaria by country of residence and purpose in January 2024



The predominant share of the visits was with other purposes - 51.0%, followed by trips with holiday and recreation purposes - 35.9%, and with professional purpose - 13.1%.

Figure 6. Structure of visits of non-residents to Bulgaria by purpose in January 2024





Methodological notes

The definitions recommended by the World Tourist Organization and the Methodological manual for tourism by Eurostat are applied by the National Statistical Institute.

In accordance with these definitions, **an international tourist** is any person who travels to a country other than his/her permanent residence for less than a year and whose main purpose is not doing any activity for payment in the place visited.

The purposes of visiting a country are the following:

- Excursion, holiday or entertainment (visits to cultural or historical landmarks, sport events and others);
- Visiting friends and relatives;
- Professional purposes (business trips, participation in conferences, congresses, concluding deals, etc.);
- Other (education, medical treatment, etc.) purposes.

Statistical data on the trips of Bulgarian residents travelling abroad and visits by non-residents to Bulgaria are obtained on the basis of monthly information received from the Ministry of Interior and a sample survey of the National Statistical Institute among residents and non-residents passing through border checkpoints.

Data on the number of trips of the citizens of the European Union are estimated on the basis of the information obtained from the Ministry of Interior and the airport authorities. Data on the number of citizens from 'third countries' are obtained directly from the Ministry of Interior.

Data on the purposes of the trips are obtained on the basis of the NSI's regular monthly sample survey of passing residents and non-residents through the border checkpoints.



Annex

Table 1

**Trips of Bulgarian residents abroad by purpose of visit
and country of destination in January 2024**

(Number)

Country of destination	Total	Purpose of visit		
		Holiday and recreation	Professional	Others
Total	537456	145388	121578	270490
EU	286382	100112	56821	129449
Austria	26613	7165	5118	14330
Belgium	10062	1876	2393	5793
Croatia	1820	1239	321	260
Cyprus	379	159	96	124
Czechia	9912	5317	1763	2832
Denmark	2221	972	416	833
Finland	908	311	597	-
France	14572	8811	678	5083
Germany	26819	7715	5878	13226
Greece	97010	28051	14415	54544
Hungary	2518	1003	676	839
Ireland	811	561	144	106
Italy	17533	11141	2208	4184
Malta	250	143	36	71
Netherlands	7103	1253	1880	3970
Poland	5507	1282	491	3734
Portugal	1887	943	386	558
Romania	35936	9940	12704	13292
Slovakia	2966	1057	1271	638
Slovenia	2264	1014	1122	128
Spain	16735	9498	3618	3619
Sweden	1774	584	243	947
Other EU countries	782	77	367	338
Other European countries	239688	40312	62080	137296
Norway	378	109	157	112
Republic of North Macedonia	29226	3527	13605	12094
Russian Federation	192	-	-	192
Serbia	51098	5286	15810	30002
Switzerland	2416	929	1115	372
Türkiye	139367	22728	27891	88748
Ukraine	86	-	-	86
United Kingdom	16925	7733	3502	5690
Other countries	757	214	220	323
Canada	263	42	114	107
Israel	152	61	41	50
USA	342	111	65	166
Rest of the world	10629	4750	2457	3422



Table 2

Arrivals of visitors from abroad to Bulgaria
by purpose of visit and country of origin in January 2024

(Number)

Country of origin	Total	Purpose of visit		
		Holiday and recreation	Professional	Others
Total	741267	266523	96900	377844
EU	343089	90858	56922	195309
Austria	11332	2757	1776	6799
Belgium	3593	916	867	1810
Croatia	2517	591	273	1653
Cyprus	1714	568	803	343
Czechia	2434	687	860	887
Denmark	1017	339	287	391
Finland	480	196	148	136
France	6351	2242	1681	2428
Germany	26527	9153	6912	10462
Greece	105879	25754	11909	68216
Hungary	3915	940	465	2510
Ireland	3737	2548	662	527
Italy	15222	8132	2502	4588
Malta	616	514	-	102
Netherlands	5596	1946	730	2920
Poland	12853	3587	3380	5886
Portugal	1929	746	386	797
Romania	125603	25166	19905	80532
Slovakia	1203	328	219	656
Slovenia	655	393	94	168
Spain	5845	1461	2435	1949
Sweden	2490	1050	345	1095
Other EU countries	1581	844	283	454
Other European countries	333150	147083	33359	152708
Norway	554	330	118	106
Republic of North Macedonia	51315	39922	3812	7581
Russian Federation	4730	2414	561	1755
Serbia	46657	22985	5552	18120
Switzerland	1508	664	472	372
Türkiye	162885	50246	17745	94894
Ukraine	44526	12954	4661	26911
United Kingdom	20975	17568	438	2969
Other countries	10512	8461	679	1372
Canada	579	387	51	141
Israel	5746	5389	92	265
Japan	380	248	44	88
USA	3807	2437	492	878
Rest of the world	54516	20121	5940	28455