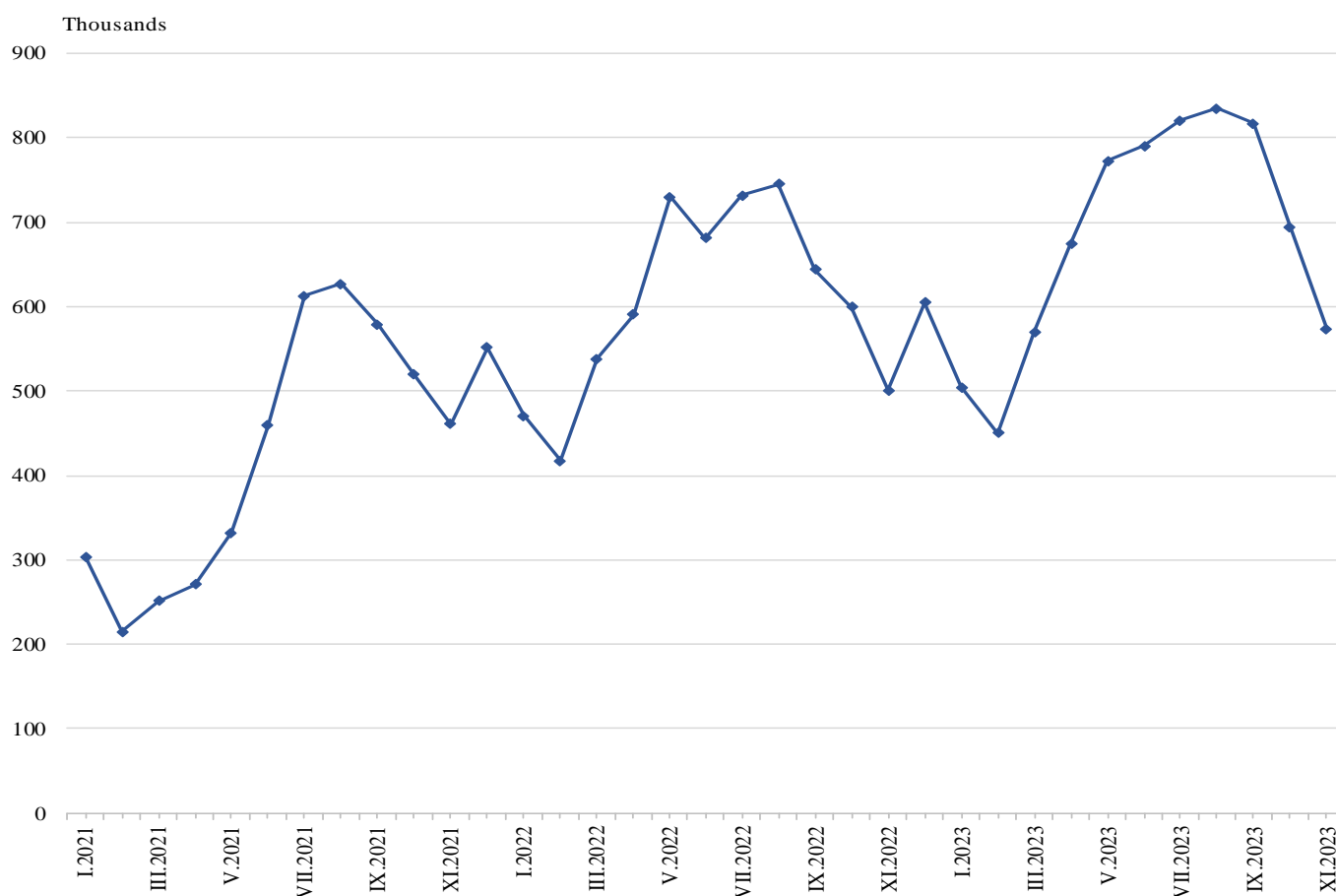


TRIPS OF BULGARIAN RESIDENTS ABROAD AND ARRIVALS OF VISITORS FROM ABROAD TO BULGARIA IN NOVEMBER 2023

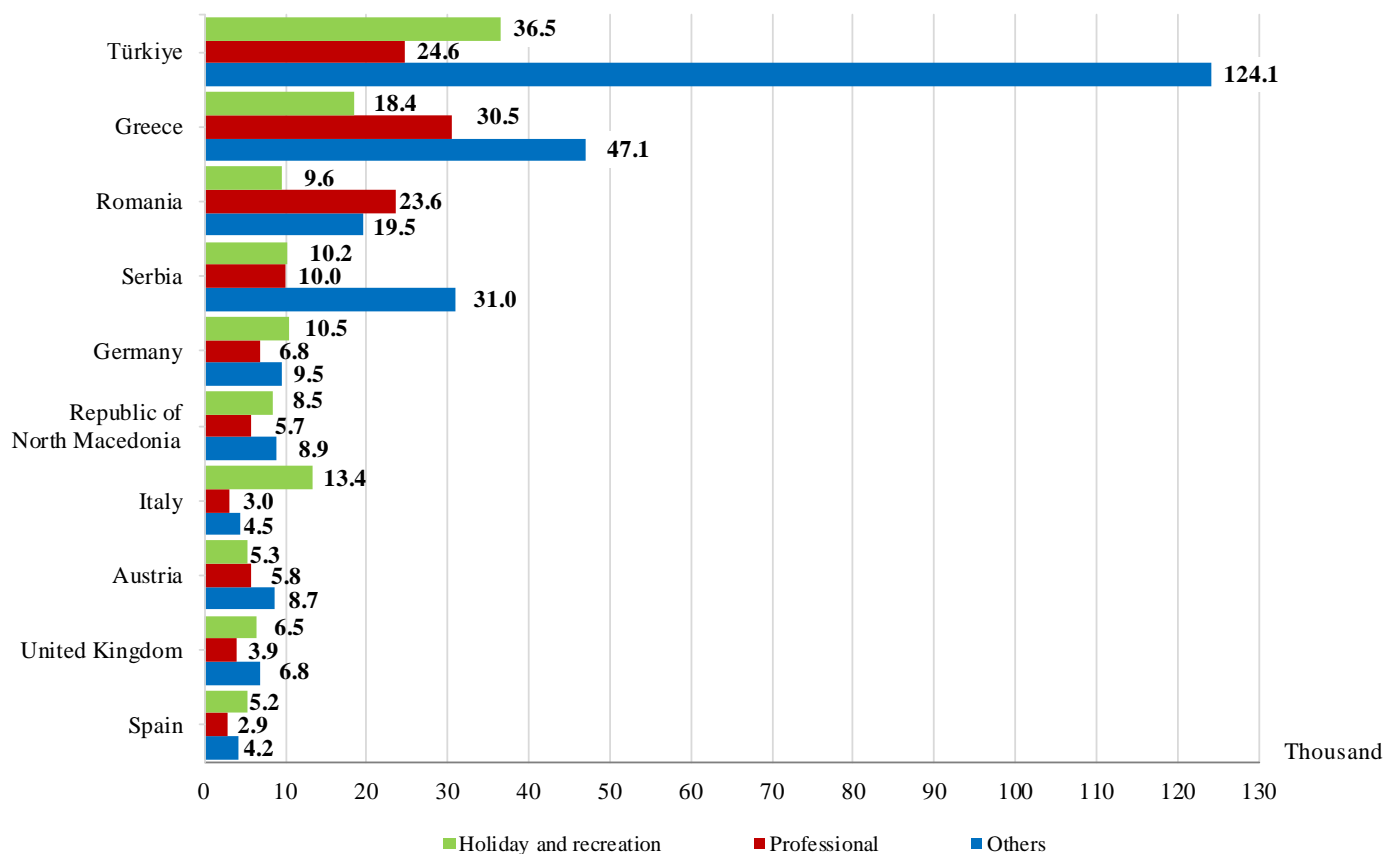
In November 2023, the number of trips of Bulgarian residents abroad was 574.0 thousand (Annex, Table 1), or 14.5% above the registered in November 2022. An increase in the trips with all observed purposes was registered - holiday and recreation, professional and others.

Figure 1. Trips of Bulgarian residents abroad by months



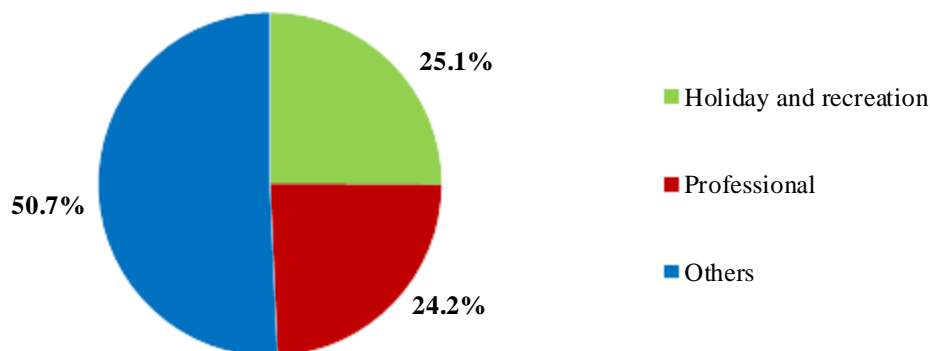
Most trips of Bulgarian residents were made to: Türkiye - 185.2 thousand, Greece - 96.0 thousand, Romania - 52.7 thousand, Serbia - 51.2 thousand, Germany - 26.8 thousand, Republic of North Macedonia - 23.1 thousand, Italy - 20.9 thousand, Austria - 19.8 thousand, the United Kingdom - 17.2 thousand, Spain - 12.3 thousand (Figure 2).

Figure 2. Top foreign destinations for Bulgarian residents by purpose of visit in November 2023



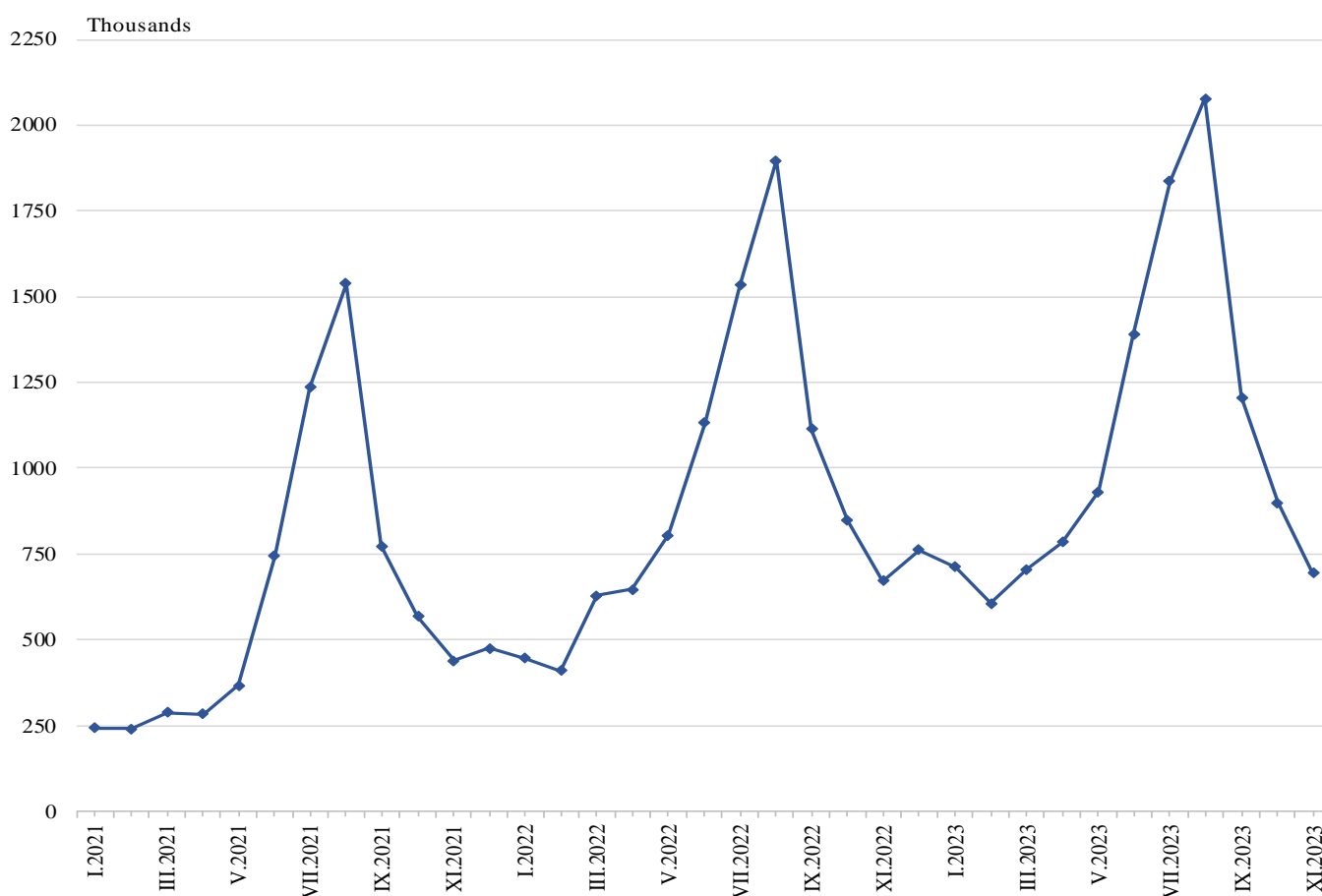
The trips with other purposes (as a guest, education and visiting cultural and sports events) composed the greatest share of the total number of trips of Bulgarian residents abroad - 50.7%, followed by those with holiday and recreation purposes - 25.1%, and with professional purpose - 24.2%.

Figure 3. Structure of the trips of Bulgarian residents abroad by purpose of visit in November 2023



In November 2023, the number of visits of non-residents to Bulgaria was 694.4 thousand (Annex, Table 2), or 3.4% more in comparison with the same month of the previous year (Figure 4). An increase in the trips with all observed purposes was registered. Transit passes through the country were 37.8% (262.6 thousand) of all visits of non-residents to Bulgaria.

Figure 4. Arrivals of visitors from abroad to Bulgaria by months



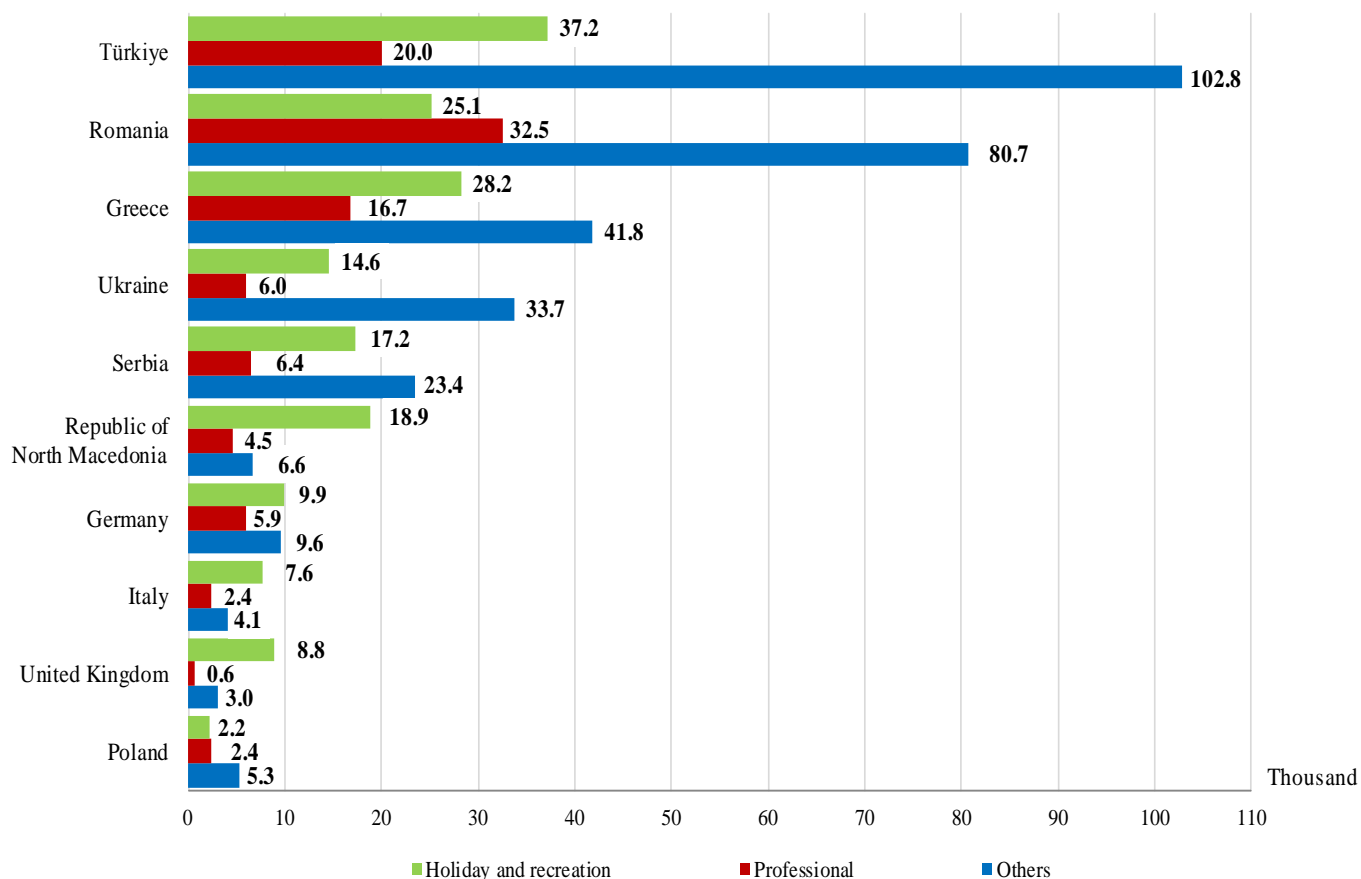
The share of visits of EU citizens was 47.0% of the total number of non-residents' visits to Bulgaria and reached 326.2 thousand, the largest being by visitors from Romania - 42.4%, and Greece - 26.6%.

The visits of non-residents in the group 'Other European countries'¹ were 311.1 thousand, or 44.8% of all visits to Bulgaria. The highest number of visits from Türkiye - 160.0 thousand, or 51.4% in this group, was registered.

Most visits to Bulgaria were from: Türkiye - 160.0 thousand, Romania - 138.3, Greece - 86.7 thousand, Ukraine - 54.3 thousand, Serbia - 47.0 thousand, Republic of North Macedonia - 30.0 thousand, Germany - 25.4 thousand, Italy - 14.1 thousand, the United Kingdom - 12.4 thousand, Poland - 9.9 thousand (Figure 5).

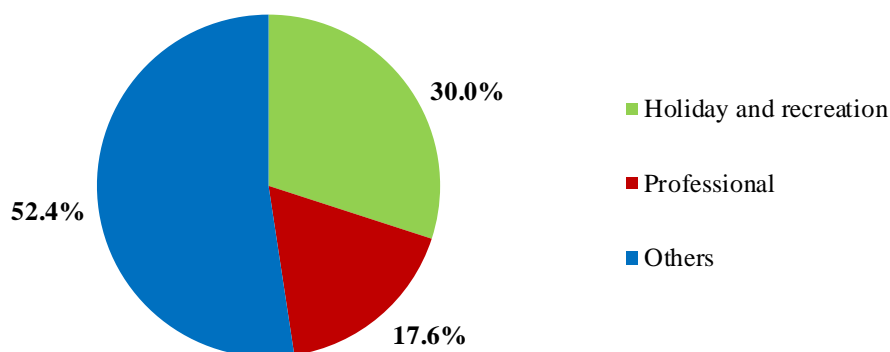
¹ Group 'Other European countries' includes countries in Europe outside the EU.

Figure 5. Top visits by non-residents to Bulgaria by country of residence and purpose in November 2023



The predominant share of the visits was with other purposes - 52.4%, followed by trips with holiday and recreation purposes - 30.0%, and with professional purpose - 17.6%.

Figure 6. Structure of visits of non-residents to Bulgaria by purpose in November 2023





Methodological notes

The definitions recommended by the World Tourist Organization and the Methodological manual for tourism by Eurostat are applied by the National Statistical Institute.

In accordance with these definitions, **an international tourist** is any person who travels to a country other than his/her permanent residence for less than a year and whose main purpose is not doing any activity for payment in the place visited.

The purposes of visiting a country are the following:

- Excursion, holiday or entertainment (visits to cultural or historical landmarks, sport events and others);
- Visiting friends and relatives;
- Professional purposes (business trips, participation in conferences, congresses, concluding deals, etc.);
- Other (education, medical treatment, etc.) purposes.

Statistical data on the trips of Bulgarian residents travelling abroad and visits by non-residents to Bulgaria are obtained on the basis of monthly information received from the Ministry of Interior and a sample survey of the National Statistical Institute among residents and non-residents passing through border checkpoints.

Data on the number of trips of the citizens of the European Union are estimated on the basis of the information obtained from the Ministry of Interior and the airport authorities. Data on the number of citizens from 'third countries' are obtained directly from the Ministry of Interior.

Data on the purposes of the trips are obtained on the basis of the NSI's regular monthly sample survey of passing residents and non-residents through the border checkpoints.



Annex

Table 1

**Trips of Bulgarian residents abroad by purpose of visit
and country of destination in November 2023**

(Number)

Country of destination	Total	Purpose of visit		
		Holiday and recreation	Professional	Others
Total	573990	144236	138658	291096
EU	285597	78039	90417	117141
Austria	19828	5320	5803	8705
Belgium	11858	1271	5082	5505
Croatia	2951	1095	1219	637
Cyprus	393	177	103	113
Czechia	8022	2011	2865	3146
Denmark	2841	1003	334	1504
Finland	280	171	109	-
France	9549	4421	2165	2963
Germany	26759	10480	6823	9456
Greece	95959	18375	30534	47050
Hungary	2260	1130	731	399
Ireland	515	220	188	107
Italy	20904	13439	2986	4479
Malta	696	490	206	-
Netherlands	6024	803	1205	4016
Poland	5486	1463	1097	2926
Portugal	1538	517	459	562
Romania	52650	9615	23550	19485
Slovakia	1003	251	409	343
Slovenia	1176	288	367	521
Spain	12295	5164	2951	4180
Sweden	1398	131	736	531
Other EU countries	1212	204	495	513
Other European countries	279414	62489	45185	171740
Norway	350	203	147	-
Republic of North Macedonia	23147	8528	5685	8934
Russian Federation	98	-	-	98
Serbia	51192	10195	9963	31034
Switzerland	2102	507	752	843
Türkiye	185220	36540	24616	124064
Ukraine	138	-	138	-
United Kingdom	17167	6516	3884	6767
Other countries	1524	363	187	974
Canada	261	122	-	139
Israel	243	30	61	152
USA	1020	211	126	683
Rest of the world	7455	3345	2869	1241



Table 2

**Arrivals of visitors from abroad to Bulgaria
by purpose of visit and country of origin in November 2023**

(Number)

Country of origin	Total	Purpose of visit		
		Holiday and recreation	Professional	Others
Total	694390	208570	122396	363424
EU	326216	90506	75196	160514
Austria	5904	1765	2060	2079
Belgium	3844	852	1563	1429
Croatia	2092	634	541	917
Cyprus	1420	430	287	703
Czechia	3830	1491	760	1579
Denmark	975	299	313	363
Finland	566	231	151	184
France	7233	1808	3358	2067
Germany	25436	9880	5901	9655
Greece	86652	28188	16704	41760
Hungary	4399	1903	512	1984
Ireland	1339	675	215	449
Italy	14096	7645	2389	4062
Malta	319	319	-	-
Netherlands	5592	973	2004	2615
Poland	9947	2196	2414	5337
Portugal	1508	861	483	164
Romania	138320	25069	32530	80721
Slovakia	2028	492	392	1144
Slovenia	765	373	205	187
Spain	6858	2926	1593	2339
Sweden	1718	726	468	524
Other EU countries	1375	770	353	252
Other European countries	311058	99691	39387	171980
Norway	674	217	267	190
Republic of North Macedonia	30016	18891	4495	6630
Russian Federation	4917	2586	535	1796
Serbia	46975	17220	6399	23356
Switzerland	1835	251	1089	495
Türkiye	160007	37170	20062	102775
Ukraine	54270	14627	5911	33732
United Kingdom	12364	8729	629	3006
Other countries	9172	6594	758	1820
Canada	741	507	59	175
Israel	2207	1920	77	210
Japan	469	328	53	88
USA	5755	3839	569	1347
Rest of the world	47944	11779	7055	29110