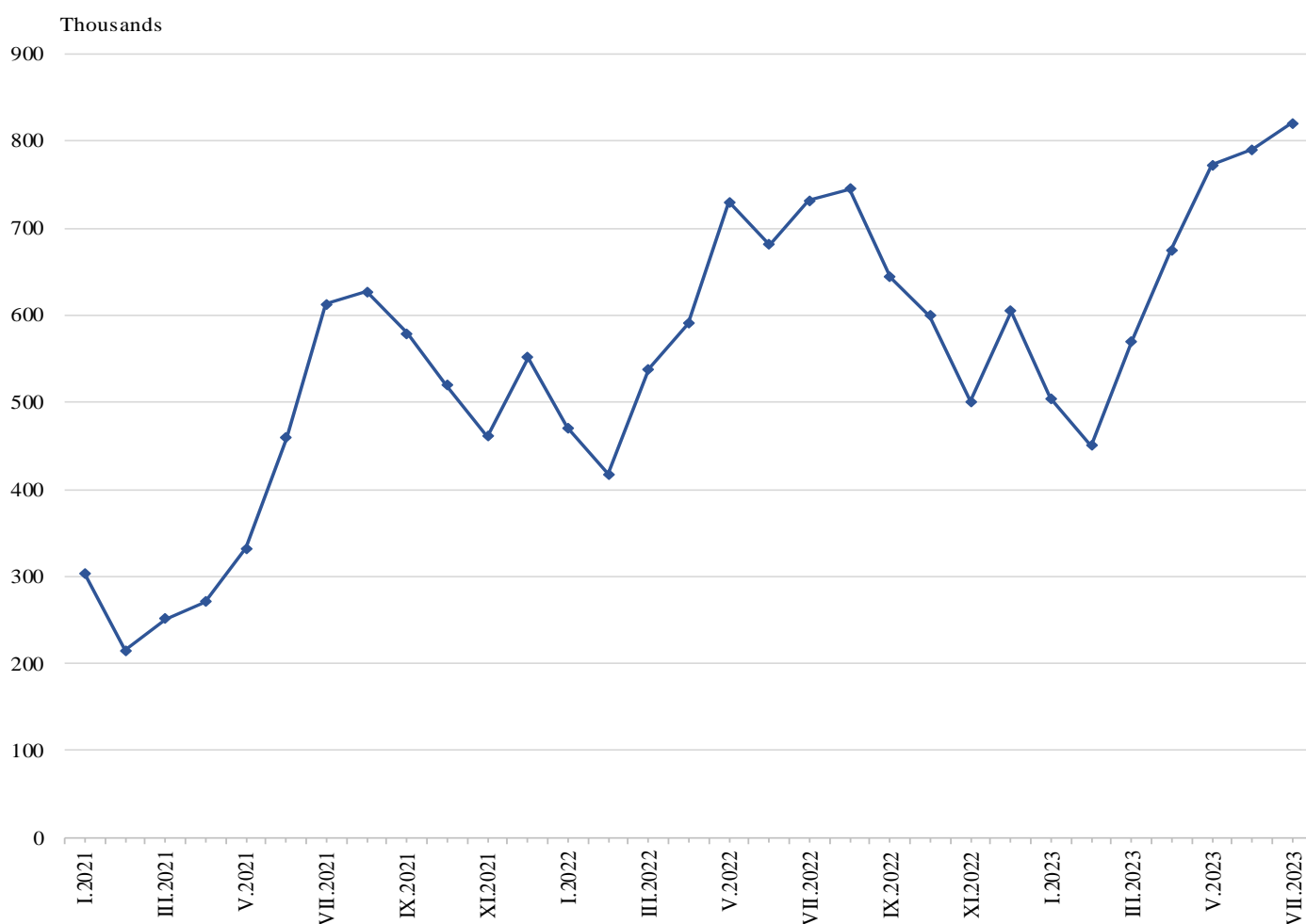


TRIPS OF BULGARIAN RESIDENTS ABROAD AND ARRIVALS OF VISITORS FROM ABROAD TO BULGARIA IN JULY 2023

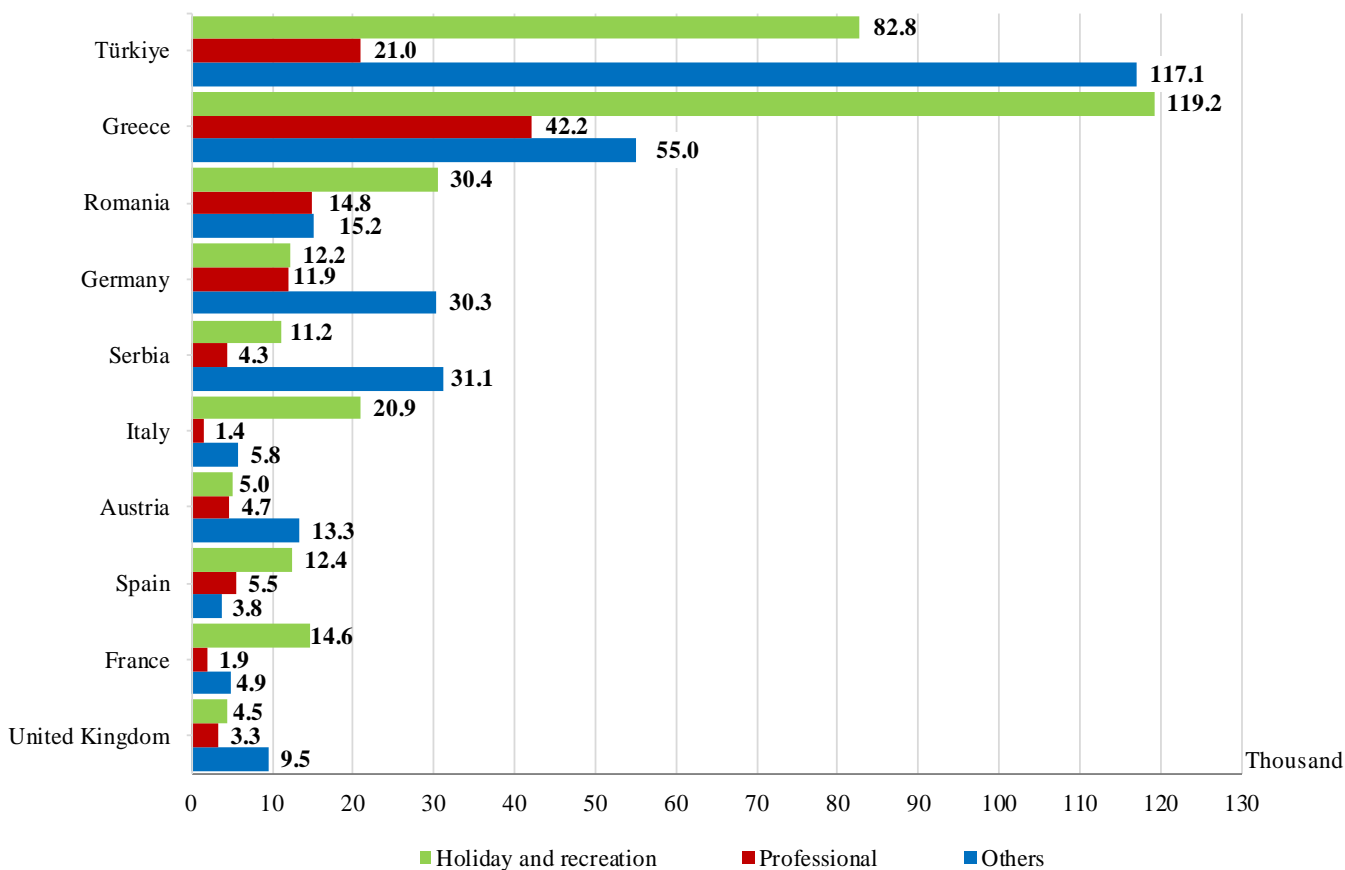
In July 2023, **the number of trips of Bulgarian residents abroad** was 820.5 thousand (Annex, Table 1), or 12.1% above the registered in July 2022. An increase in the trips with all observed purposes was registered.

Figure 1. Trips of Bulgarian residents abroad by months



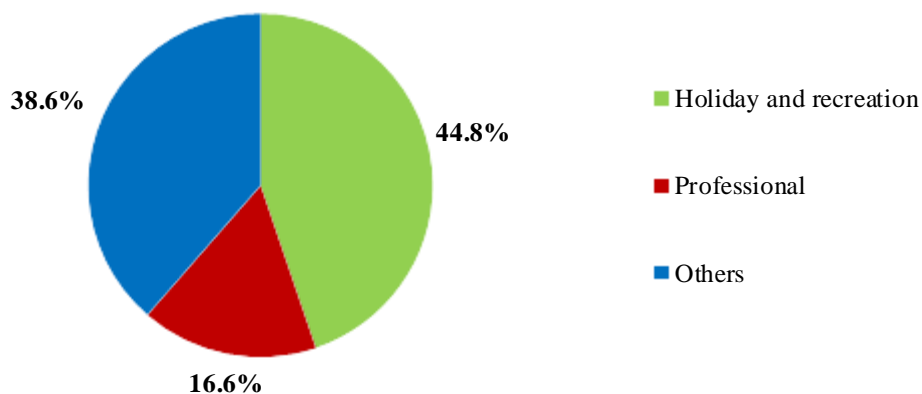
Most trips of Bulgarian residents were made to: Türkiye - 220.9 thousand, Greece - 216.4 thousand, Romania - 60.4 thousand, Germany - 54.4 thousand, Serbia - 46.6 thousand, Italy - 28.1 thousand, Austria - 23.0 thousand, Spain - 21.7 thousand, France - 21.4 thousand, the United Kingdom - 17.3 thousand (Figure 2).

Figure 2. Top foreign destinations for Bulgarian residents by purpose of visit in July 2023



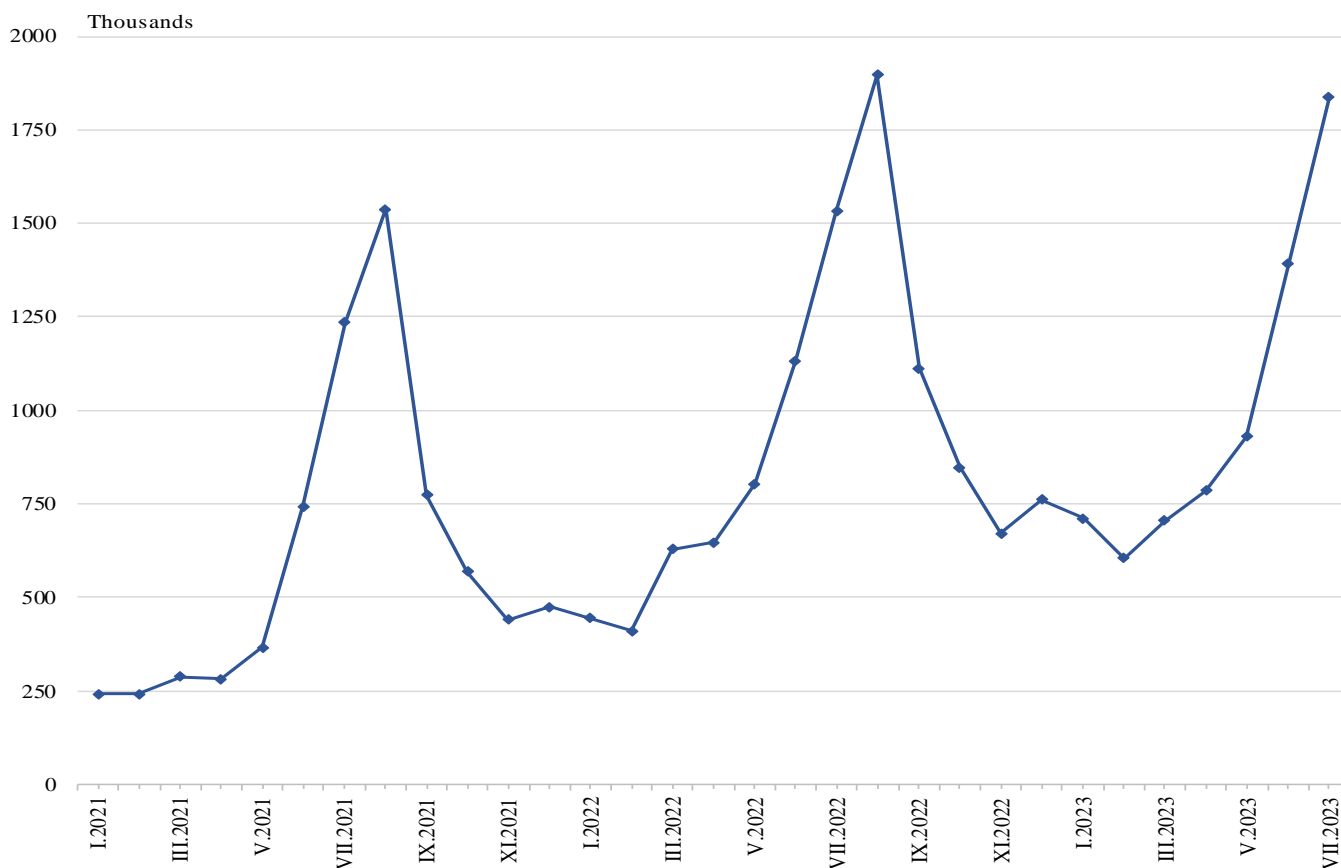
The trips with holiday and recreation purpose composed the greatest share of the total number of trips of Bulgarian residents abroad - 44.8%, followed by those with other purposes (as a guest, education and visiting cultural and sports events) - 38.6%, and with professional purpose - 16.6%.

Figure 3. Structure of the trips of Bulgarian residents abroad by purpose of visit in July 2023



In July 2023, the number of visits of non-residents to Bulgaria was 1 836.0 thousand (Annex, Table 2), or 19.7% more in comparison with July 2022 (Figure 4). An increase in the trips with all observed purposes was registered. Transit passes through the country were 35.9% (658.3 thousand) of all visits of non-residents to Bulgaria.

Figure 4. Arrivals of visitors from abroad to Bulgaria by months



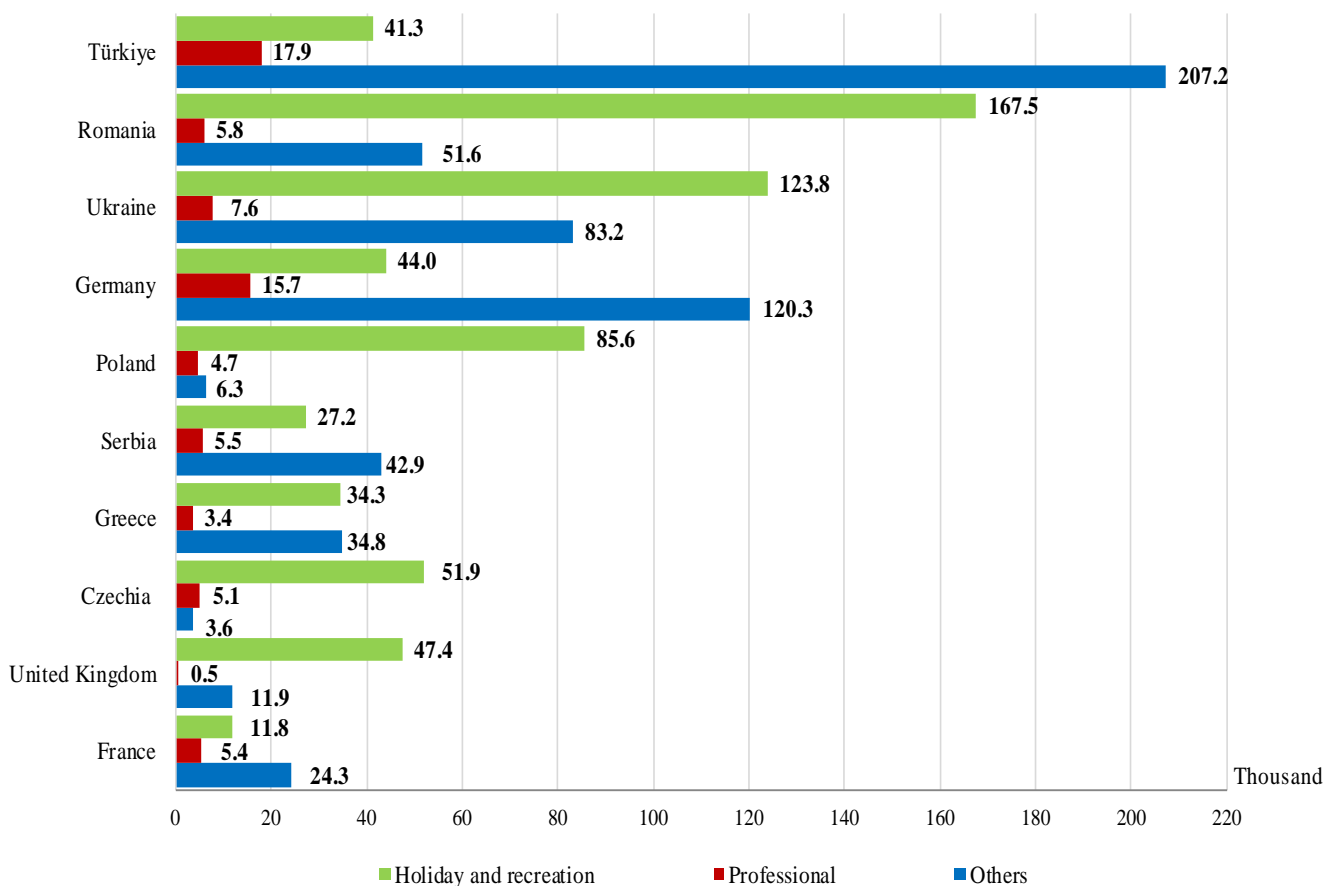
The share of visits of EU citizens was 49.8% of the total number of non-residents' visits to Bulgaria and reached 914.0 thousand, the largest being by visitors from Romania - 24.6%, Germany - 19.7%, and Poland - 10.6%.

The visits of non-residents in the group 'Other European countries'¹ were 709.9 thousand, or 38.7% of all visits to Bulgaria. The highest number of visits from Türkiye - 266.4 thousand, or 37.5% in this group was registered.

Most visits to Bulgaria were from: Türkiye - 266.4 thousand, Romania - 224.9 thousand, Ukraine - 214.6 thousand, Germany - 180.0 thousand, Poland - 96.6 thousand, Serbia - 75.6 thousand, Greece - 72.5 thousand, Czechia - 60.6 thousand, the United Kingdom - 59.8 thousand, France - 41.5 thousand (Figure 5).

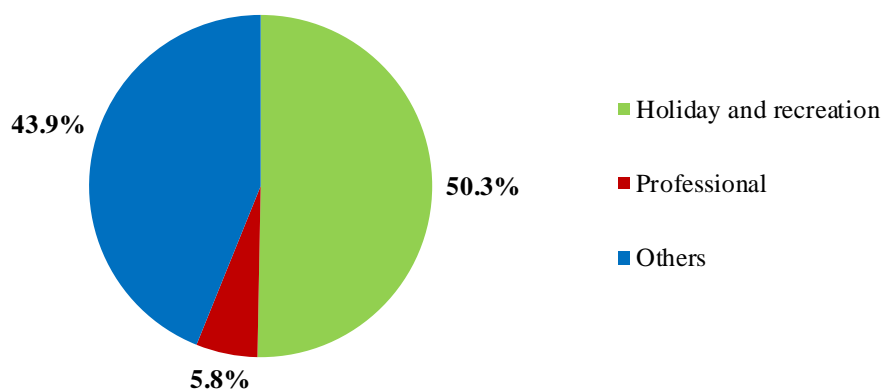
¹ Group 'Other European countries' includes countries in Europe outside the EU.

Figure 5. Top visits by non-residents to Bulgaria by country of residence and purpose in July 2023



In July 2023, the predominant share of the visits was with holiday and recreation purpose - 50.3%, followed by trips with other purposes - 43.9%, and with professional purpose - 5.8%.

Figure 6. Structure of visits of non-residents to Bulgaria by purpose in July 2023





Methodological notes

The definitions recommended by the World Tourist Organization and the Methodological manual for tourism by Eurostat are applied by the National Statistical Institute.

In accordance with these definitions, **an international tourist** is any person who travels to a country other than his/her permanent residence for less than a year and whose main purpose is not doing any activity for payment in the place visited.

The purposes of visiting a country are the following:

- Excursion, holiday or entertainment (visits to cultural or historical landmarks, sport events and others);
- Visiting friends and relatives;
- Professional purposes (business trips, participation in conferences, congresses, concluding deals, etc.);
- Other (education, medical treatment, etc.) purposes.

Statistical data on the trips of Bulgarian residents travelling abroad and visits by non-residents to Bulgaria are obtained on the basis of monthly information received from the Ministry of Interior and a sample survey of the National Statistical Institute among residents and non-residents passing through border checkpoints.

Data on the number of trips of the citizens of the European Union are estimated on the basis of the information obtained from the Ministry of Interior and the airport authorities. Data on the number of citizens from 'third countries' are obtained directly from the Ministry of Interior.

Data on the purposes of the trips are obtained on the basis of the NSI's regular monthly sample survey of passing residents and non-residents through the border checkpoints.



Annex

Table 1

**Trips of Bulgarian residents abroad by purpose of visit
and country of destination in July 2023**

(Number)

Country of destination	Total	Purpose of visit		
		Holiday and recreation	Professional	Others
Total	820464	367822	136086	316556
EU	491553	246698	94960	149895
Austria	23041	5022	4726	13293
Belgium	8700	1186	1779	5735
Croatia	7370	4422	1965	983
Cyprus	1464	1220	-	244
Czechia	10365	5182	1932	3251
Denmark	3217	1089	572	1556
Finland	526	398	128	-
France	21377	14576	1943	4858
Germany	54360	12240	11880	30240
Greece	216369	119210	42207	54952
Hungary	8720	6478	545	1697
Ireland	1326	751	304	271
Italy	28073	20943	1337	5793
Malta	1639	1093	546	-
Netherlands	5300	2107	543	2650
Poland	6049	2630	2104	1315
Portugal	2160	1179	540	441
Romania	60365	30413	14746	15206
Slovakia	4348	1762	767	1819
Slovenia	2466	1279	365	822
Spain	21686	12392	5481	3813
Sweden	1704	805	330	569
Other EU countries	928	321	220	387
Other European countries	305824	106035	36491	163298
Norway	1472	784	368	320
Republic of North Macedonia	17181	5796	6831	4554
Russian Federation	106	-	-	106
Serbia	46645	11229	4319	31097
Switzerland	1933	928	309	696
Türkiye	220855	82813	21006	117036
Ukraine	380	-	380	-
United Kingdom	17252	4485	3278	9489
Other countries	3979	2203	635	1141
Canada	614	493	121	-
Israel	1832	916	131	785
USA	1533	794	383	356
Rest of the world	19108	12886	4000	2222



Table 2

Arrivals of visitors from abroad to Bulgaria
by purpose of visit and country of origin in July 2023

(Number)

Country of origin	Total	Purpose of visit		
		Holiday and recreation	Professional	Others
Total	1836014	922530	107010	806474
EU	913975	507165	59539	347271
Austria	35449	5695	4051	25703
Belgium	28103	8866	2498	16739
Croatia	2640	1460	205	975
Cyprus	2340	1755	-	585
Czechia	60552	51870	5046	3636
Denmark	18489	12356	618	5515
Finland	4368	3392	692	284
France	41484	11799	5371	24314
Germany	179969	44029	15629	120311
Greece	72457	34325	3349	34783
Hungary	16723	13326	743	2654
Ireland	7114	4890	445	1779
Italy	12544	6051	2390	4103
Malta	609	609	-	-
Netherlands	41432	7018	3683	30731
Poland	96595	85613	4731	6251
Portugal	1981	1309	396	276
Romania	224866	167535	5796	51535
Slovakia	23459	17639	1564	4256
Slovenia	1900	1143	-	757
Spain	8252	6144	1320	788
Sweden	18204	8549	213	9442
Other EU countries	14445	11792	799	1854
Other European countries	709904	301367	38262	370275
Norway	18130	12931	-	5199
Republic of North Macedonia	37394	23079	4175	10140
Russian Federation	31673	23063	566	8044
Serbia	75583	27193	5460	42930
Switzerland	6266	2611	2082	1573
Türkiye	266427	41309	17863	207255
Ukraine	214605	123766	7573	83266
United Kingdom	59826	47415	543	11868
Other countries	57002	49105	929	6968
Canada	3452	2373	48	1031
Israel	35511	34288	303	920
Japan	740	528	71	141
USA	17299	11916	507	4876
Rest of the world	155133	64893	8280	81960