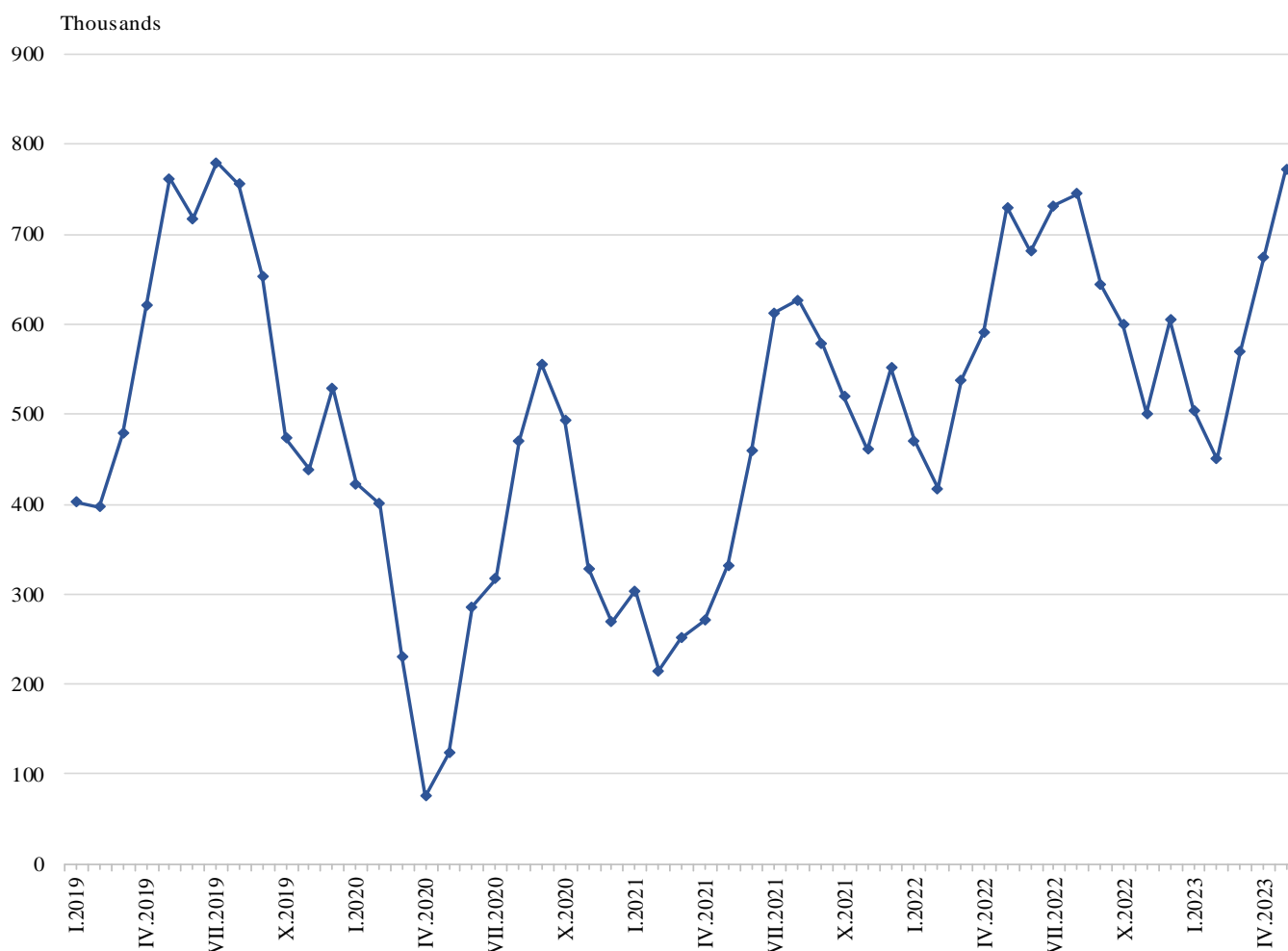


TRIPS OF BULGARIAN RESIDENTS ABROAD AND ARRIVALS OF VISITORS FROM ABROAD TO BULGARIA IN MAY 2023

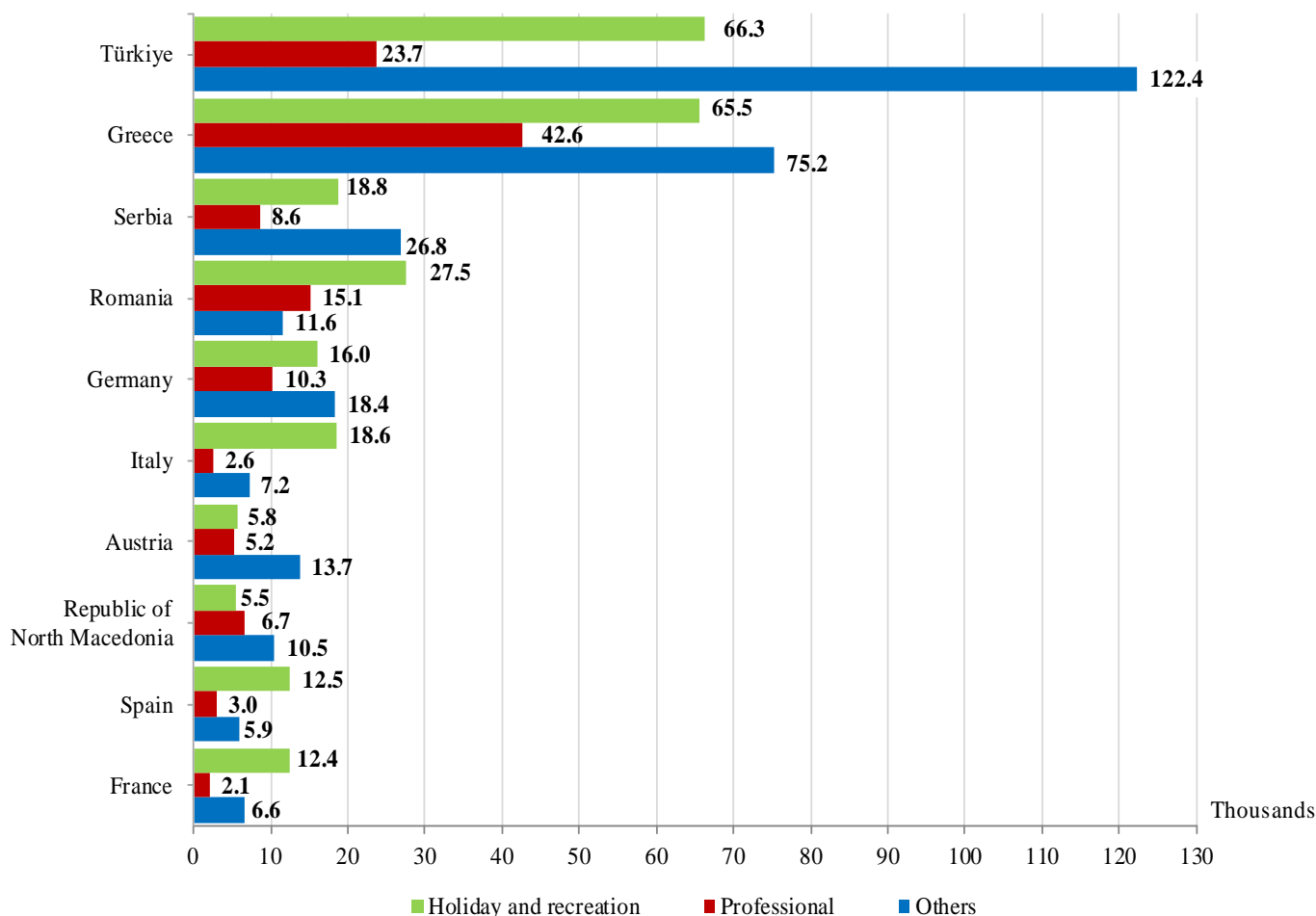
In May 2023, **the number of trips of Bulgarian residents abroad** was 772.5 thousand (Annex, Table 1), or 5.9% above the registered in May 2022. In comparison with the same month of the previous year, an increase was registered in the trips with other purposes - by 12.0%, and with holiday and recreation purpose - by 8.9%, while those with professional purpose decreased by 10.1%.

Figure 1. Trips of Bulgarian residents abroad by months



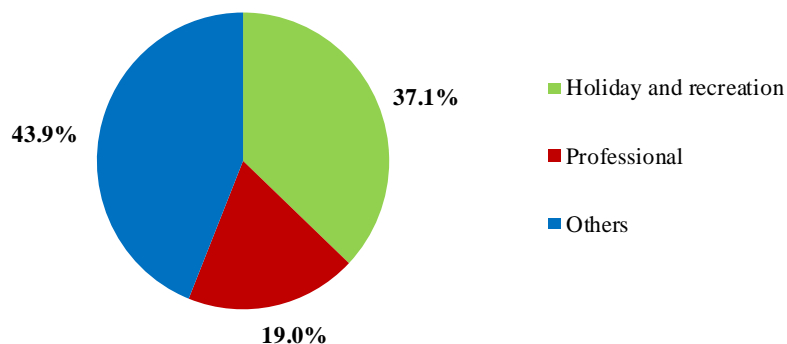
Most trips of Bulgarian residents were made to: Türkiye - 212.4 thousand, Greece - 183.3 thousand, Serbia - 54.2 thousand, Romania - 54.2 thousand, Germany - 44.7 thousand, Italy - 28.4 thousand, Austria - 24.7 thousand, Republic of North Macedonia - 22.7 thousand, Spain - 21.4 thousand, France - 21.1 thousand (Figure 2).

Figure 2. Top foreign destinations for Bulgarian residents by purpose of visit in May 2023



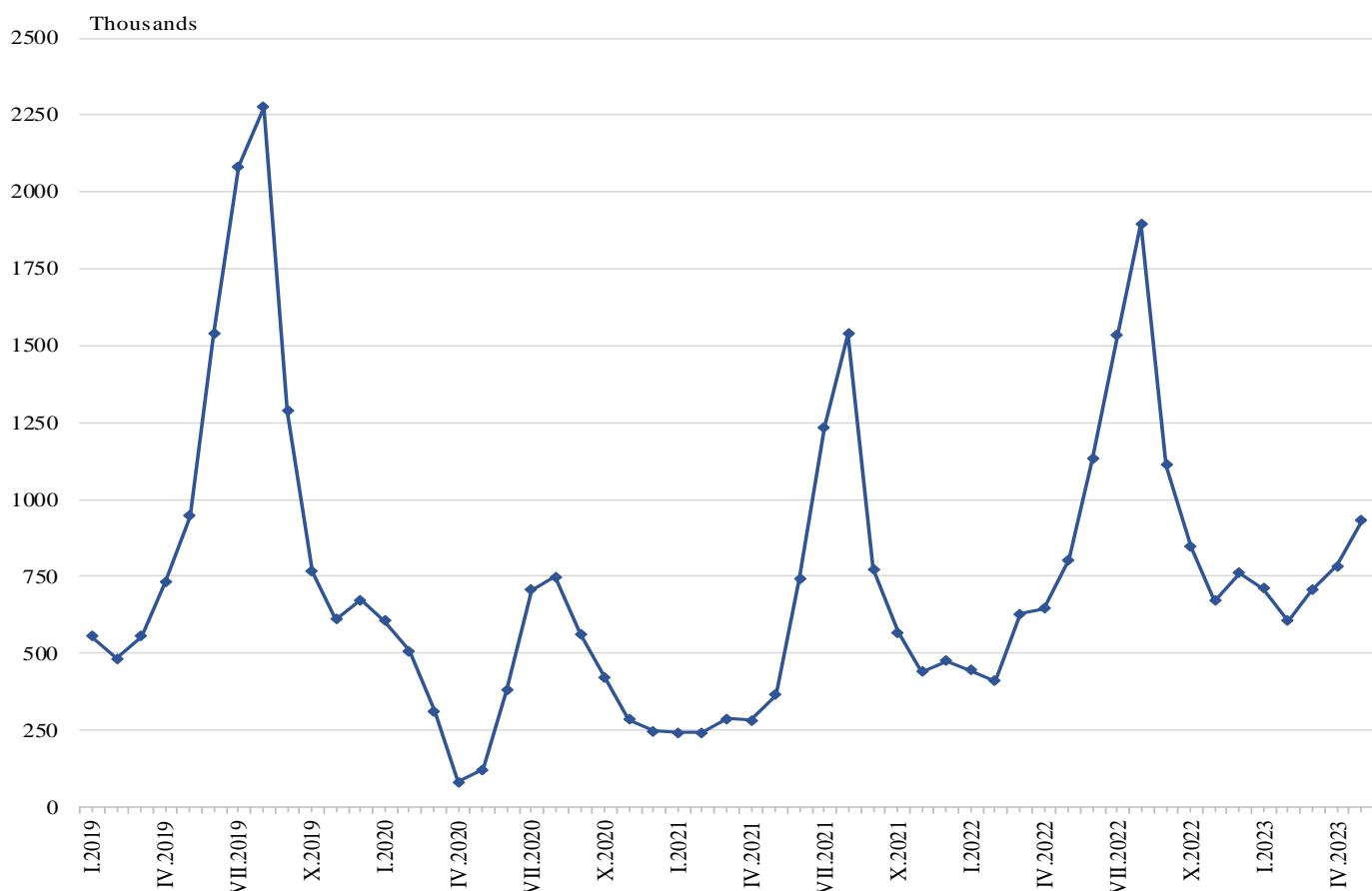
The trips with other purposes (as a guest, education and visiting cultural and sports events) composed the greatest share of the total number of trips of Bulgarian residents abroad - 43.9%, followed by those with holiday and recreation purpose - 37.1%, and with professional purpose - 19.0%.

Figure 3. Structure of the trips of Bulgarian residents abroad by purpose of visit in May 2023



The number of visits of non-residents to Bulgaria was 930.5 thousand (Annex, Table 2) or 15.8% more in comparison with May 2022 (Figure 4). An increase in the trips with all observed purposes was registered. Transit passes through the country were 36.5% (340.1 thousand) of all visits of non-residents to Bulgaria.

Figure 4. Arrivals of visitors from abroad to Bulgaria by months



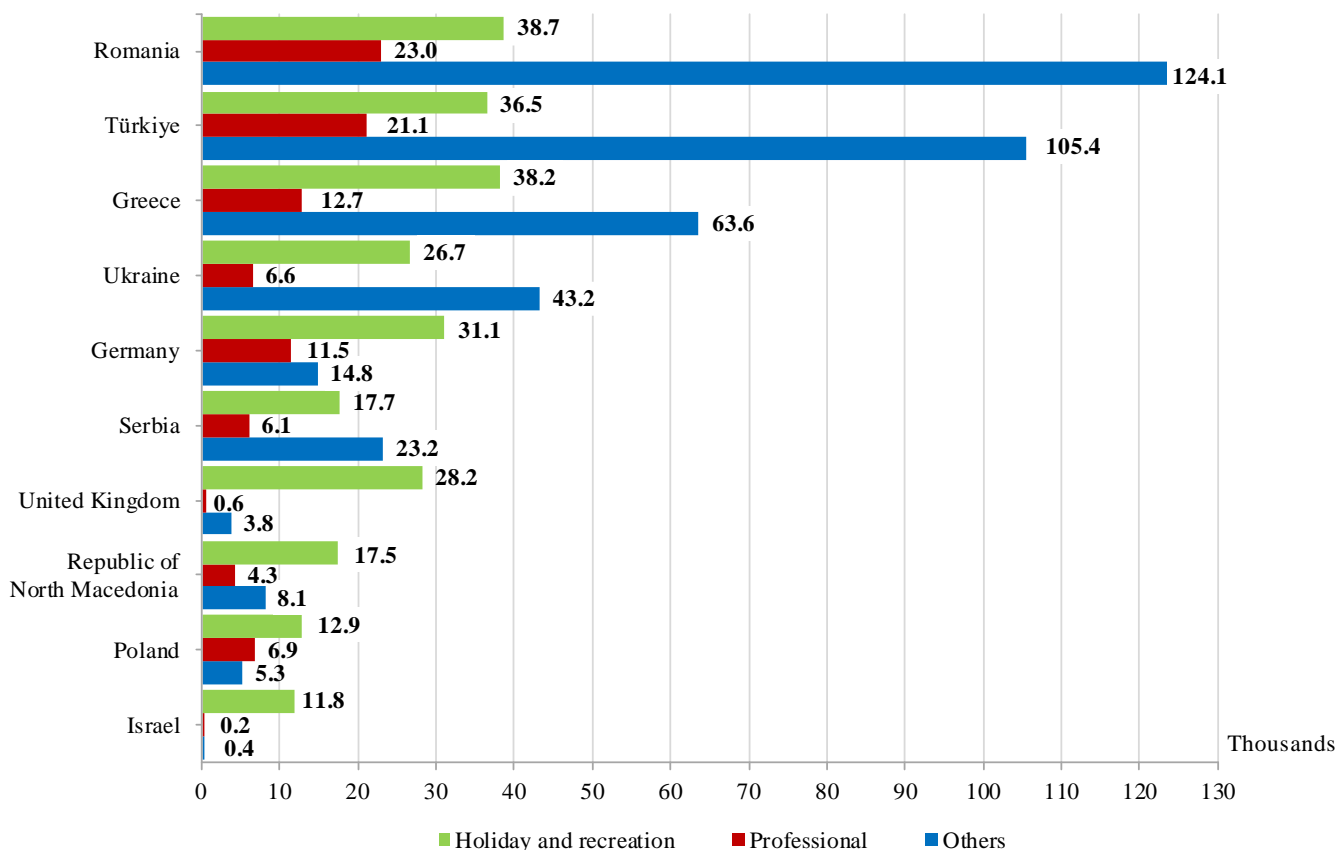
The share of visits of EU citizens was 51.2% of the total number of non-residents' visits to Bulgaria and reached 476.5 thousand, the largest being by visitors from Romania - 39.0%, and Greece - 24.0%.

The visits of non-residents in the group 'Other European countries'¹ were 365.4 thousand, or 39.3% of all visits to Bulgaria. The highest number of visits from Türkiye - 163.0 thousand, or 44.6% in this group was registered.

Most visits to Bulgaria were from: Romania - 185.9 thousand, Türkiye - 163.0 thousand, Greece - 114.5 thousand, Ukraine - 76.5 thousand, Germany - 57.4 thousand, Serbia - 47.0 thousand, the United Kingdom - 32.6 thousand, Republic of North Macedonia - 29.9 thousand, Poland - 25.1 thousand, Israel - 12.4 thousand (Figure 5).

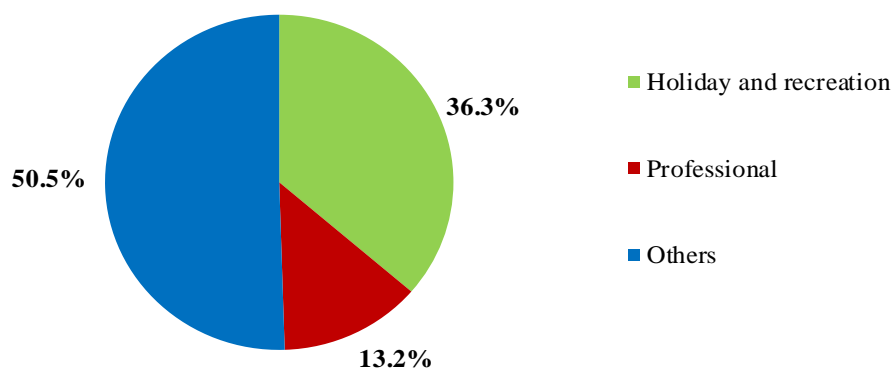
¹ Group 'Other European countries' includes countries in Europe outside the EU and all data are provided by the Ministry of Interior.

Figure 5. Top visits by non-residents to Bulgaria by country of residence and purpose in May 2023



In May 2023 the predominant share of the visits was with other purposes - 50.5%, followed by trips with holiday and recreation purpose - 36.3%, and with professional purpose - 13.2%.

Figure 6. Structure of visits of non-residents to Bulgaria by purpose in May 2023





Methodological notes

The definitions recommended by the World Tourist Organization and the Methodological manual for tourism by Eurostat are applied by the National Statistical Institute.

In accordance with these definitions, **an international tourist** is any person who travels to a country other than his/her permanent residence for less than a year and whose main purpose is not doing any activity for payment in the place visited.

The purposes of visiting a country are the following:

- Excursion, holiday or entertainment (visits to cultural or historical landmarks, sport events and others);
- Visiting friends and relatives;
- Professional purposes (business trips, participation in conferences, congresses, concluding deals, etc.);
- Other (education, medical treatment, etc.) purposes.

Statistical data on the trips of Bulgarian residents travelling abroad and visits by non-residents to Bulgaria are obtained on the basis of monthly information received from the Ministry of Interior and a sample survey of the National Statistical Institute among residents and non-residents passing through border checkpoints.

Data on the number of trips of the citizens of the European Union are estimated on the basis of the information obtained from the Ministry of Interior and the airport authorities. Data on the number of citizens from 'third countries' are obtained directly from the Ministry of Interior.

Data on the purposes of the trips are obtained on the basis of the NSI's regular monthly sample survey of passing residents and non-residents through the border checkpoints.



Annex

Table 1

**Trips of Bulgarian residents abroad by purpose of visit
and country of destination in May 2023**

(Number)

Country of destination	Total	Purpose of visit		
		Holiday and recreation	Professional	Others
Total	772544	286633	146482	339429
EU	439302	179537	95621	164144
Austria	24697	5821	5172	13704
Belgium	13120	2640	4100	6380
Croatia	3707	2603	483	621
Cyprus	894	588	106	200
Czechia	9397	2014	1342	6041
Denmark	2609	804	435	1370
Finland	933	389	429	115
France	21132	12388	2097	6647
Germany	44660	15909	10327	18424
Greece	183317	65529	42588	75200
Hungary	5798	2824	1007	1967
Ireland	972	405	324	243
Italy	28413	18598	2583	7232
Malta	1097	604	196	297
Netherlands	7846	2692	1581	3573
Poland	5164	1506	2367	1291
Portugal	1750	1400	350	-
Romania	54219	27531	15119	11569
Slovakia	2835	679	334	1822
Slovenia	2554	1368	335	851
Spain	21392	12478	2971	5943
Sweden	2121	565	1026	530
Other EU countries	675	202	349	124
Other European countries	312817	97433	46356	169028
Norway	1577	600	450	527
Republic of North Macedonia	22706	5531	6695	10480
Russian Federation	95	-	-	95
Serbia	54247	18794	8648	26805
Switzerland	2388	839	1024	525
Türkiye	212449	66297	23678	122474
Ukraine	145	-	-	145
United Kingdom	19210	5372	5861	7977
Other countries	4160	1573	436	2151
Canada	898	507	-	391
Israel	1202	551	128	523
USA	2060	515	308	1237
Rest of the world	16265	8090	4069	4106



Table 2

**Arrivals of visitors from abroad to Bulgaria
by purpose of visit and country of origin in May 2023**

(Number)

Country of origin	Total	Purpose of visit		
		Holiday and recreation	Professional	Others
Total	930493	337823	122932	469738
EU	476528	161676	73931	240921
Austria	9532	2516	1775	5241
Belgium	6321	2810	1537	1974
Croatia	2804	1164	305	1335
Cyprus	1595	423	399	773
Czechia	5168	2010	1011	2147
Denmark	2336	1314	292	730
Finland	1896	951	361	584
France	11520	5530	3686	2304
Germany	57376	31063	11475	14838
Greece	114522	38198	12725	63599
Hungary	5215	2086	237	2892
Ireland	4383	2789	531	1063
Italy	11932	3502	3113	5317
Malta	213	96	74	43
Netherlands	9404	2786	2438	4180
Poland	25125	12850	6931	5344
Portugal	1656	698	221	737
Romania	185864	38693	23040	124131
Slovakia	3230	2230	615	385
Slovenia	1098	589	228	281
Spain	6208	3517	1109	1582
Sweden	4542	2638	1192	712
Other EU countries	4588	3223	636	729
Other European countries	365355	136714	40561	188080
Norway	2356	1468	265	623
Republic of North Macedonia	29867	17443	4312	8112
Russian Federation	11182	7491	913	2778
Serbia	47010	17663	6095	23252
Switzerland	2883	1281	641	961
Türkiye	162974	36444	21135	105395
Ukraine	76462	26705	6551	43206
United Kingdom	32621	28219	649	3753
Other countries	27239	22373	1042	3824
Canada	2048	1511	65	472
Israel	12365	11748	205	412
Japan	616	428	108	80
USA	12210	8686	664	2860
Rest of the world	61371	17060	7398	36913