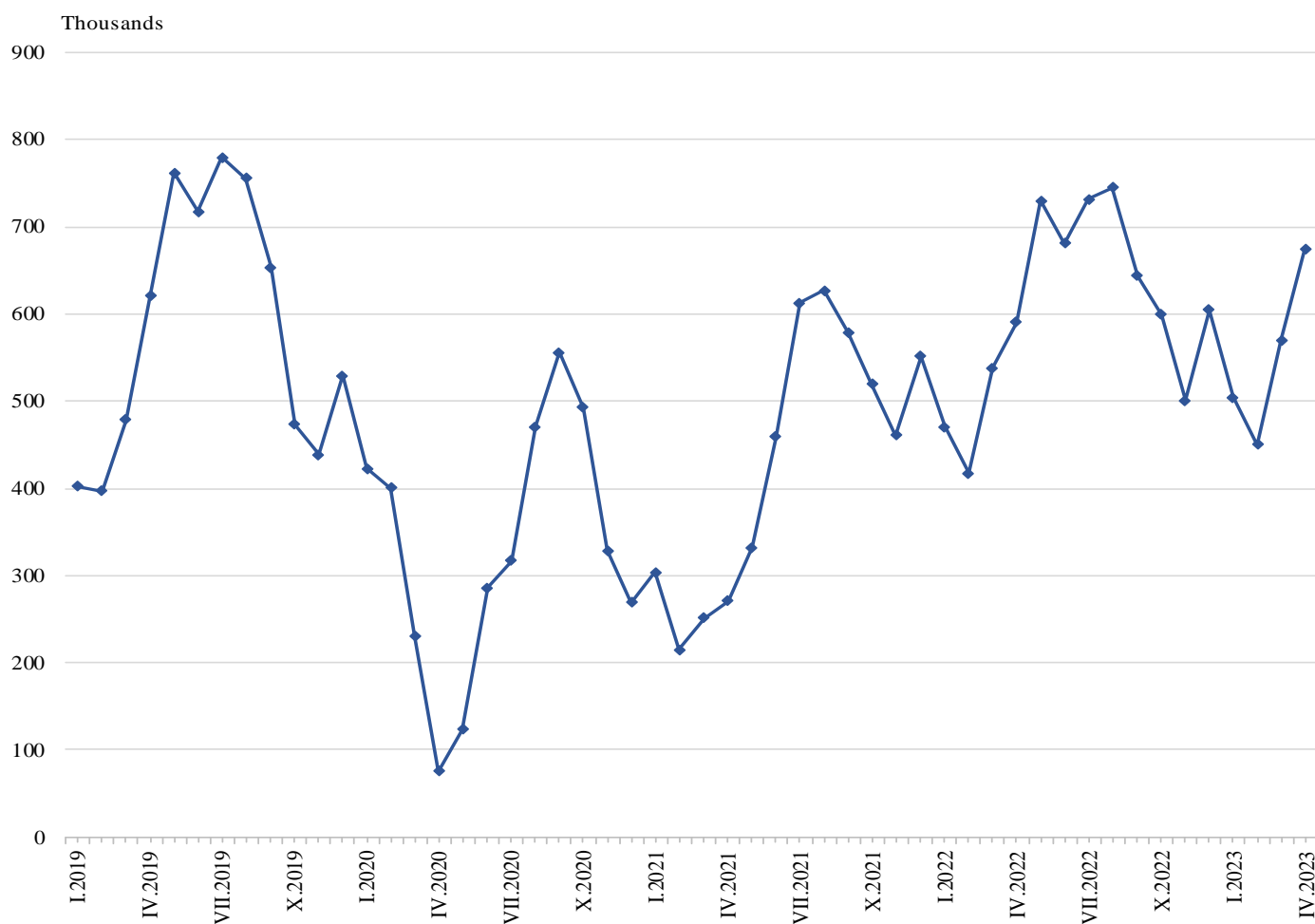


TRIPS OF BULGARIAN RESIDENTS ABROAD AND ARRIVALS OF VISITORS FROM ABROAD TO BULGARIA IN APRIL 2023

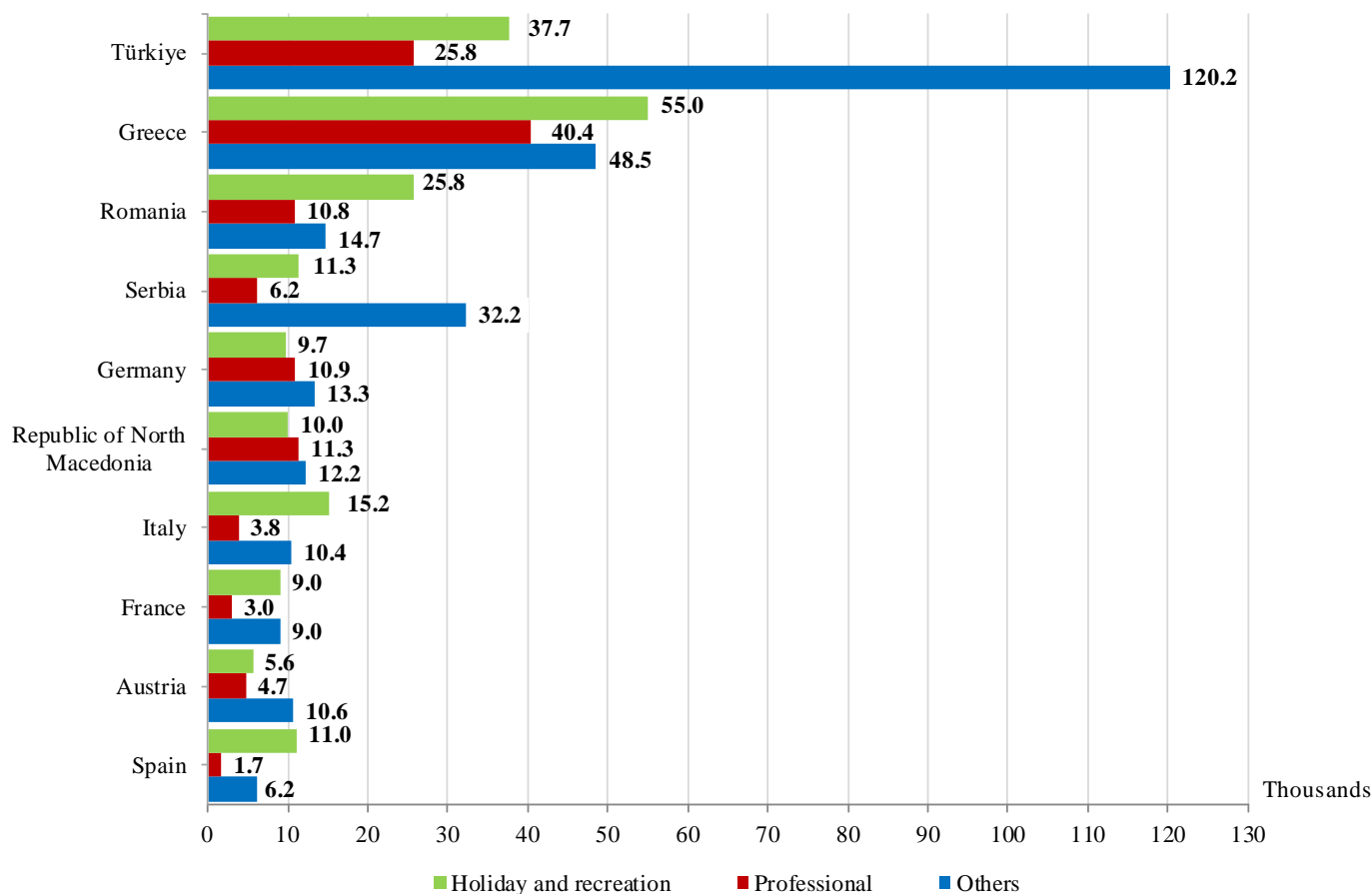
In April 2023, **the number of trips of Bulgarian residents abroad** was 675.0 thousand (Annex, Table 1) or 14.3% above the registered in April 2022. In comparison with the same month of the previous year, an increase was registered in the trips with holiday and recreation purpose - by 30.5% and with other purposes - by 19.9%, while those with professional purpose decreased by 12.3%.

Figure 1. Trips of Bulgarian residents abroad by months



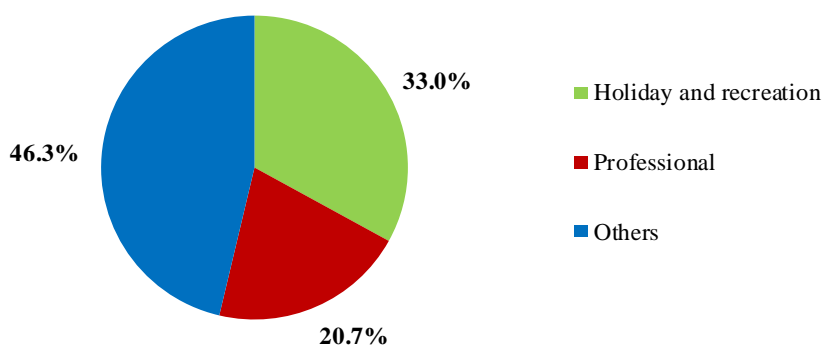
In April 2023 most trips of Bulgarian residents were made to: Türkiye - 183.7 thousand, Greece - 143.9 thousand, Romania - 51.3 thousand, Serbia - 49.7 thousand, Germany - 33.9 thousand, Republic of North Macedonia - 33.5 thousand, Italy - 29.4 thousand, France - 21.0 thousand, Austria - 20.9 thousand, Spain - 18.9 thousand (Figure 2).

Figure 2. Top foreign destinations for Bulgarian residents by purpose of visit in April 2023



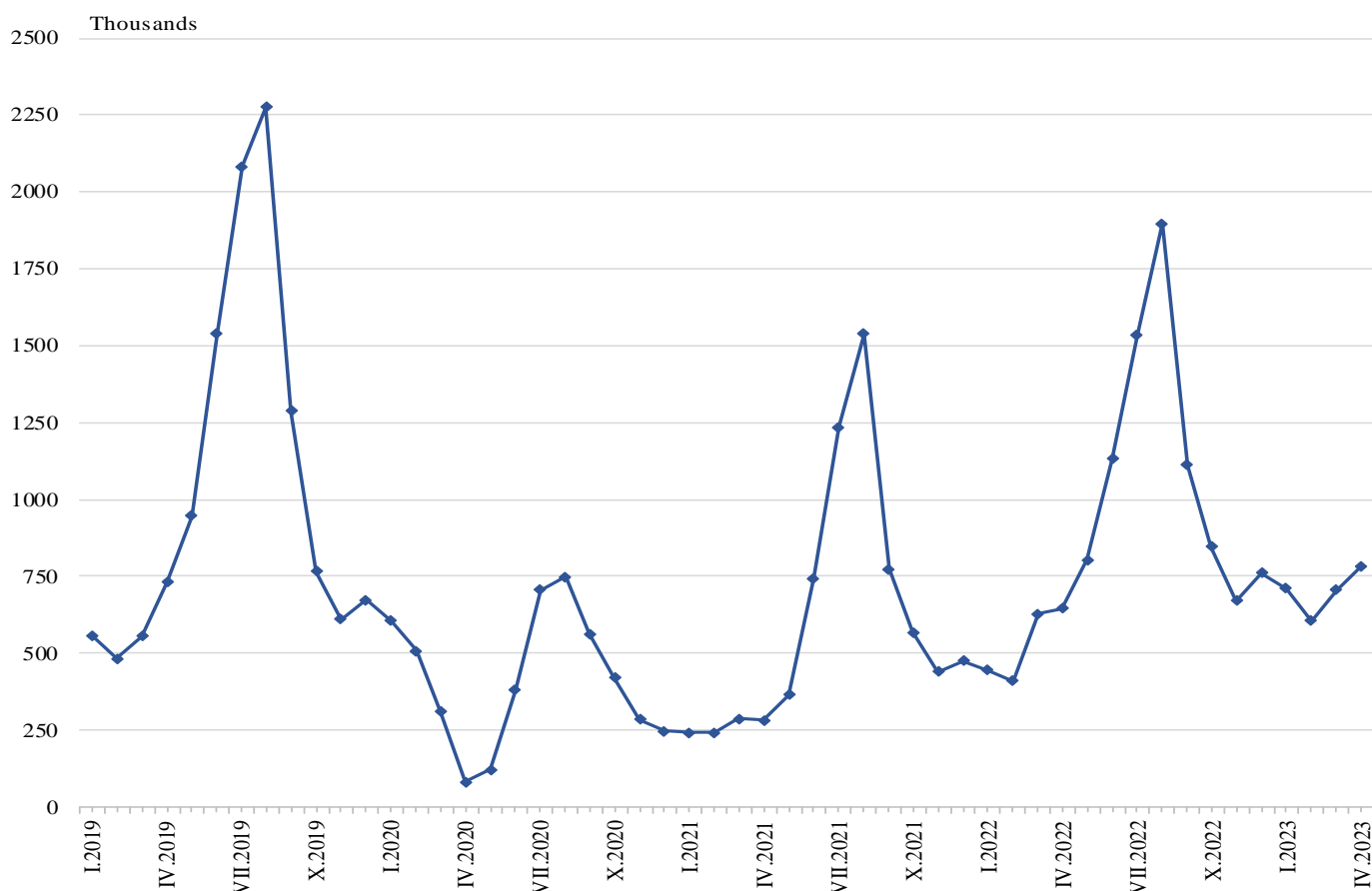
The trips with other purposes (as a guest, education and visiting cultural and sports events) in April 2023 composed the greatest share of the total number of trips of Bulgarian residents abroad - 46.3%, followed by those with holiday and recreation purpose - 33.0%, and with professional purpose - 20.7%.

Figure 3. Structure of the trips of Bulgarian residents abroad by purpose of visit in April 2023



In April 2023, the number of visits of non-residents to Bulgaria was 784.4 thousand (Annex, Table 2) or 21.4% more in comparison with April 2022 (Figure 4). An increase in the trips with all observed purposes was registered. Transit passes through the country were 36.7% (287.9 thousand) of all visits of non-residents to Bulgaria.

Figure 4. Arrivals of visitors from abroad to Bulgaria by months



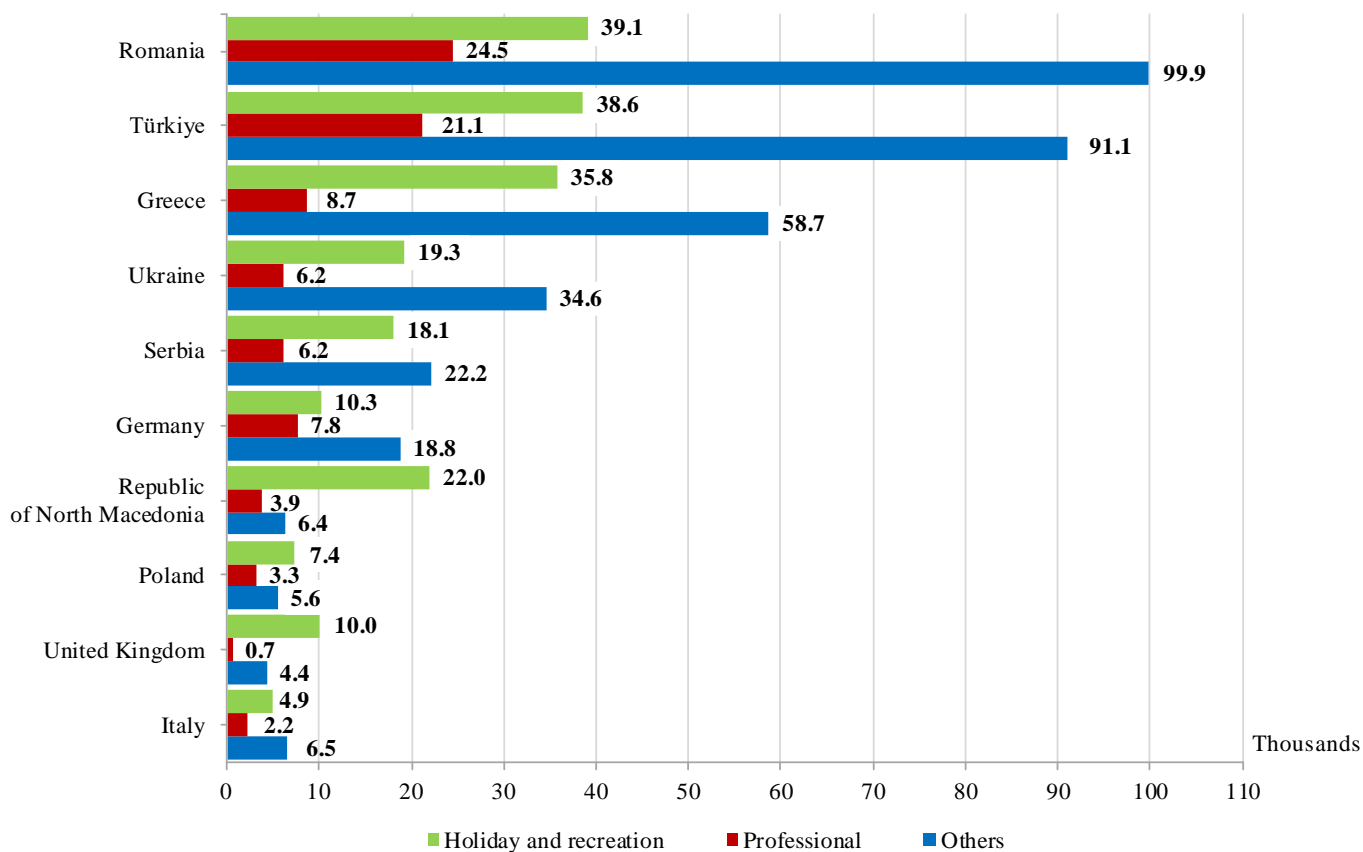
The share of visits of EU citizens was 50.3% of the total number of non-residents' visits to Bulgaria in April 2023 and reached 394.9 thousand, the largest being by visitors from Romania - 41.4% and Greece - 26.1%.

The visits of non-residents in the group 'Other European countries'¹ were 315.5 thousand, or 40.2% of all visits to Bulgaria. The highest number of visits from Türkiye - 150.8 thousand or 47.8% in this group was registered.

In April 2023, the most visits to Bulgaria were from: Romania - 163.5 thousand, Türkiye - 150.8 thousand, Greece - 103.2 thousand, Ukraine - 60.1 thousand, Serbia - 46.5 thousand, Germany - 36.9 thousand, Republic of North Macedonia - 32.3 thousand, Poland - 16.3 thousand, the United Kingdom - 15.1 thousand, Italy - 13.6 thousand (Figure 5).

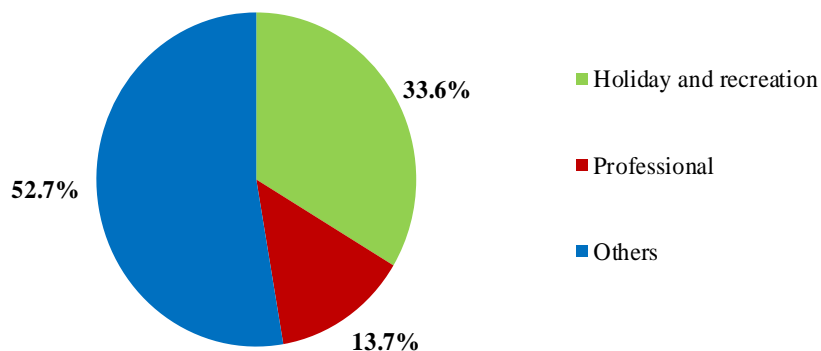
¹ Group 'Other European countries' includes countries in Europe outside the EU and all data are provided by the Ministry of Interior.

Figure 5. Top visits by non-residents to Bulgaria by country of residence and purpose in April 2023



In April 2023, the predominant share of the visits was with other purposes - 52.7%, followed by trips with holiday and recreation purpose - 33.6%, and with professional purpose - 13.7%.

Figure 6. Structure of visits of non-residents to Bulgaria by purpose in April 2023





Methodological notes

The definitions recommended by the World Tourist Organization and the Methodological manual for tourism by Eurostat are applied by the National Statistical Institute.

In accordance with these definitions, **an international tourist** is any person who travels to a country other than his/her permanent residence for less than a year and whose main purpose is not doing any activity for payment in the place visited.

The purposes of visiting a country are the following:

- Excursion, holiday or entertainment (visits to cultural or historical landmarks, sport events and others);
- Visiting friends and relatives;
- Professional purposes (business trips, participation in conferences, congresses, concluding deals, etc.);
- Other (education, medical treatment, etc.) purposes.

Statistical data on the trips of Bulgarian residents travelling abroad and visits by non-residents to Bulgaria are obtained on the basis of monthly information received from the Ministry of Interior and a sample survey of the National Statistical Institute among residents and non-residents passing through border checkpoints.

Data on the number of trips of the citizens of the European Union are estimated on the basis of the information obtained from the Ministry of Interior and the airport authorities. Data on the number of citizens from 'third countries' are obtained directly from the Ministry of Interior.

Data on the purposes of the trips are obtained on the basis of the NSI's regular monthly sample survey of passing residents and non-residents through the border checkpoints.

Annex

Table 1

**Trips of Bulgarian residents abroad by purpose of visit
and country of destination in April 2023**

(Number)

Country of destination	Total	Purpose of visit		
		Holiday and recreation	Professional	Others
Total	675017	222882	139423	312712
EU	376431	150525	89691	136215
Austria	20938	5603	4718	10617
Belgium	13077	3923	5196	3958
Croatia	3250	2692	395	163
Cyprus	483	238	69	176
Czechia	9688	2969	1937	4782
Denmark	2566	817	821	928
Finland	802	204	218	380
France	20973	8996	2996	8981
Germany	33884	9753	10853	13278
Greece	143943	55030	40450	48463
Hungary	4716	2038	919	1759
Ireland	872	469	108	295
Italy	29445	15233	3775	10437
Malta	940	326	188	426
Netherlands	6328	1416	1724	3188
Poland	4214	887	1331	1996
Portugal	1674	837	145	692
Romania	51318	25790	10856	14672
Slovakia	1863	609	203	1051
Slovenia	4137	1182	591	2364
Spain	18933	11008	1761	6164
Sweden	1650	338	197	1115
Other EU countries	737	167	240	330
Other European countries	283721	65878	46687	171156
Norway	329	62	139	128
Republic of North Macedonia	33518	10012	11318	12188
Russian Federation	66	-	-	66
Serbia	49742	11345	6154	32243
Switzerland	2396	511	479	1406
Türkiye	183678	37670	25794	120214
Ukraine	89	-	-	89
United Kingdom	13903	6278	2803	4822
Other countries	1785	340	363	1082
Canada	538	122	-	416
Israel	459	113	146	200
USA	788	105	217	466
Rest of the world	13080	6139	2682	4259



Table 2

Arrivals of visitors from abroad to Bulgaria
by purpose of visit and country of origin in April 2023

(Number)

Country of origin	Total	Purpose of visit		
		Holiday and recreation	Professional	Others
Total	784371	263434	107653	413284
EU	394908	118449	59806	216653
Austria	6951	1469	1264	4218
Belgium	4232	984	1426	1822
Croatia	3233	1233	318	1682
Cyprus	1908	793	382	733
Czechia	3503	637	1019	1847
Denmark	1388	694	161	533
Finland	880	491	389	-
France	8126	3219	2334	2573
Germany	36894	10298	7805	18791
Greece	103170	35838	8688	58644
Hungary	4952	1651	176	3125
Ireland	1926	963	105	858
Italy	13560	4892	2176	6492
Malta	320	91	183	46
Netherlands	6882	1449	2035	3398
Poland	16266	7400	3304	5562
Portugal	1298	583	204	511
Romania	163506	39083	24485	99938
Slovakia	2400	633	428	1339
Slovenia	952	447	238	267
Spain	6955	3459	1478	2018
Sweden	2284	1142	383	759
Other EU countries	3322	1000	825	1497
Other European countries	315541	113585	39525	162431
Norway	674	225	121	328
Republic of North Macedonia	32334	21987	3882	6465
Russian Federation	7321	4409	552	2360
Serbia	46511	18091	6245	22175
Switzerland	2822	977	814	1031
Türkiye	150772	38593	21067	91112
Ukraine	60055	19256	6192	34607
United Kingdom	15052	10047	652	4353
Other countries	22318	18253	1030	3035
Canada	1235	839	83	313
Israel	12580	11955	123	502
Japan	490	345	80	65
USA	8013	5114	744	2155
Rest of the world	51604	13147	7292	31165