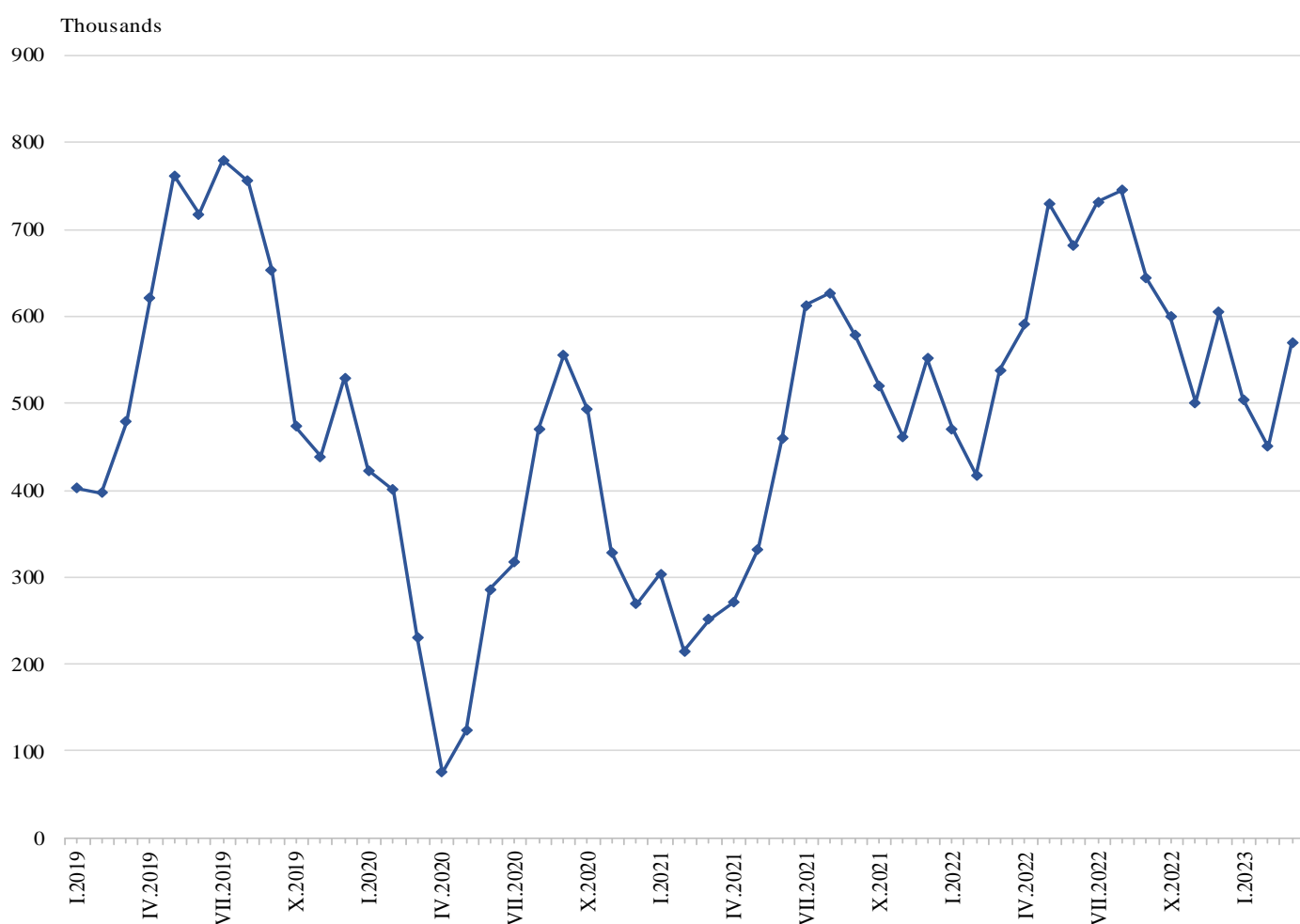


TRIPS OF BULGARIAN RESIDENTS ABROAD AND ARRIVALS OF VISITORS FROM ABROAD TO BULGARIA IN MARCH 2023

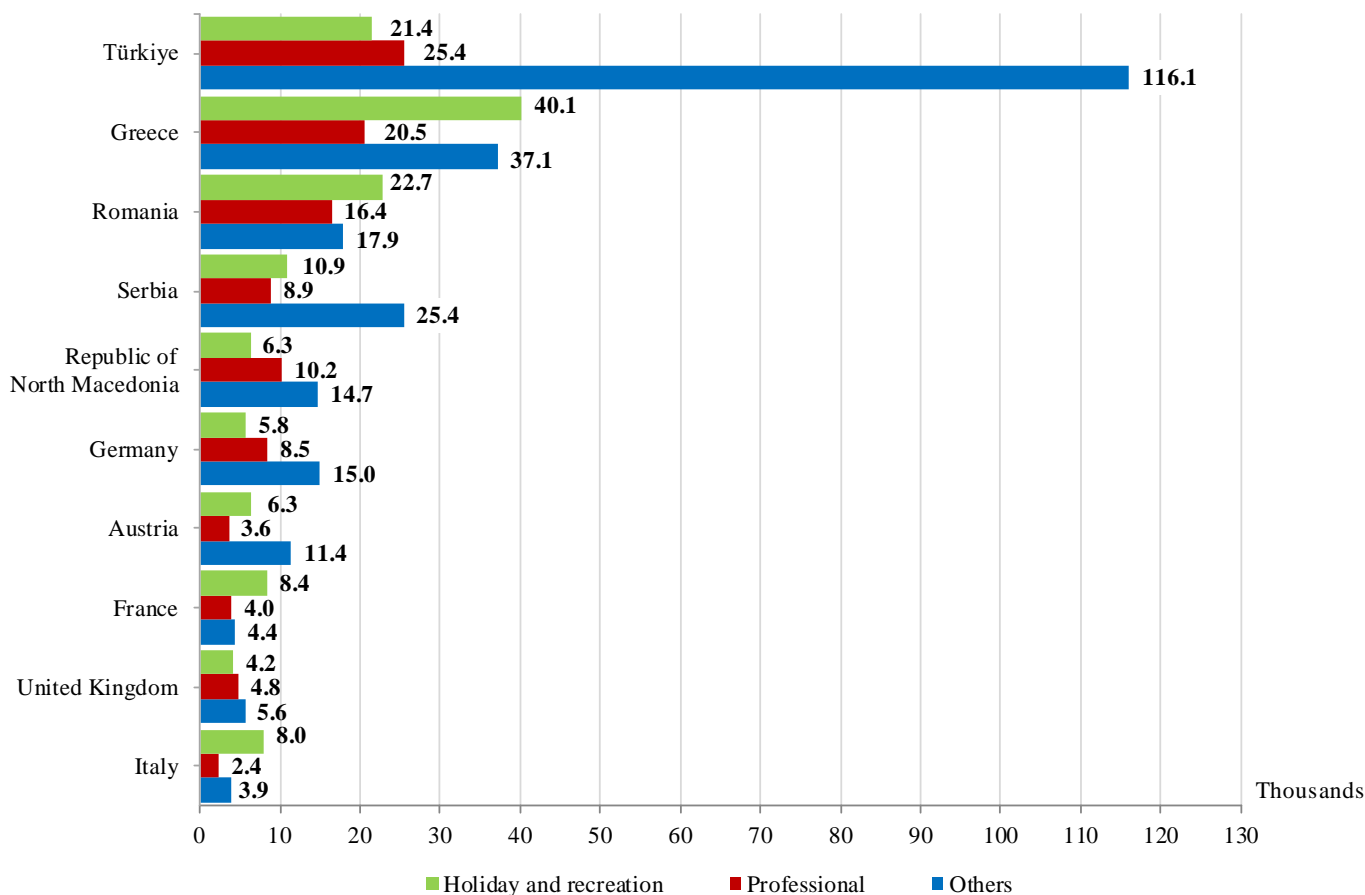
In March 2023, the number of trips of Bulgarian residents abroad was 570.1 thousand (Annex, Table 1) or 5.9% above the registered in March 2022.

Figure 1. Trips of Bulgarian residents abroad by months



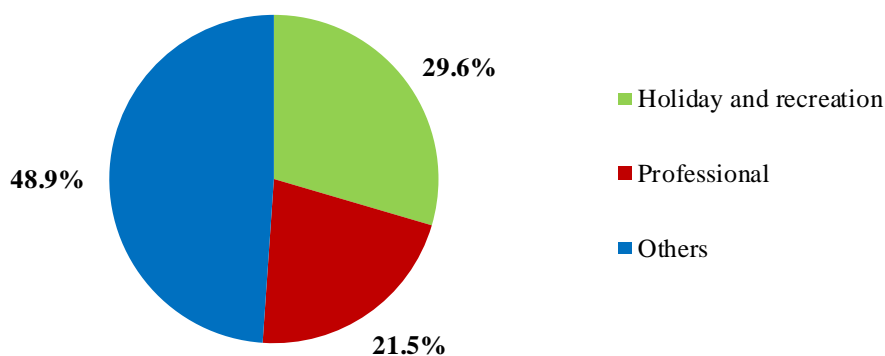
In March 2023 most trips of Bulgarian residents were made to: Türkiye - 162.9 thousand, Greece - 97.7 thousand, Romania - 57.0 thousand, Serbia - 45.2 thousand, Republic of North Macedonia - 31.2 thousand, Germany - 29.3 thousand, Austria - 21.3 thousand, France - 16.8 thousand, the United Kingdom - 14.6 thousand, Italy - 14.3 thousand (Figure 2).

Figure 2. Top foreign destinations for Bulgarian residents by purpose of visit in March 2023



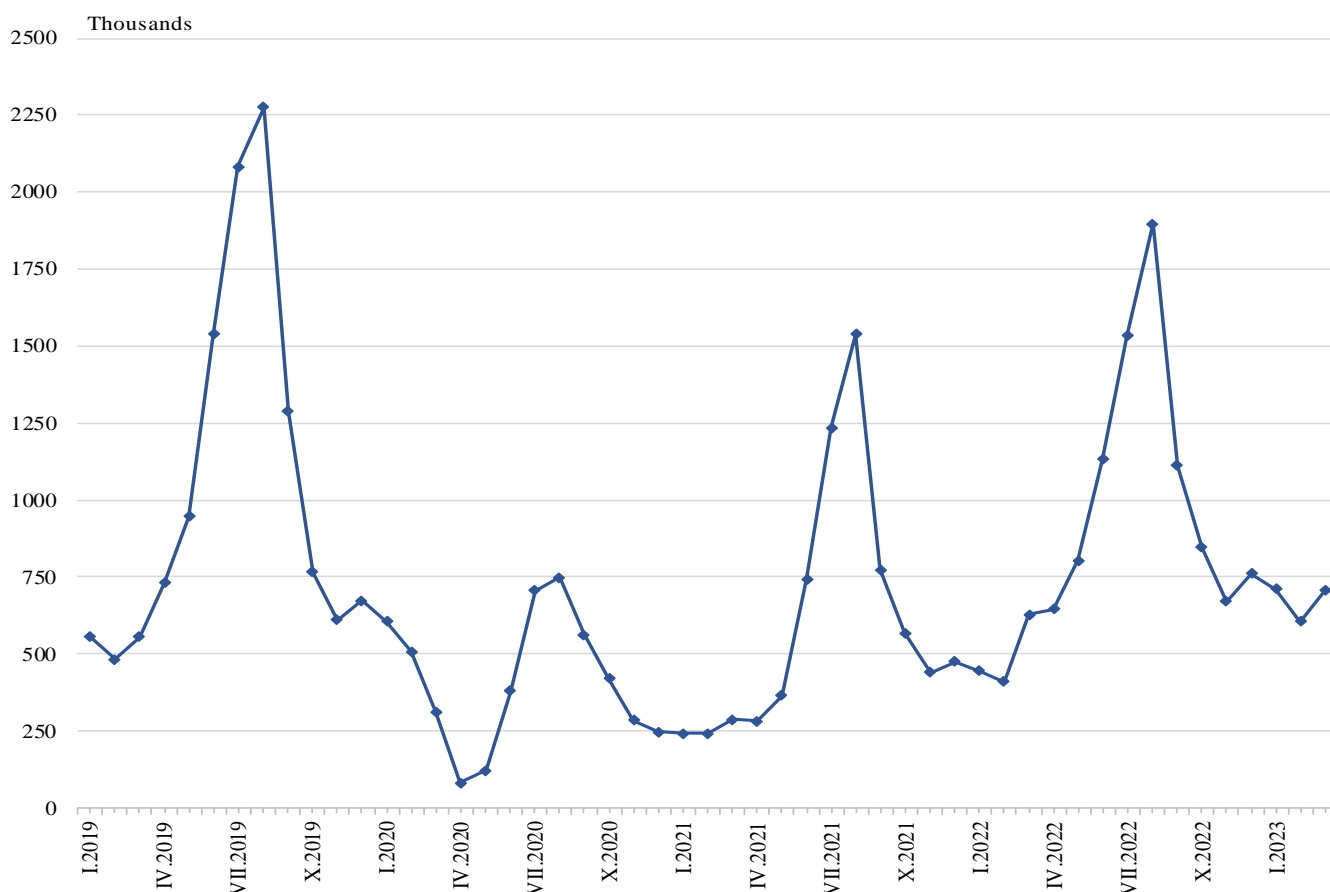
The trips with other purposes (as a guest, education and visiting cultural and sports events) in March 2023 composed the greatest share of the total number of trips of Bulgarian residents abroad - 48.9%, followed by those with holiday and recreation purpose - 29.6%, and with professional purpose - 21.5%.

Figure 3. Structure of the trips of Bulgarian residents abroad by purpose of visit in March 2023



In March 2023, the number of visits of non-residents to Bulgaria was 705.6 thousand (Annex, Table 2) or 12.4% more in comparison with March 2022 (Figure 4). An increase in the trips with all observed purposes was registered. Transit passes through the country were 33.3% (234.9 thousand) of all visits of non-residents to Bulgaria.

Figure 4. Arrivals of visitors from abroad to Bulgaria by months



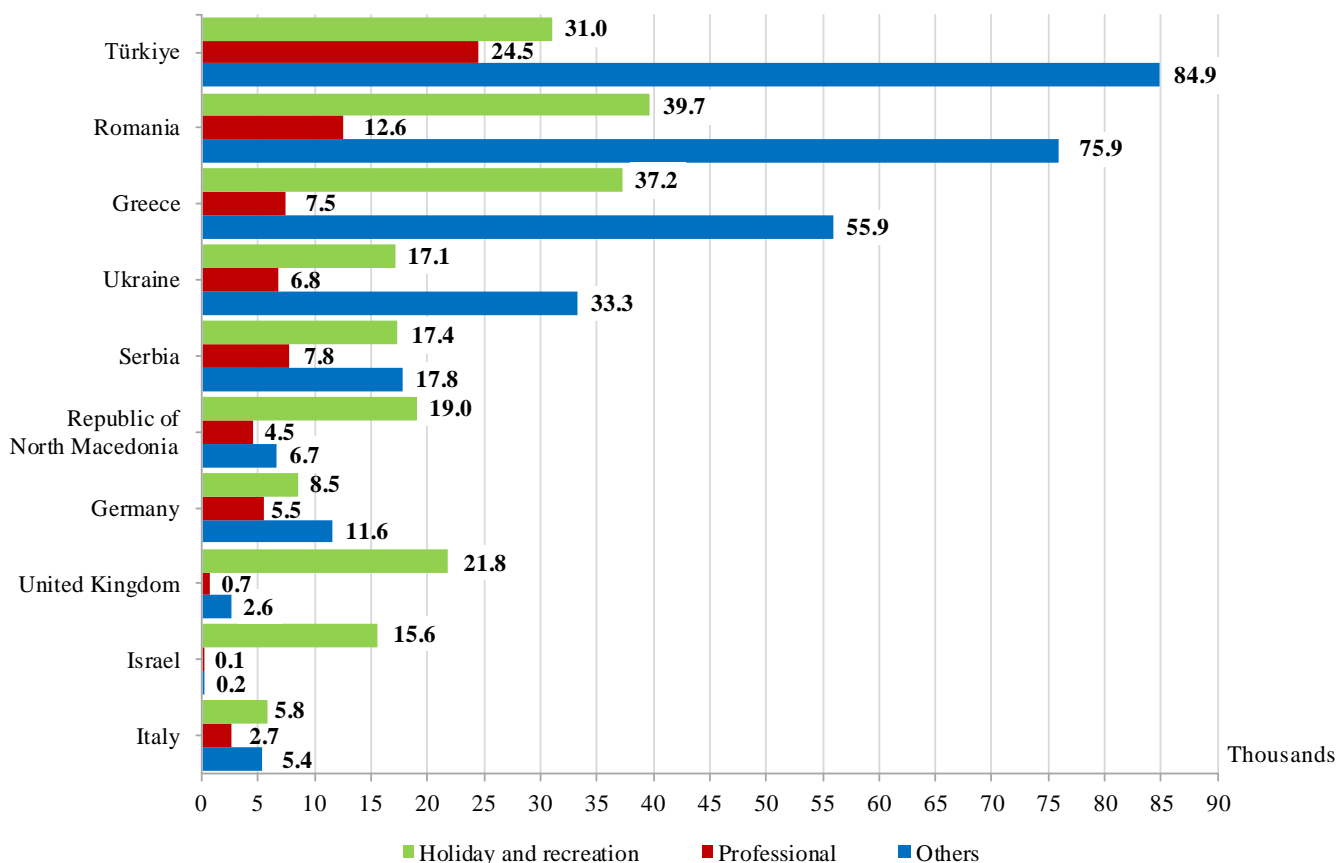
The share of visits of EU citizens was 47.2% of the total number of non-residents' visits to Bulgaria in March 2023 and reached 333.1 thousand, the largest being by visitors from Romania - 38.5% and Greece - 30.2%.

The visits of non-residents in the group 'Other European countries'¹ were 304.3 thousand, or 43.1% of all visits to Bulgaria. The highest number of visits from Türkiye - 140.4 thousand or 46.1% in this group was registered.

In March 2023, the most visits to Bulgaria were from: Türkiye - 140.4 thousand, Romania - 128.2 thousand, Greece - 100.6 thousand, Ukraine - 57.2 thousand, Serbia - 43.0 thousand, Republic of North Macedonia - 30.2 thousand, Germany - 25.6 thousand, the United Kingdom - 25.1 thousand, Israel - 15.9 thousand, Italy - 13.9 thousand (Figure 5).

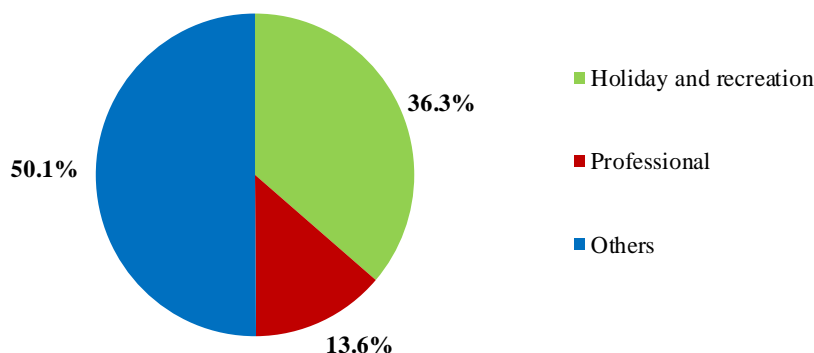
¹ Group 'Other European countries' includes countries in Europe outside the EU and all data are provided by the Ministry of Interior.

Figure 5. Top visits by non-residents to Bulgaria by country of residence and purpose in March 2023



In March 2023, the predominant share of the visits was with other purposes - 50.1%, followed by trips with holiday and recreation purpose - 36.3%, and with professional purpose - 13.6%.

Figure 6. Structure of visits of non-residents to Bulgaria by purpose in March 2023





Methodological notes

The definitions recommended by the World Tourist Organization and the Methodological manual for tourism by Eurostat are applied by the National Statistical Institute.

In accordance with these definitions, **an international tourist** is any person who travels to a country other than his/her permanent residence for less than a year and whose main purpose is not doing any activity for payment in the place visited.

The purposes of visiting a country are the following:

- Excursion, holiday or entertainment (visits to cultural or historical landmarks, sport events and others);
- Visiting friends and relatives;
- Professional purposes (business trips, participation in conferences, congresses, concluding deals, etc.);
- Other (education, medical treatment, etc.) purposes.

Statistical data on the trips of Bulgarian residents travelling abroad and visits by non-residents to Bulgaria are obtained on the basis of monthly information received from the Ministry of Interior and a sample survey of the National Statistical Institute among residents and non-residents passing through border checkpoints.

Data on the number of trips of the citizens of the European Union are estimated on the basis of the information obtained from the Ministry of Interior and the airport authorities. Data on the number of citizens from 'third countries' are obtained directly from the Ministry of Interior.

Data on the purposes of the trips are obtained on the basis of the NSI's regular monthly sample survey of passing residents and non-residents through the border checkpoints.

Annex

Table 1

**Trips of Bulgarian residents abroad by purpose of visit
and country of destination in March 2023**

(Number)

Country of destination	Total	Purpose of visit		
		Holiday and recreation	Professional	Others
Total	570057	168469	122772	278816
EU	302404	120342	69057	113005
Austria	21283	6342	3547	11394
Belgium	10242	4518	2410	3314
Croatia	2496	1248	463	785
Cyprus	469	206	107	156
Czechia	10105	3072	2189	4844
Denmark	2445	337	862	1246
Finland	348	108	118	122
France	16800	8400	3953	4447
Germany	29343	5768	8527	15048
Greece	97725	40135	20498	37092
Hungary	4703	2352	941	1410
Ireland	465	269	103	93
Italy	14342	8040	2390	3912
Malta	1012	890	-	122
Netherlands	7465	3488	1193	2784
Poland	5436	2165	1364	1907
Portugal	2089	1755	186	148
Romania	56985	22720	16391	17874
Slovakia	2164	538	564	1062
Slovenia	1164	506	471	187
Spain	12831	7102	1604	4125
Sweden	1741	203	886	652
Other EU countries	751	180	290	281
Other European countries	255954	43031	50439	162484
Norway	364	117	247	-
Republic of North Macedonia	31156	6223	10216	14717
Russian Federation	56	-	-	56
Serbia	45150	10925	8875	25350
Switzerland	1545	238	832	475
Türkiye	162917	21368	25438	116111
Ukraine	139	-	-	139
United Kingdom	14627	4160	4831	5636
Other countries	3502	591	890	2021
Canada	565	158	250	157
Israel	1725	206	188	1331
USA	1212	227	452	533
Rest of the world	8197	4505	2386	1306



Table 2

**Arrivals of visitors from abroad to Bulgaria
by purpose of visit and country of origin in March 2023**

(Number)

Country of origin	Total	Purpose of visit		
		Holiday and recreation	Professional	Others
Total	705573	256102	95946	353525
EU	333123	114339	42047	176737
Austria	5483	885	1366	3232
Belgium	4104	1357	1064	1683
Croatia	2603	868	223	1512
Cyprus	2111	784	445	882
Czechia	3077	873	609	1595
Denmark	1124	391	278	455
Finland	867	489	193	185
France	5962	2690	1036	2236
Germany	25616	8506	5522	11588
Greece	100631	37158	7547	55926
Hungary	4470	1764	745	1961
Ireland	3061	2091	567	403
Italy	13949	5824	2757	5368
Malta	363	206	98	59
Netherlands	5601	1773	1282	2546
Poland	11624	3206	2807	5611
Portugal	1230	635	210	385
Romania	128221	39718	12633	75870
Slovakia	1770	664	143	963
Slovenia	865	393	126	346
Spain	6077	2519	1089	2469
Sweden	1785	589	395	801
Other EU countries	2529	956	912	661
Other European countries	304294	111063	45102	148129
Norway	666	412	149	105
Republic of North Macedonia	30235	19033	4499	6703
Russian Federation	6408	3682	549	2177
Serbia	42975	17443	7744	17788
Switzerland	1314	514	258	542
Türkiye	140357	30993	24433	84931
Ukraine	57216	17132	6807	33277
United Kingdom	25123	21854	663	2606
Other countries	23071	19733	990	2348
Canada	808	533	73	202
Israel	15935	15598	118	219
Japan	478	330	83	65
USA	5850	3272	716	1862
Rest of the world	45085	10967	7807	26311