

TRIPS OF BULGARIAN RESIDENTS ABROAD AND ARRIVALS OF VISITORS FROM ABROAD TO BULGARIA IN FEBRUARY 2023

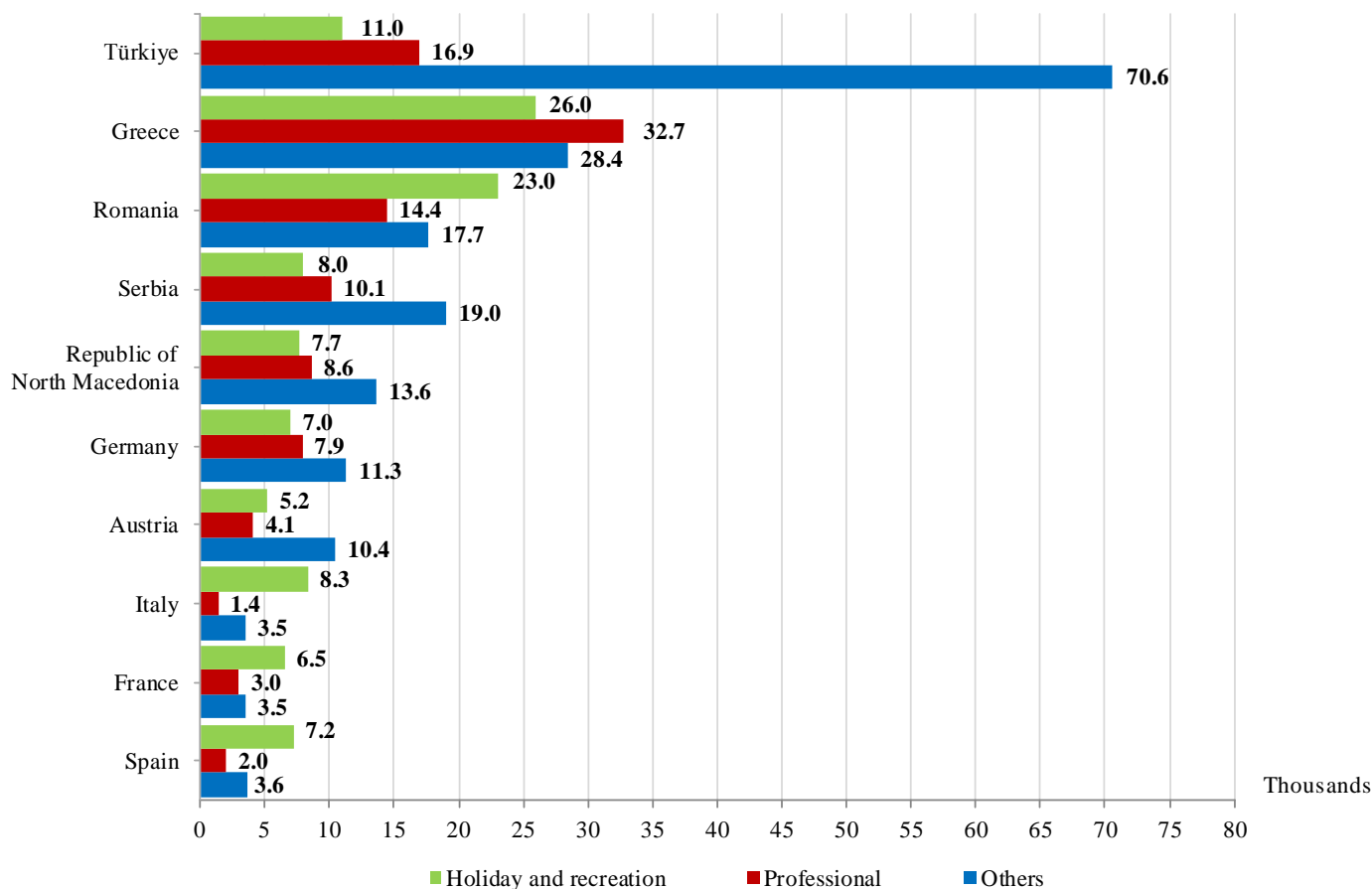
In February 2023, the number of trips of Bulgarian residents abroad was 450.6 thousand (Annex, Table 1) or 7.9% above the registered in February 2022.

Figure 1. Trips of Bulgarian residents abroad by months



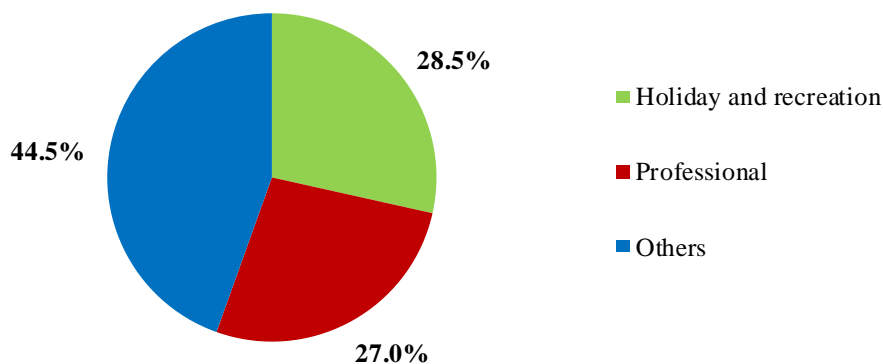
In February 2023 most trips of Bulgarian residents were made to: Türkiye - 98.5 thousand, Greece - 87.1 thousand, Romania - 55.2 thousand, Serbia - 37.1 thousand, Republic of North Macedonia - 29.9 thousand, Germany - 26.2 thousand, Austria - 19.7 thousand, Italy - 13.2 thousand, France - 13.0 thousand, Spain - 12.8 thousand (Figure 2).

Figure 2. Top foreign destinations for Bulgarian residents by purpose of visit in February 2023



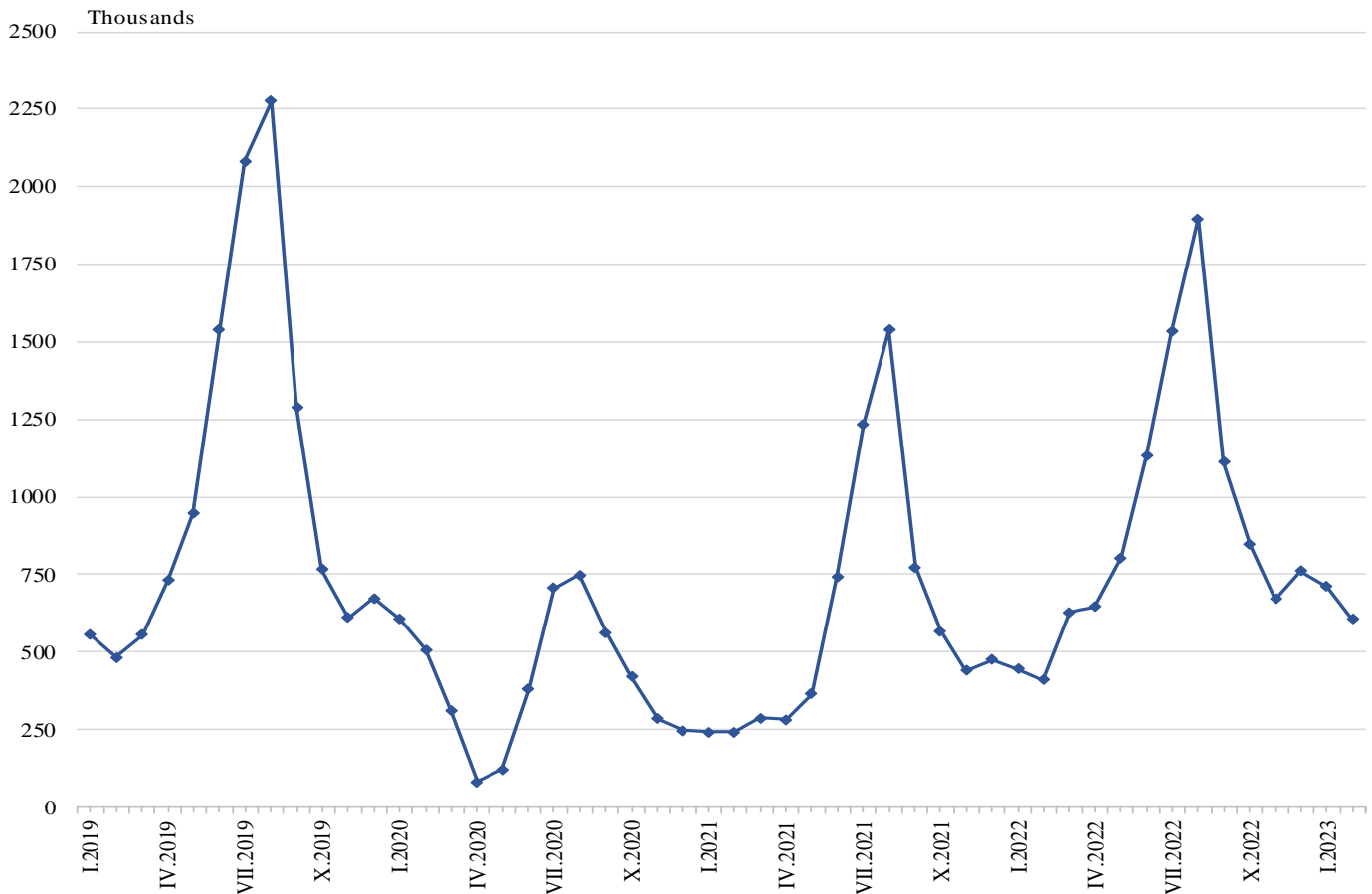
The trips with other purposes (as a guest, education and visiting cultural and sports events) in February 2023 composed the greatest share of the total number of trips of Bulgarian residents abroad - 44.5%, followed by those with holiday and recreation purpose - 28.5%, and with professional purpose - 27.0%.

Figure 3. Structure of the trips of Bulgarian residents abroad by purpose of visit in February 2023



In February 2023, the number of visits of non-residents to Bulgaria was 604.7 thousand (Annex, Table 2) or 47.6% more in comparison with February 2022 (Figure 4). An increase in the trips with all observed purposes was registered. Transit passes through the country were 34.6% (209.0 thousand) of all visits of non-residents to Bulgaria.

Figure 4. Arrivals of visitors from abroad to Bulgaria by months



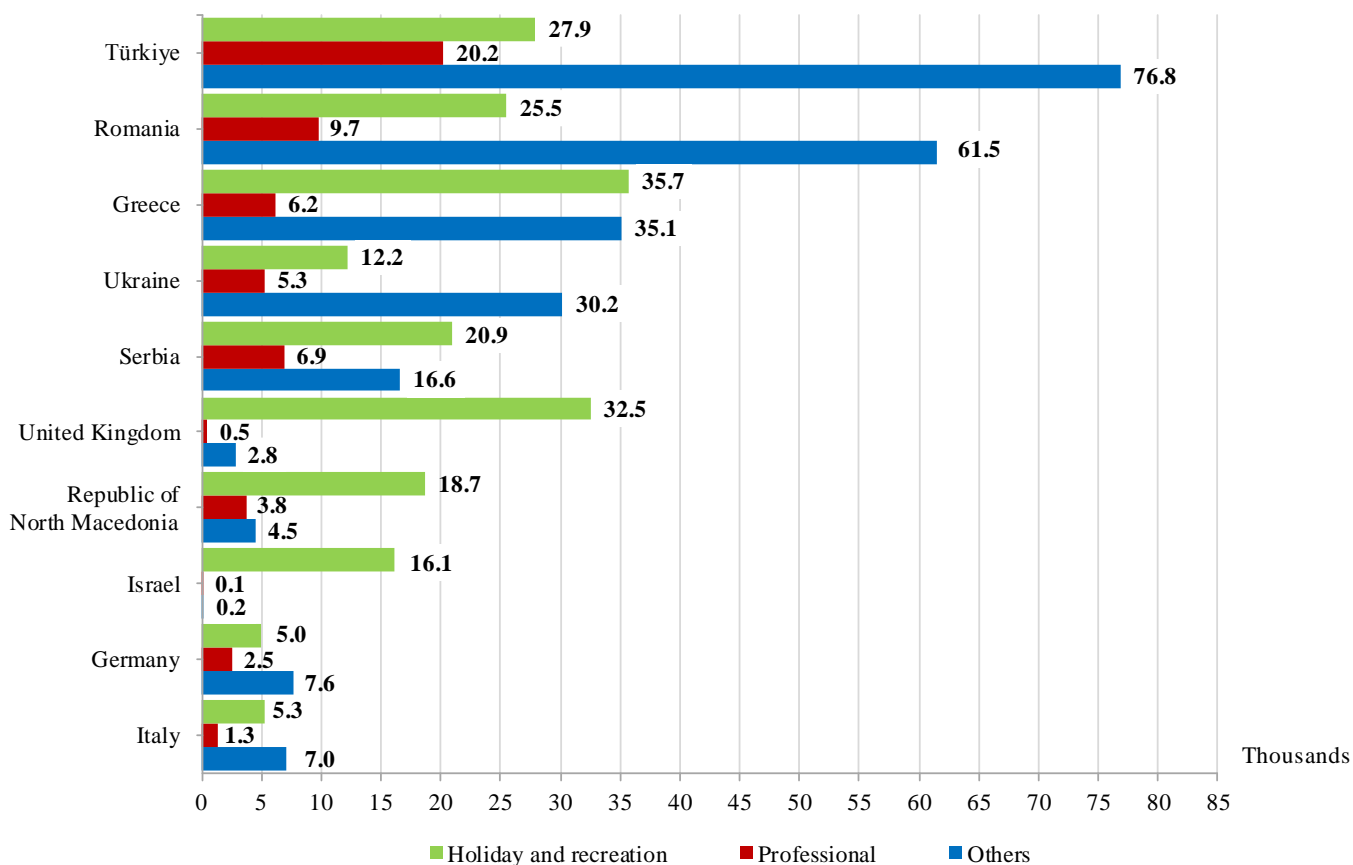
The share of visits of EU citizens was 42.5% of the total number of non-residents' visits to Bulgaria in February 2023 and reached 256.8 thousand, the largest being by visitors from Romania - 37.6% and Greece - 30.0%.

The visits of non-residents in the group 'Other European countries'¹ were 287.3 thousand, or 47.5% of all visits to Bulgaria. The highest number of visits from Türkiye - 124.9 thousand or 43.5% in this group was registered.

In February 2023, the most visits to Bulgaria were from: Türkiye - 124.9 thousand, Romania - 96.7 thousand, Greece - 77.0 thousand, Ukraine - 47.7 thousand, Serbia - 44.4 thousand, the United Kingdom - 35.8 thousand, Republic of North Macedonia - 27.0 thousand, Israel - 16.4 thousand, Germany - 15.1 thousand, Italy - 13.6 thousand (Figure 5).

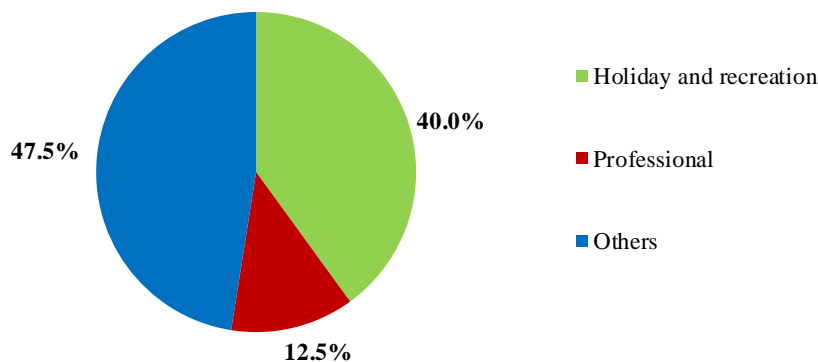
¹ Group 'Other European countries' includes countries in Europe outside the EU and all data are provided by the Ministry of Interior.

Figure 5. Top visits by non-residents to Bulgaria by country of residence and purpose in February 2023



In February 2023, the predominant share of the visits was with other purposes - 47.5%, followed by trips with holiday and recreation purpose - 40.0%, and with professional purpose - 12.5%.

Figure 6. Structure of visits of non-residents to Bulgaria by purpose in February 2023





Methodological notes

The definitions recommended by the World Tourist Organization and the Methodological manual for tourism by Eurostat are applied by the National Statistical Institute.

In accordance with these definitions, **an international tourist** is any person who travels to a country other than his/her permanent residence for less than a year and whose main purpose is not doing any activity for payment in the place visited.

The purposes of visiting a country are the following:

- Excursion, holiday or entertainment (visits to cultural or historical landmarks, sport events and others);
- Visiting friends and relatives;
- Professional purposes (business trips, participation in conferences, congresses, concluding deals, etc.);
- Other (education, medical treatment, etc.) purposes.

Statistical data on the trips of Bulgarian residents travelling abroad and visits by non-residents to Bulgaria are obtained on the basis of monthly information received from the Ministry of Interior and a sample survey of the National Statistical Institute among residents and non-residents passing through border checkpoints.

Data on the number of trips of the citizens of the European Union are estimated on the basis of the information obtained from the Ministry of Interior and the airport authorities. Data on the number of citizens from 'third countries' are obtained directly from the Ministry of Interior.

Data on the purposes of the trips are obtained on the basis of the NSI's regular monthly sample survey of passing residents and non-residents through the border checkpoints.



Annex

Table 1

**Trips of Bulgarian residents abroad by purpose of visit
and country of destination in February 2023**

(Number)

Country of destination	Total	Purpose of visit		
		Holiday and recreation	Professional	Others
Total	450614	128418	121528	200668
EU	266271	95070	78959	92242
Austria	19664	5186	4106	10372
Belgium	7191	1361	2961	2869
Croatia	2186	759	308	1119
Cyprus	411	107	111	193
Czechia	6383	1929	1718	2736
Denmark	1512	393	747	372
Finland	493	262	129	102
France	13044	6522	3029	3493
Germany	26184	7007	7929	11248
Greece	87125	25974	32768	28383
Hungary	3553	984	1260	1309
Ireland	576	354	117	105
Italy	13193	8267	1407	3519
Malta	205	123	82	-
Netherlands	5450	2180	1817	1453
Poland	4416	1571	1355	1490
Portugal	1151	575	384	192
Romania	55154	23031	14461	17662
Slovakia	1569	303	350	916
Slovenia	1458	729	577	152
Spain	12782	7158	2045	3579
Sweden	1960	124	973	863
Other EU countries	611	171	325	115
Other European countries	177036	29641	40250	107145
Norway	532	157	272	103
Republic of North Macedonia	29866	7693	8598	13575
Russian Federation	304	-	304	-
Serbia	37136	8018	10105	19013
Switzerland	2132	573	861	698
Türkiye	98527	11024	16890	70613
Ukraine	318	-	318	-
United Kingdom	8221	2176	2902	3143
Other countries	1494	477	488	529
Canada	246	144	102	-
Israel	700	168	112	420
USA	548	165	274	109
Rest of the world	5813	3230	1831	752



Table 2

Arrivals of visitors from abroad to Bulgaria
by purpose of visit and country of origin in February 2023

(Number)

Country of origin	Total	Purpose of visit		
		Holiday and recreation	Professional	Others
Total	604707	241969	75501	287237
EU	256833	95970	30744	130119
Austria	4972	452	1237	3283
Belgium	2939	1548	656	735
Croatia	2226	1242	339	645
Cyprus	2390	1037	478	875
Czechia	2008	1217	249	542
Denmark	960	397	368	195
Finland	432	315	117	-
France	5072	2089	1364	1619
Germany	15070	5023	2468	7579
Greece	77025	35756	6162	35107
Hungary	2848	1424	353	1071
Ireland	3610	2905	197	508
Italy	13609	5271	1299	7039
Malta	403	269	134	-
Netherlands	4354	1146	1375	1833
Poland	11093	5546	1979	3568
Portugal	1088	673	115	300
Romania	96697	25469	9728	61500
Slovakia	1324	883	105	336
Slovenia	447	344	103	-
Spain	4850	1492	1046	2312
Sweden	1468	587	276	605
Other EU countries	1948	885	596	467
Other European countries	287257	116134	37921	133202
Norway	366	256	63	47
Republic of North Macedonia	27005	18701	3820	4484
Russian Federation	5853	3469	395	1989
Serbia	44357	20851	6880	16626
Switzerland	1258	218	769	271
Türkiye	124942	27915	20259	76768
Ukraine	47690	12188	5263	30239
United Kingdom	35786	32536	472	2778
Other countries	21076	18951	801	1324
Canada	534	354	41	139
Israel	16380	16072	99	209
Japan	424	248	106	70
USA	3738	2277	555	906
Rest of the world	39541	10914	6035	22592