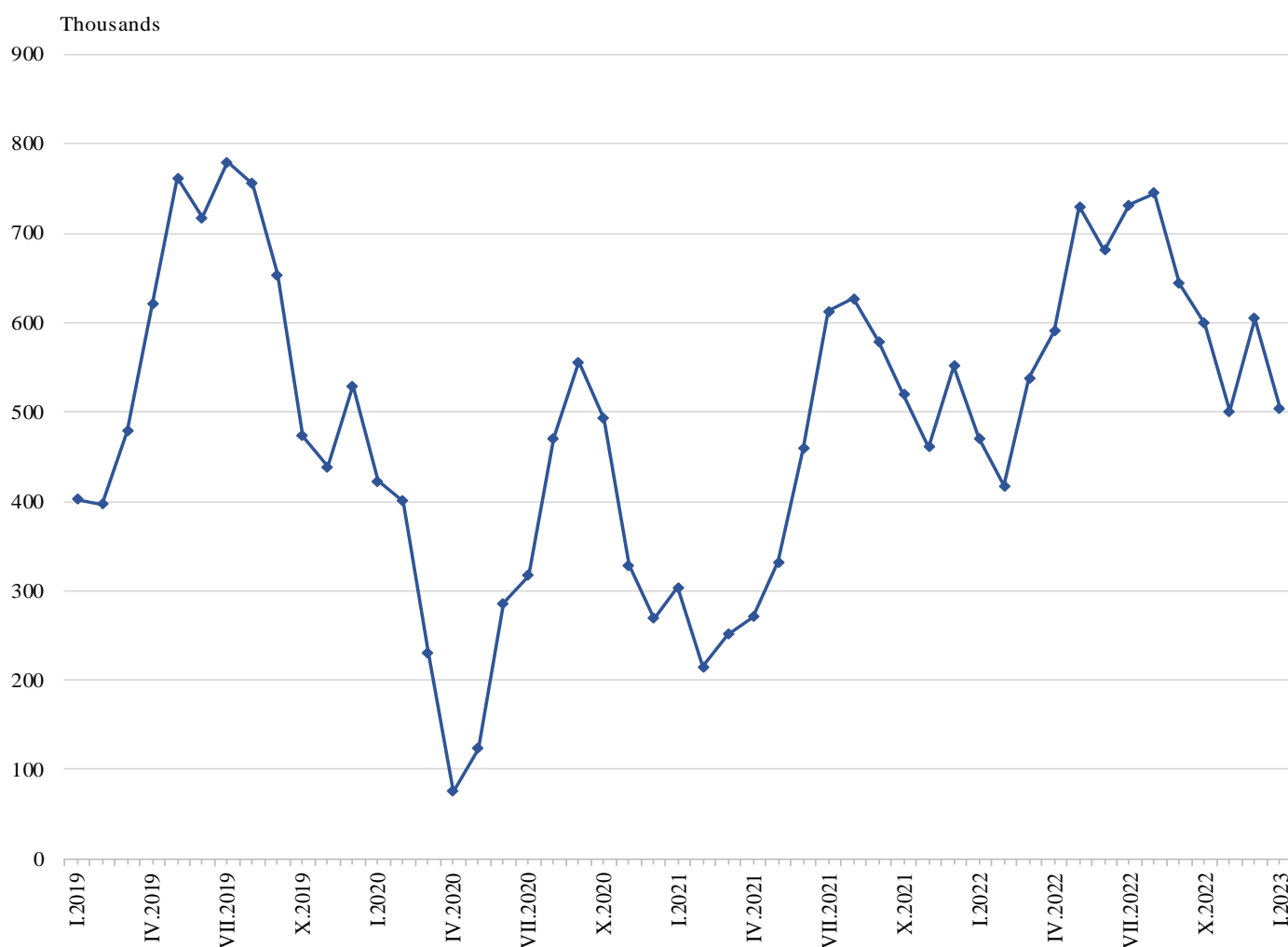


TRIPS OF BULGARIAN RESIDENTS ABROAD AND ARRIVALS OF VISITORS FROM ABROAD TO BULGARIA IN JANUARY 2023

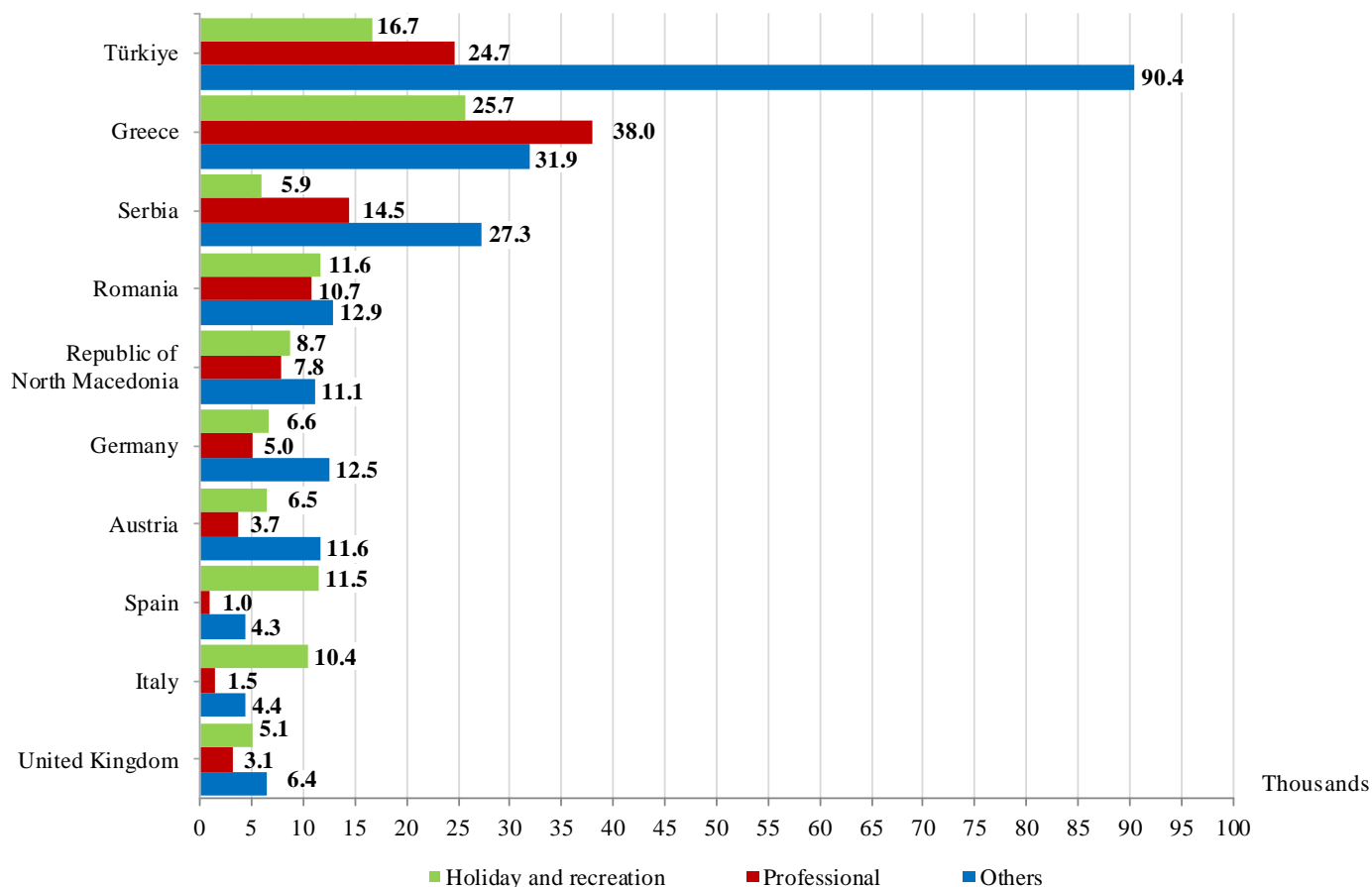
In January 2023, the number of the trips of Bulgarian residents abroad was 504.0 thousand (Annex, Table 1) or 7.2% above the registered in January 2022.

Figure 1. Trips of Bulgarian residents abroad by months



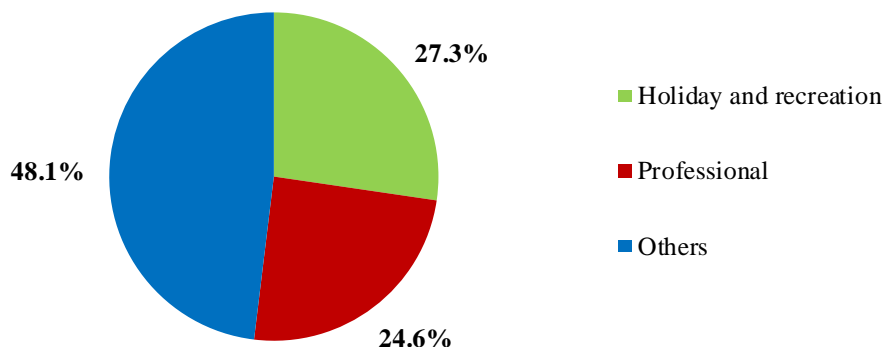
In January 2023 most trips of Bulgarian residents were made to: Türkiye - 131.8 thousand, Greece - 95.6 thousand, Serbia - 47.7 thousand, Romania - 35.2 thousand, Republic of North Macedonia - 27.6 thousand, Germany - 24.1 thousand, Austria - 21.8 thousand, Spain - 16.8 thousand, Italy - 16.3 thousand, the United Kingdom - 14.6 thousand (Figure 2).

Figure 2. Top foreign destinations for Bulgarian residents by purpose of visit in January 2023



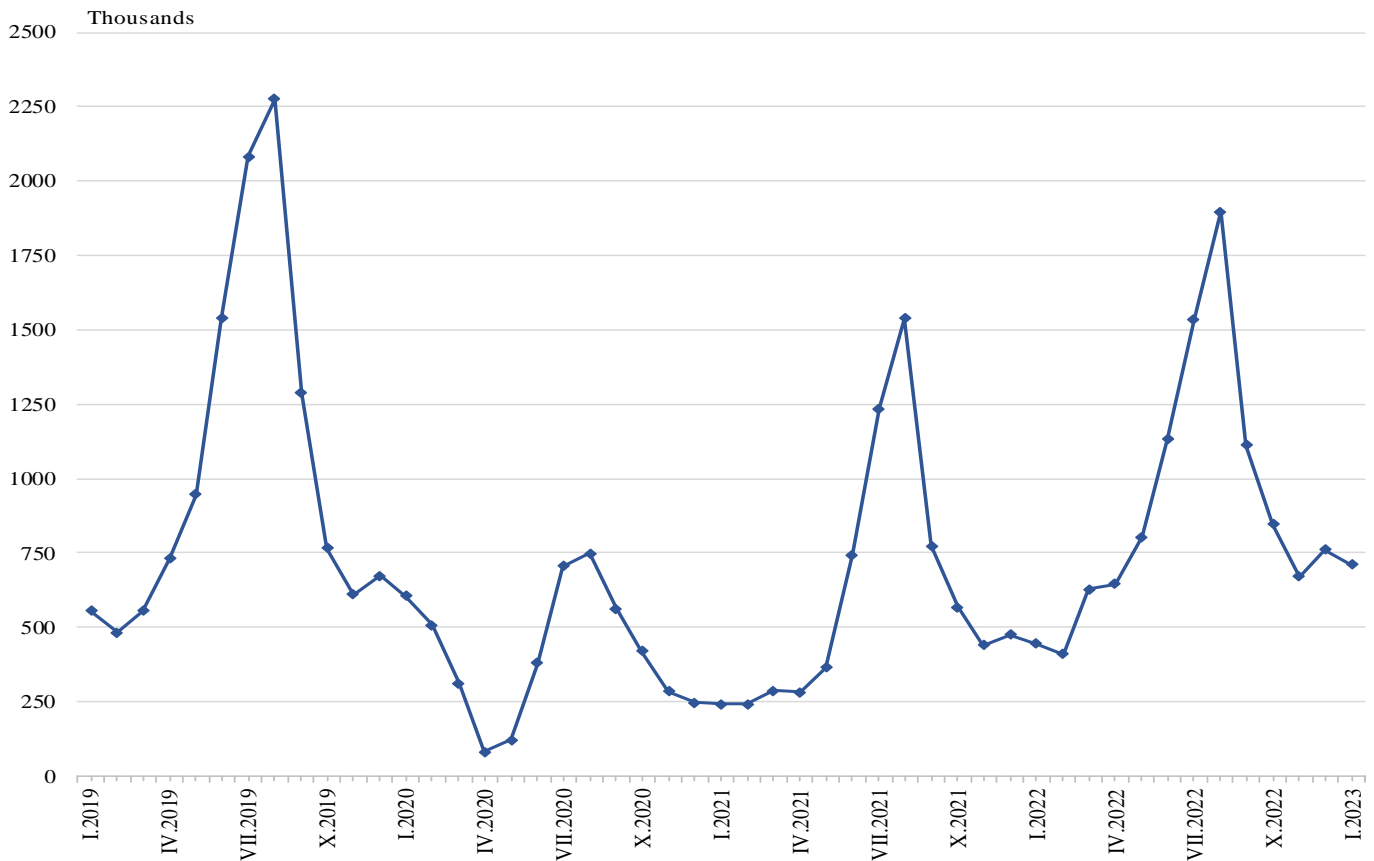
The trips with other purposes (as a guest, education and visiting cultural and sports events) in January 2023 composed the greatest share of the total number of trips of Bulgarian residents abroad - 48.1%, followed by those with holiday and recreation purpose - 27.3%, and with professional purposes - 24.6%.

Figure 3. Structure of the trips of Bulgarian residents abroad by purpose of visit in January 2023



In January 2023, the number of visits of non-residents to Bulgaria was 711.8 thousand (Annex, Table 2) or 60.0% more in comparison with January 2022 (Figure 4). An increase in the trips with all observed purposes was registered. Transit passes through the country were 35.4% (252.3 thousand) of all visits of non-residents to Bulgaria.

Figure 4. Arrivals of visitors from abroad to Bulgaria by months



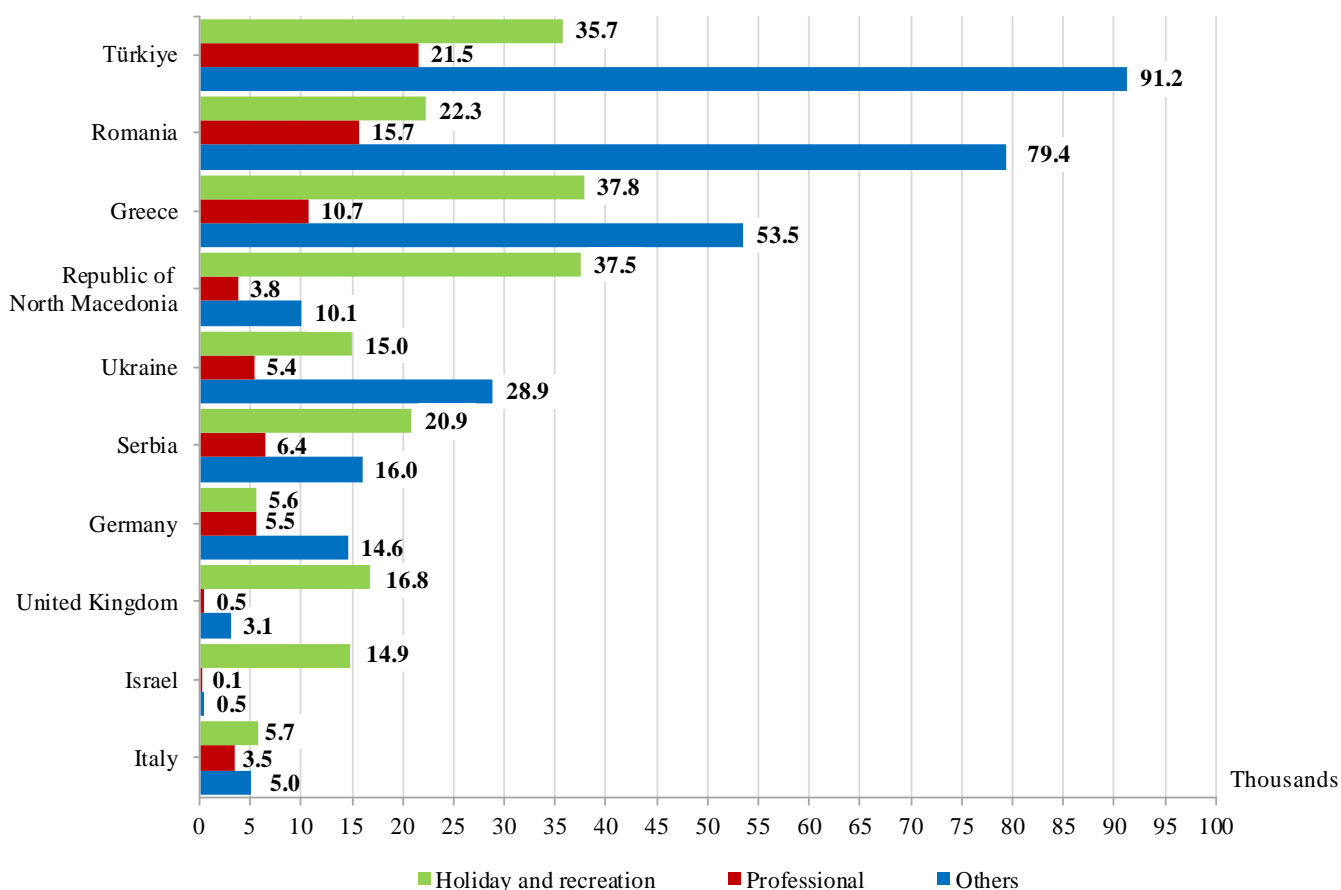
The share of visits of EU citizens was 45.5% of the total number of non-residents' visits to Bulgaria in January 2023 and reached 324.0 thousand, the largest being by visitors from Romania - 36.2% and Greece - 31.5%.

The visits of non-residents in the group 'Other European countries'¹ were 321.1 thousand, or 45.1% of all visits to Bulgaria. The highest number of visits from Türkiye - 148.4 thousand or 46.2% in this group was registered.

In January 2023, the most visits to Bulgaria were from: Türkiye - 148.4 thousand, Romania - 117.4 thousand, Greece - 102.0 thousand, Republic of North Macedonia - 51.4 thousand, Ukraine - 49.3 thousand, Serbia - 43.3 thousand, Germany - 25.7 thousand, the United Kingdom - 20.4 thousand, Israel - 15.5 thousand, Italy - 14.2 thousand (Figure 5).

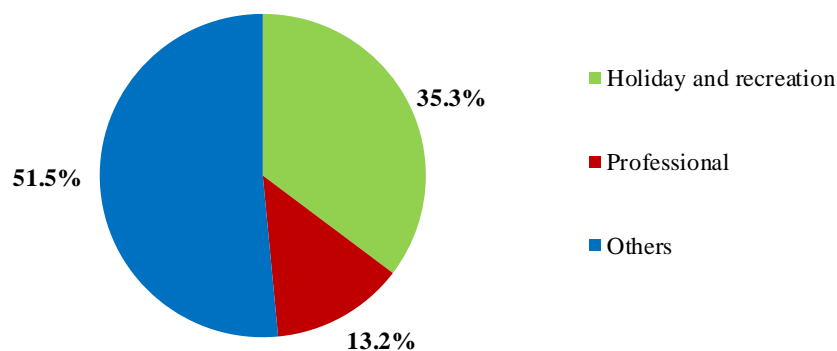
¹ Group 'Other European countries' includes countries in Europe outside the EU and all data are provided by the Ministry of Interior.

Figure 5. Top visits by non-residents to Bulgaria by country of residence and purpose in January 2023



In January 2023, the predominant share of the visits was with other purposes - 51.5%, followed by trips with holiday and recreation purposes - 35.3%, and with professional purpose - 13.2%.

Figure 6. Structure of visits of non-residents to Bulgaria by purpose in January 2023





Methodological notes

The definitions recommended by the World Tourist Organization and the Methodological manual for tourism by Eurostat are applied by the National Statistical Institute.

In accordance with these definitions, **an international tourist** is any person who travels to a country other than his/her permanent residence for less than a year and whose main purpose is not doing any activity for payment in the place visited.

The purposes of visiting a country are the following:

- Excursion, holiday or entertainment (visits to cultural or historical landmarks, sport events and others);
- Visiting friends and relatives;
- Professional purposes (business trips, participation in conferences, congresses, concluding deals, etc.);
- Other (education, medical treatment, etc.) purposes.

Statistical data on the trips of Bulgarian residents travelling abroad and visits by non-residents to Bulgaria are obtained on the basis of monthly information received from the Ministry of Interior and a sample survey of the National Statistical Institute among residents and non-residents passing through border check points.

Data on the number of the trips of the citizens of the European Union are estimated on the basis of the information obtained from the Ministry of Interior and the airport authorities. Data on the number of citizens from 'third countries' are obtained directly from the Ministry of Interior.

Data on the purposes of the trips are obtained on the basis of the NSI's regular monthly sample survey of passing residents and non-residents through the border check points.

Annex

Table 1

**Trips of Bulgarian residents abroad by purpose of visit
and country of destination in January 2023**

(Number)

Country of destination	Total	Purpose of visit		
		Holiday and recreation	Professional	Others
Total	504019	137717	123991	242311
EU	272960	97722	71150	104088
Austria	21820	6546	3709	11565
Belgium	9738	2921	2834	3983
Croatia	1399	546	334	519
Cyprus	516	172	-	344
Czechia	9158	3587	1579	3992
Denmark	2387	477	261	1649
Finland	946	276	153	517
France	14441	6258	2139	6044
Germany	24125	6600	5007	12518
Greece	95580	25683	37951	31946
Hungary	2932	1964	968	-
Ireland	905	258	102	545
Italy	16263	10349	1478	4436
Malta	240	206	34	-
Netherlands	5754	2022	518	3214
Poland	5301	2725	1178	1398
Portugal	1508	1261	-	247
Romania	35217	11623	10647	12947
Slovakia	3755	1395	573	1787
Slovenia	1648	706	285	657
Spain	16831	11475	1020	4336
Sweden	1701	567	174	960
Other EU countries	795	105	206	484
Other European countries	224194	37225	50827	136142
Norway	420	106	114	200
Republic of North Macedonia	27617	8656	7832	11129
Russian Federation	173	-	173	-
Serbia	47686	5894	14467	27325
Switzerland	1884	834	393	657
Türkiye	131762	16628	24723	90411
Ukraine	75	-	-	75
United Kingdom	14577	5107	3125	6345
Other countries	1465	451	334	680
Canada	182	83	99	-
Israel	870	265	38	567
USA	413	103	197	113
Rest of the world	5400	2319	1680	1401



Table 2

Arrivals of visitors from abroad to Bulgaria
by purpose of visit and country of origin in January 2023

(Number)

Country of origin	Total	Purpose of visit		
		Holiday and recreation	Professional	Others
Total	711838	251220	94140	366478
EU	323959	90140	48932	184887
Austria	10694	1226	1921	7547
Belgium	3327	634	792	1901
Croatia	2668	1304	493	871
Cyprus	1938	588	581	769
Czechia	1988	896	284	808
Denmark	932	513	111	308
Finland	436	302	134	-
France	5631	1674	1583	2374
Germany	25718	5564	5528	14626
Greece	102010	37845	10658	53507
Hungary	3941	689	563	2689
Ireland	3748	2853	212	683
Italy	14152	5717	3487	4948
Malta	480	288	192	-
Netherlands	4560	824	1524	2212
Poland	12451	2644	2541	7266
Portugal	1380	690	294	396
Romania	117364	22316	15703	79345
Slovakia	1500	567	175	758
Slovenia	702	447	139	116
Spain	5208	1868	1326	2014
Sweden	1392	367	127	898
Other EU countries	1739	324	564	851
Other European countries	321050	129937	39161	151952
Norway	474	234	-	240
Republic of North Macedonia	51407	37564	3771	10072
Russian Federation	6448	3624	543	2281
Serbia	43278	20822	6420	16036
Switzerland	1391	199	1091	101
Türkiye	148415	35682	21497	91236
Ukraine	49287	15029	5313	28945
United Kingdom	20350	16783	526	3041
Other countries	20720	17771	743	2206
Canada	581	384	46	151
Israel	15457	14885	109	463
Japan	321	196	67	58
USA	4361	2306	521	1534
Rest of the world	46109	13372	5304	27433