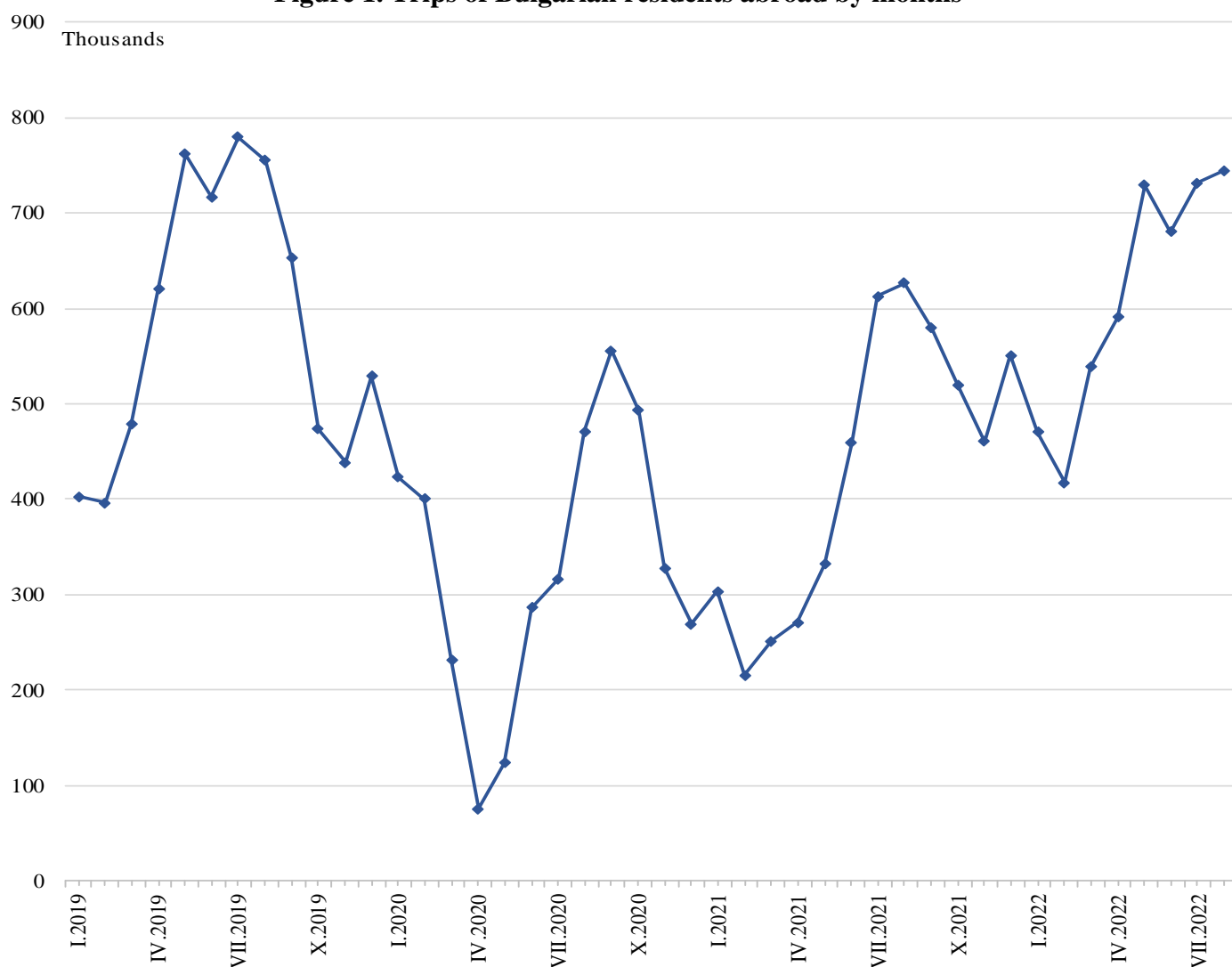


TRIPS OF BULGARIAN RESIDENTS ABROAD AND ARRIVALS OF VISITORS FROM ABROAD TO BULGARIA IN AUGUST 2022

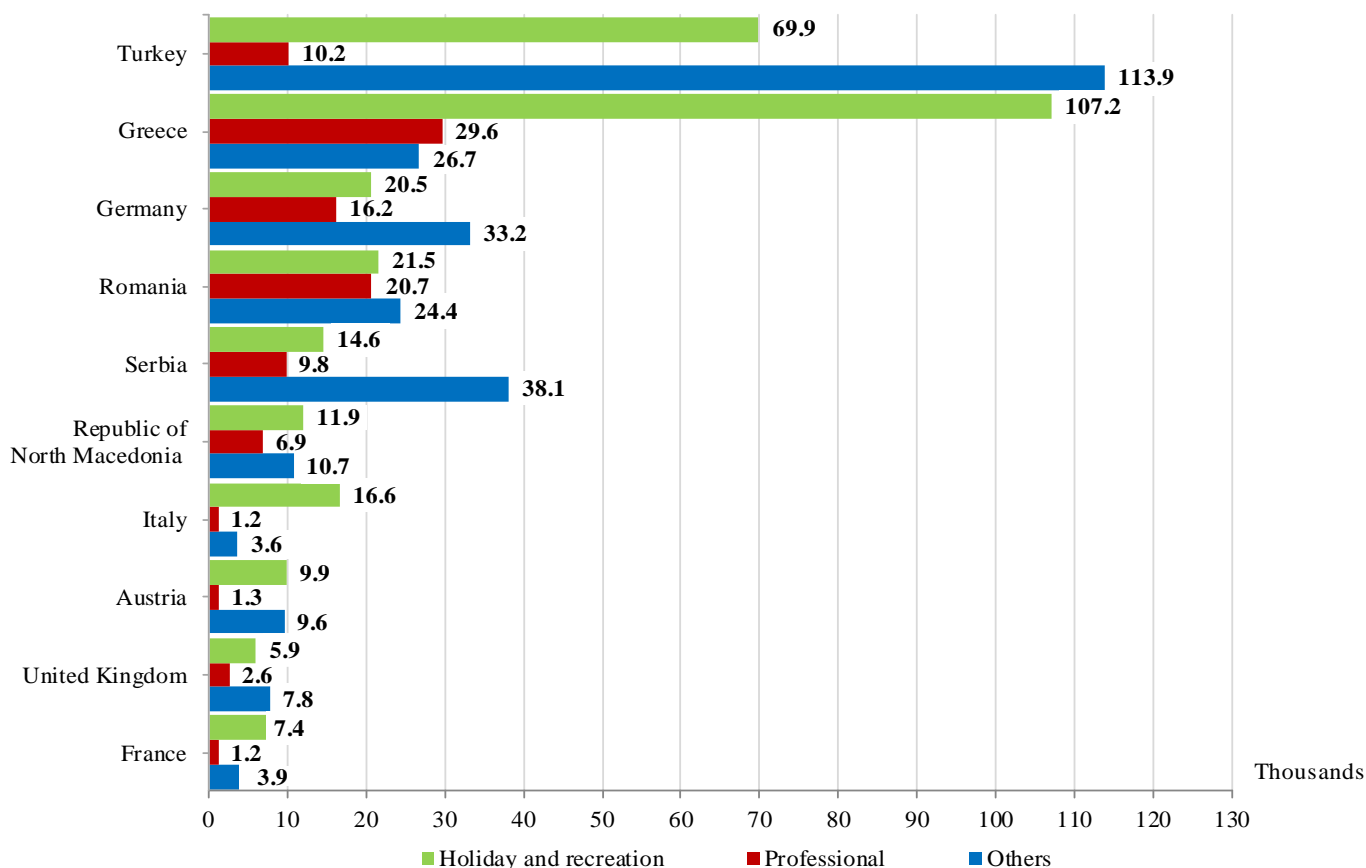
In August 2022, the number of the trips of Bulgarian residents abroad was 744.9 thousand (Annex, Table 1) or by 18.9% above the registered in August 2021.

Figure 1. Trips of Bulgarian residents abroad by months



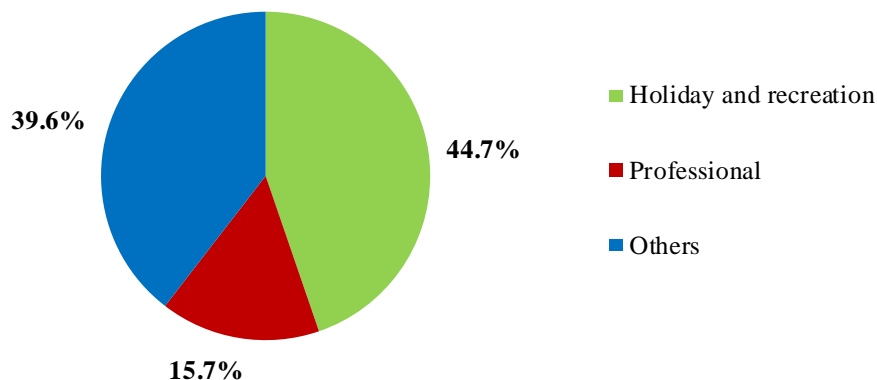
In August 2022 most trips of Bulgarian citizens were made to: Turkey - 194.0 thousand, Greece - 163.6 thousand, Germany - 69.8 thousand, Romania - 66.6 thousand, Serbia - 62.5 thousand, Republic of North Macedonia - 29.5 thousand, Italy - 21.5 thousand, Austria - 20.8 thousand, the United Kingdom - 16.3 thousand, Spain - 12.6 thousand (Figure 2).

Figure 2. Top foreign destination for Bulgarian residents by purpose of visit in August 2022



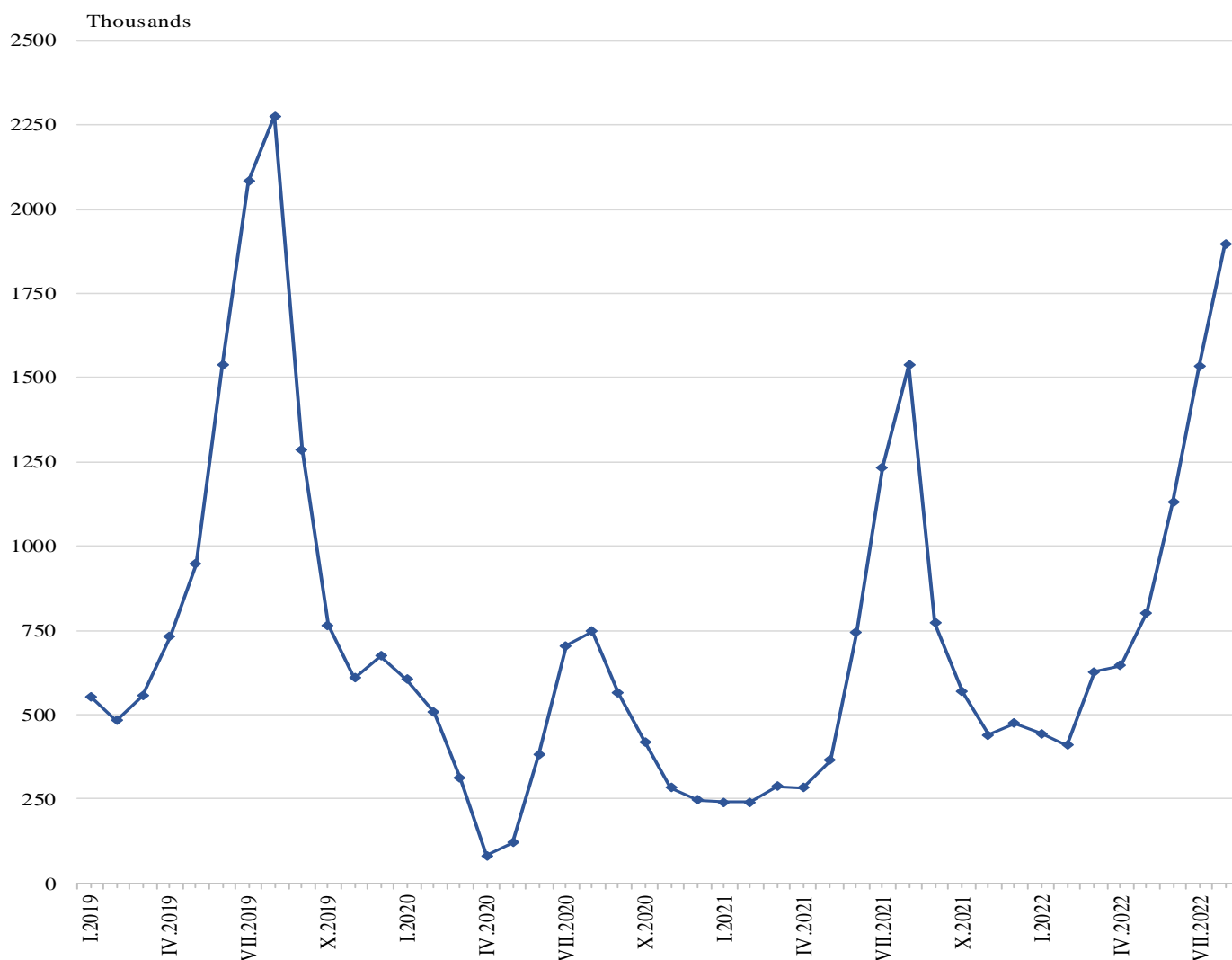
The trips with holiday and recreation purpose in August 2022 composed the greatest share of the total number of trips of Bulgarian residents abroad - 44.7%, followed by those with other purposes (as a guest, education and visit the cultural and sports events) - 39.6%, and with professional purpose - 15.7%.

Figure 3. Structure of the trips of Bulgarian residents abroad by purpose of visit in August 2022



In August 2022, the number of visits of foreigners to Bulgaria was 1 897.3 thousand (Annex, Table 2) or 23.4% more in comparison with August 2021 (Figure 4). An increase in the trips with all observed purposes was registered. Transit passes through the country were 37.3% (707.7 thousand) of all visits of foreigners to Bulgaria.

Figure 4. Arrivals of visitors from abroad to Bulgaria by months



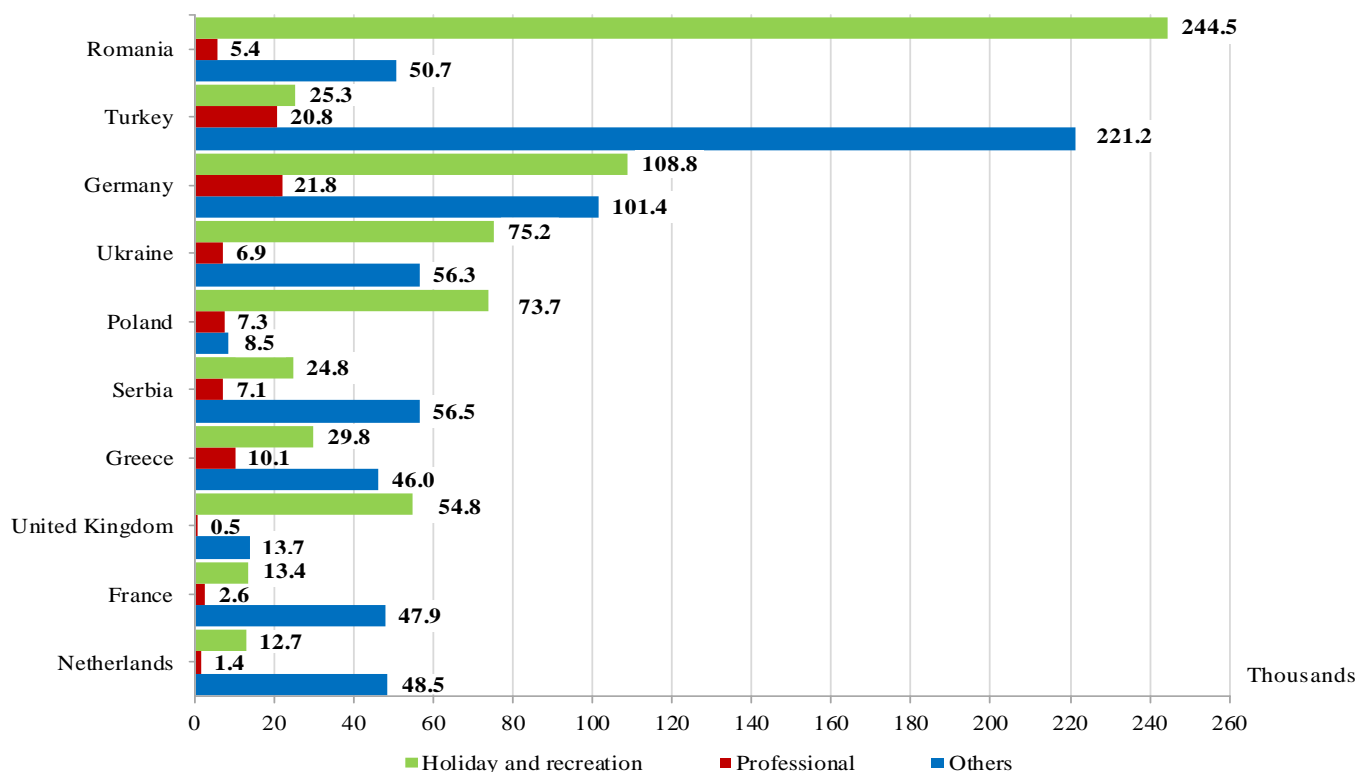
The share of visits of EU citizens was 57.0% of the total number of foreigners' visits to Bulgaria in August 2022 and reached 1 081.1 thousand, the largest being by visitors from Romania - 27.8% and Germany - 21.5%.

The visits of foreigners in the group 'Other European countries'¹ were 635.7 thousand, or 33.5% of all visits to Bulgaria. The highest number of visits from Turkey - 267.2 thousand or 42.0% in this group was registered.

¹ Group 'Other European countries' includes countries in Europe outside the EU and all data are provided by the Ministry of Interior.

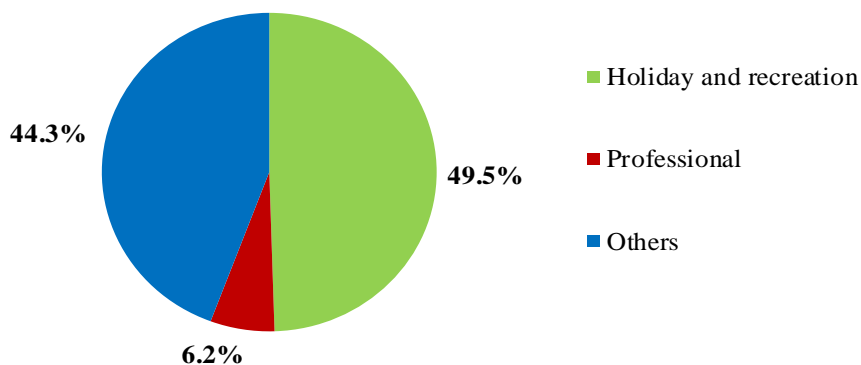
In August 2022 the most visits to Bulgaria were from: Romania - 300.6 thousand, Turkey - 267.2 thousand, Germany - 232.0 thousand, Ukraine - 138.3 thousand, Poland - 89.5 thousand, Serbia - 88.4 thousand, Greece - 86.0 thousand, the United Kingdom - 69.0 thousand, France - 63.9 thousand, the Netherlands - 62.6 thousand.

Figure 5. Top visits by foreigners to Bulgaria by country of residence and purpose in August 2022



In August 2022, the predominant share of the visits was with holiday and recreation purpose - 49.5%, followed by trips with other purposes - 44.3%, and with professional purpose - 6.2%.

Figure 6. Structure of visits of foreign citizens to Bulgaria by purpose in August 2022





Methodological notes

The definitions recommended by the World Tourist Organization and the Methodological manual for tourism by Eurostat are applied by the National Statistical Institute.

In accordance with these definitions **an international tourist** is any person who travels to a country other than his/her permanent residence for less than a year and whose main purpose is not doing any activity for payment in place visited.

The purposes of visiting a country are the following:

- Excursion, holiday or entertainment (visits to cultural or historical landmarks, sport events and others);
- Visiting friends and relatives;
- Professional purposes (business trips, participation in conferences, congresses, concluding deals, etc.);
- Other (education, medical treatment, etc.) purposes.

Statistical data on the trips of Bulgarian citizens travelling abroad and visits by foreigners to Bulgaria are obtained on the basis of monthly information received from the Ministry of Interior and a sample survey of the National Statistical Institute among Bulgarian and foreign citizens passing through border check points.

Data on the number of the trips of the citizens of the European Union are estimated on the basis of the information obtained from the Ministry of Interior and the airport authorities. Data on the number of citizens from 'third countries' are obtained directly from the Ministry of Interior.

Data on the purposes of the trips are obtained on the basis of the NSI's regular monthly sample survey of passing Bulgarian and foreign citizens through the border check points.

Annex

Table 1

**Trips of Bulgarian residents abroad by purpose of visit
and country of destination in August 2022**

(Number)

Country of destination	Total	Purpose of visit		
		Holiday and recreation	Professional	Others
Total	744898	333243	117096	294559
EU	424985	222604	83258	119123
Austria	20779	9884	1326	9569
Belgium	7903	3073	1537	3293
Croatia	7862	7429	169	264
Cyprus	545	318	91	136
Czechia	12340	5784	3856	2700
Denmark	1642	884	397	361
Finland	287	151	136	-
France	12550	7378	1227	3945
Germany	69807	20461	16188	33158
Greece	163552	107232	29639	26681
Hungary	10361	6559	1884	1918
Ireland	1155	573	127	455
Italy	21485	16643	1210	3632
Malta	578	501	77	-
Netherlands	4686	1672	234	2780
Poland	5933	1597	2054	2282
Portugal	1433	1114	112	207
Romania	66611	21504	20703	24404
Slovakia	3479	2408	268	803
Slovenia	1178	700	-	478
Spain	8588	5979	1087	1522
Sweden	996	467	332	197
Other EU countries	1235	293	604	338
Other European countries	303402	102670	29990	170742
Norway	244	163	-	81
Republic of North Macedonia	29469	11864	6889	10716
Russian Federation	43	-	43	-
Serbia	62477	14643	9762	38072
Switzerland	618	218	247	153
Turkey	193979	69896	10211	113872
Ukraine	287	-	287	-
United Kingdom	16285	5886	2551	7848
Other countries	3126	1336	255	1535
Canada	216	144	-	72
Israel	1907	729	112	1066
USA	1003	463	143	397
Rest of the world	13385	6633	3593	3159



Table 2

Arrivals of visitors from abroad to Bulgaria
by purpose of visit and country of origin in August 2022

(Number)

Country of origin	Total	Purpose of visit		
		Holiday and recreation	Professional	Others
Total	1897268	938496	117323	841449
EU	1081084	613844	67589	399651
Austria	47231	9573	2273	35385
Belgium	41544	8388	2885	30271
Croatia	3505	701	918	1886
Cyprus	1840	1273	307	260
Czechia	49623	45453	1668	2502
Denmark	6868	5701	429	738
Finland	1632	508	119	1005
France	63882	13394	2582	47906
Germany	232046	108801	21816	101429
Greece	85992	29842	10104	46046
Hungary	14610	10890	471	3249
Ireland	6447	4298	617	1532
Italy	18938	7073	4149	7716
Malta	1080	509	263	308
Netherlands	62573	12669	1366	48538
Poland	89523	73689	7308	8526
Portugal	1753	921	669	163
Romania	300593	244497	5360	50736
Slovakia	18720	15728	1101	1891
Slovenia	1783	1145	464	174
Spain	8569	5904	1428	1237
Sweden	10365	3213	1007	6145
Other EU countries	11967	9674	285	2008
Other European countries	635726	228815	42148	364763
Norway	5212	4756	172	284
Republic of North Macedonia	43353	26911	4308	12134
Russian Federation	18623	14513	391	3719
Serbia	88437	24817	7092	56528
Switzerland	5569	2532	2025	1012
Turkey	267234	25265	20816	221153
Ukraine	138331	75184	6870	56277
United Kingdom	68967	54837	474	13656
Other countries	45144	39149	892	5103
Canada	2756	1863	37	856
Israel	29359	28393	271	695
Japan	517	365	74	78
USA	12512	8528	510	3474
Rest of the world	135314	56688	6694	71932