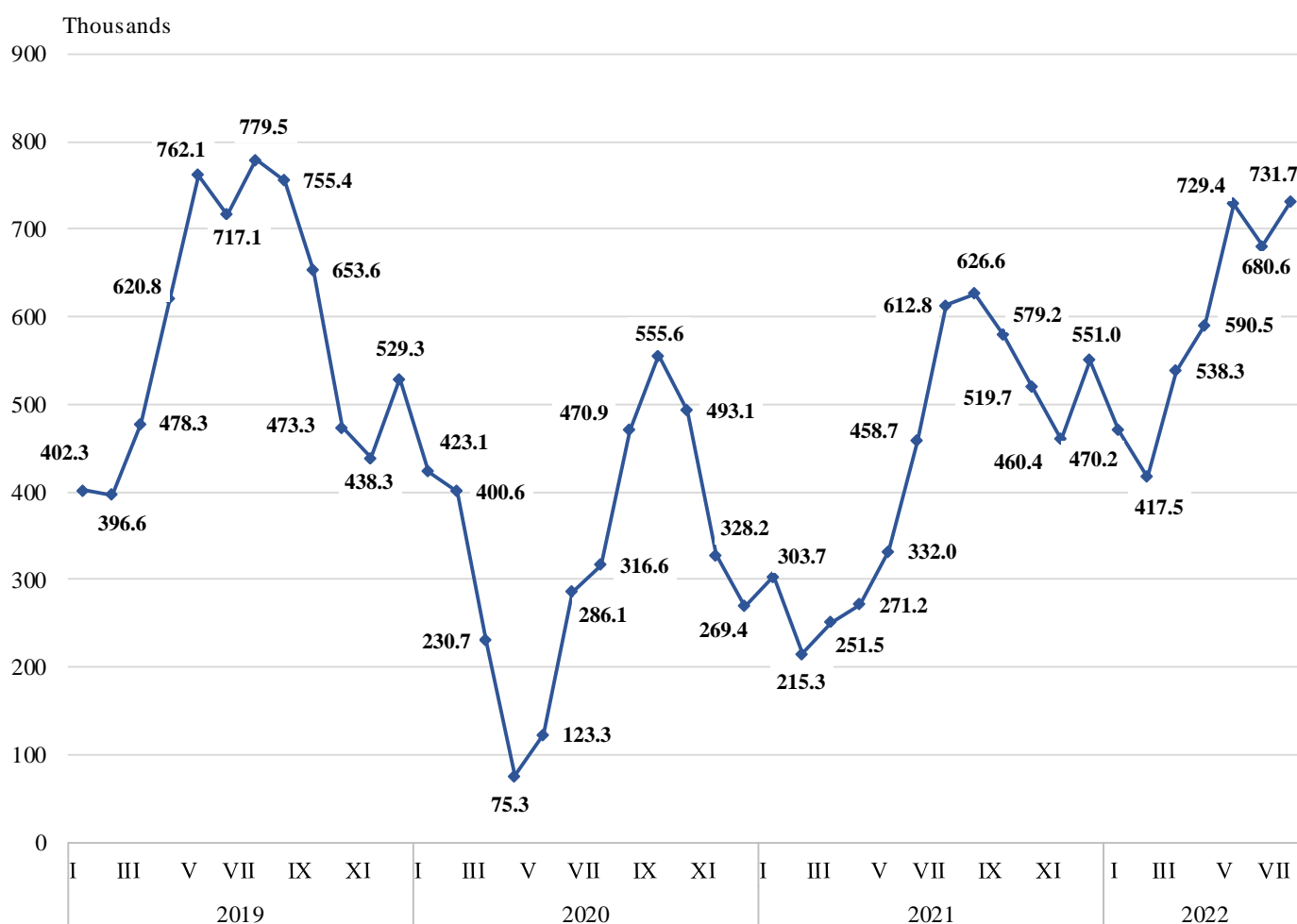


## TRIPS OF BULGARIAN RESIDENTS ABROAD AND ARRIVALS OF VISITORS FROM ABROAD TO BULGARIA IN JULY 2022

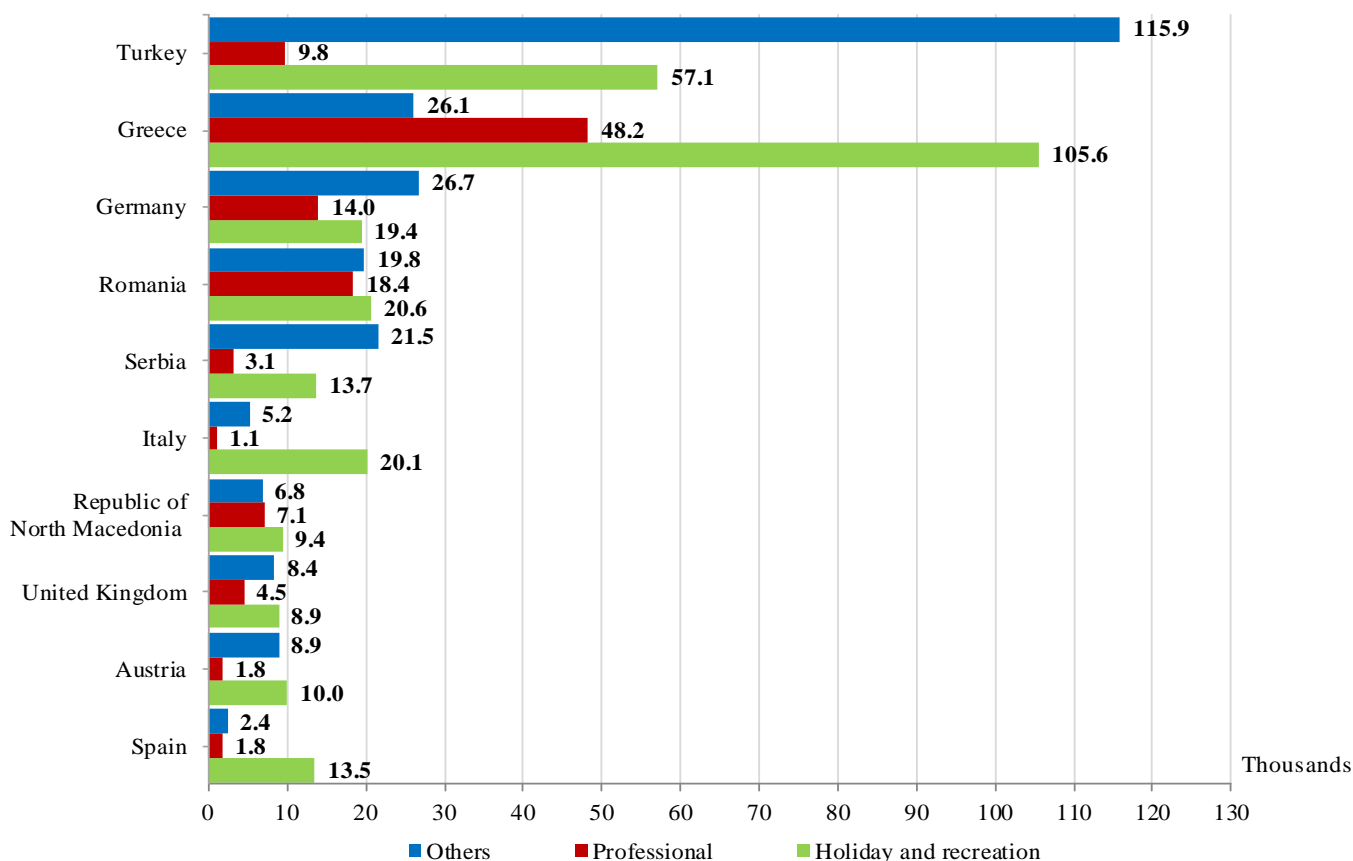
In July 2022, the number of the trips of Bulgarian residents abroad was 731.7 thousand (Annex, Table 1) or by 19.4% above the registered in July 2021.

Figure 1. Trips of Bulgarian residents abroad by months



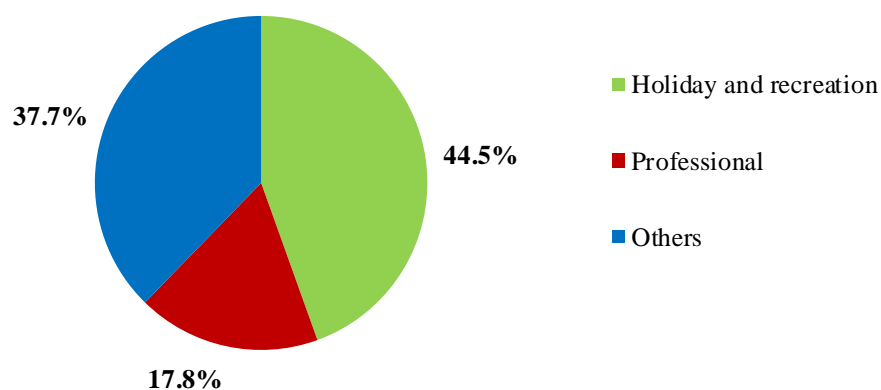
In July 2022 most trips of Bulgarian citizens were made to: Turkey - 182.9 thousand, Greece - 179.8 thousand, Germany - 60.2 thousand, Romania - 58.8 thousand, Serbia - 38.3 thousand, Italy - 26.4 thousand, Republic of North Macedonia - 23.3 thousand, the United Kingdom - 21.8 thousand, Austria - 20.8 thousand, Spain - 17.7 thousand (Figure 2).

**Figure 2. Top foreign destination for Bulgarian residents by purpose of visit in July 2022**



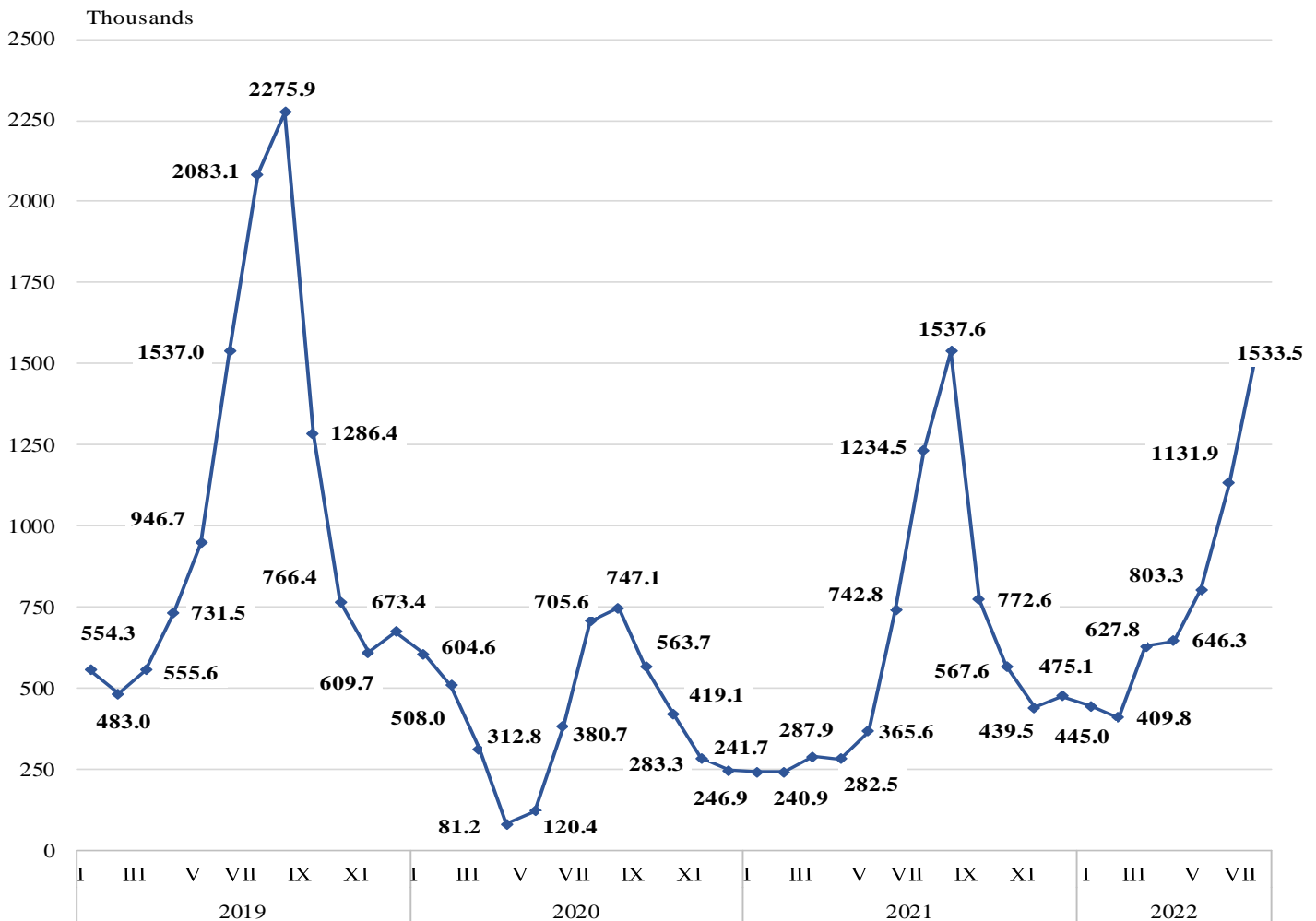
The trips with holiday and recreation purpose in July 2022 composed the greatest share of the total number of trips of Bulgarian residents abroad - 44.5%, followed by those with other purposes (as a guest, education and visit the cultural and sport events) - 37.7%, and with professional purpose - 17.8%.

**Figure 3. Structure of the trips of Bulgarian residents abroad by purpose of visit in July 2022**



In July 2022, the number of arrivals of visitors from abroad to Bulgaria was 1 533.5 thousand (Annex, Table 2) or by 24.2% more in comparison with July 2021 (Figure 4). An increase in the trips with all observed purposes was registered. Transit passes through the country were 35.1% (538.5 thousand) of all visits of foreigners to Bulgaria.

**Figure 4. Arrivals of visitors from abroad to Bulgaria by months**



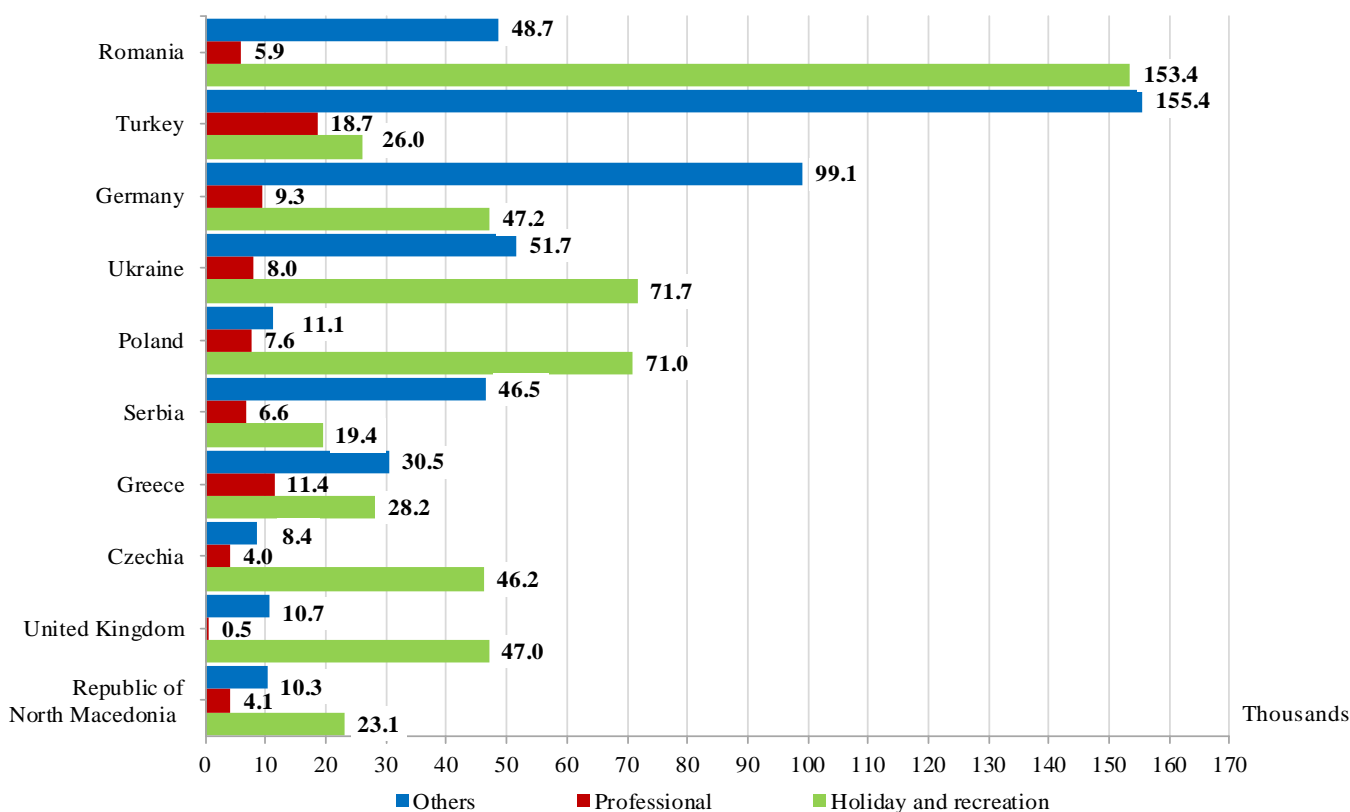
The share of visits of EU citizens was 53.2% of the total number of foreigners' visits to Bulgaria in July 2022 and reached 816.4 thousand, the largest being by visitors from Romania - 25.5%, Germany - 19.1% and Poland - 11.0%.

The visits of foreigners in the group 'Other European countries'<sup>1</sup> were 540.3 thousand, or 35.2% of all visits to Bulgaria. The highest number of visits from Turkey - 200.1 thousand or 37.0% in this group was registered.

<sup>1</sup> Group 'Other European countries' includes countries in Europe outside the EU and all data are provided by the Ministry of Interior.

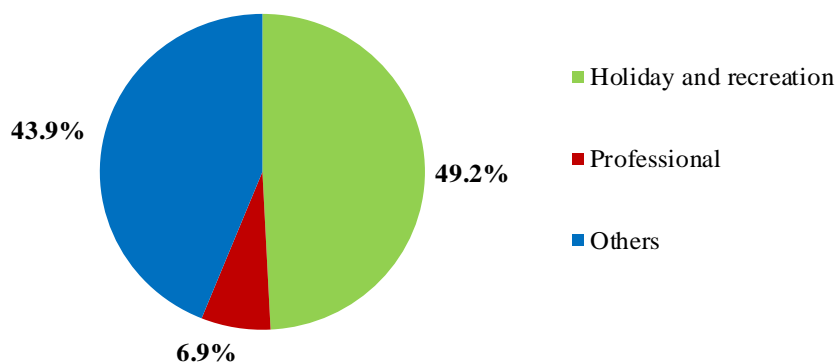
In July 2022 the most visits to Bulgaria were from: Romania - 208.1 thousand, Turkey - 200.1 thousand, Germany - 155.5 thousand, Ukraine - 131.4 thousand, Poland - 89.6 thousand, Serbia - 72.5 thousand, Greece - 70.1 thousand, Czechia - 58.5 thousand, the United Kingdom - 58.3 thousand, Republic of North Macedonia - 37.4 thousand.

**Figure 5. Top visits by foreigners to Bulgaria by country of residence and purpose in July 2022**



In July 2022, the predominant share of the visits was with holiday and recreation purpose - 49.2%, followed by trips with other purposes - 43.9%, and with professional purpose - 6.9%.

**Figure 6. Structure of visits of foreign citizens to Bulgaria by purpose in July 2022**





## Methodological notes

The definitions recommended by the World Tourist Organization and the Methodological manual for tourism by Eurostat are applied by the National Statistical Institute.

In accordance with these definitions **an international tourist** is any person who travels to a country other than his/her permanent residence for less than a year and whose main purpose is not doing any activity for payment in place visited.

**The purposes of visiting** a country are the following:

- Excursion, holiday or entertainment (visits to cultural or historical landmarks, sport events and others);
- Visiting friends and relatives;
- Professional purposes (business trips, participation in conferences, congresses, concluding deals, etc.);
- Other (education, medical treatment, etc.) purposes.

Statistical data on the trips of Bulgarian citizens travelling abroad and visits by foreigners to Bulgaria are obtained on the basis of monthly information received from the Ministry of Interior and a sample survey of the National Statistical Institute among Bulgarian and foreign citizens passing through border check points.

Data on the number of the trips of the citizens of the European Union are estimated on the basis of the information obtained from the Ministry of Interior and the airport authorities. Data on the number of citizens from 'third countries' are obtained directly from the Ministry of Interior.

Data on the purposes of the trips are obtained on the basis of the NSI's regular monthly sample survey of passing Bulgarian and foreign citizens through the border check points.

Annex

Table 1

**Trips of Bulgarian residents abroad by purpose of visit  
and country of destination in July 2022**

(Number)

Country of destination	Total	Purpose of visit		
		Holiday and recreation	Professional	Others
<b>Total</b>	<b>731738</b>	<b>325284</b>	<b>130428</b>	<b>276026</b>
<b>EU</b>	<b>443974</b>	<b>226179</b>	<b>100692</b>	<b>117103</b>
Austria	20753	10018	1789	8946
Belgium	5160	1828	1290	2042
Croatia	5939	5361	207	371
Cyprus	932	497	-	435
Czechia	12125	5778	2425	3922
Denmark	4820	807	904	3109
Finland	508	133	196	179
France	12795	5057	2889	4849
Germany	60157	19449	14021	26687
Greece	179837	105557	48169	26111
Hungary	10269	4603	2125	3541
Ireland	1486	584	202	700
Italy	26372	20093	1107	5172
Malta	1237	928	-	309
Netherlands	5035	2649	265	2121
Poland	5521	1911	2123	1487
Portugal	2622	1984	183	455
Romania	58824	20588	18413	19823
Slovakia	4125	1986	917	1222
Slovenia	3991	1996	665	1330
Spain	17738	13529	1774	2435
Sweden	2006	554	264	1188
Other EU countries	1722	289	764	669
<b>Other European countries</b>	<b>269811</b>	<b>89808</b>	<b>25043</b>	<b>154960</b>
Norway	1059	296	234	529
Republic of North Macedonia	23265	9410	7058	6797
Russian Federation	48	-	48	-
Serbia	38298	13678	3126	21494
Switzerland	1999	386	294	1319
Turkey	182878	57125	9827	115926
Ukraine	496	-	-	496
United Kingdom	21768	8913	4456	8399
<b>Other countries</b>	<b>2911</b>	<b>987</b>	<b>423</b>	<b>1501</b>
Canada	643	52	105	486
Israel	1179	472	200	507
USA	1089	463	118	508
<b>Rest of the world</b>	<b>15042</b>	<b>8310</b>	<b>4270</b>	<b>2462</b>



Table 2

Arrivals of visitors from abroad to Bulgaria  
by purpose of visit and country of origin in July 2022

(Number)

Country of origin	Total	Purpose of visit		
		Holiday and recreation	Professional	Others
<b>Total</b>	<b>1533523</b>	<b>754785</b>	<b>105406</b>	<b>673332</b>
<b>EU</b>	<b>816354</b>	<b>445219</b>	<b>56895</b>	<b>314240</b>
Austria	30091	5761	1856	22474
Belgium	27071	5004	3501	18566
Croatia	2110	914	238	958
Cyprus	2447	1712	127	608
Czechia	58546	46221	3962	8363
Denmark	18916	14464	1113	3339
Finland	1612	1013	196	403
France	34020	8558	1361	24101
Germany	155535	47192	9293	99050
Greece	70077	28183	11426	30468
Hungary	13776	9063	2175	2538
Ireland	7172	3919	536	2717
Italy	10296	4195	2508	3593
Malta	775	581	-	194
Netherlands	31648	7872	916	22860
Poland	89643	71016	7567	11060
Portugal	1470	1015	-	455
Romania	208112	153444	5938	48730
Slovakia	20559	14512	2016	4031
Slovenia	2017	1774	129	114
Spain	6590	3225	1318	2047
Sweden	12355	5177	314	6864
Other EU countries	11516	10404	405	707
<b>Other European countries</b>	<b>540331</b>	<b>216447</b>	<b>39608</b>	<b>284276</b>
Norway	11402	8773	329	2300
Republic of North Macedonia	37437	23057	4109	10271
Russian Federation	22650	18346	386	3918
Serbia	72504	19408	6622	46474
Switzerland	6615	2069	942	3604
Turkey	200063	26022	18680	155361
Ukraine	131372	71726	7996	51650
United Kingdom	58288	47046	544	10698
<b>Other countries</b>	<b>44666</b>	<b>38356</b>	<b>938</b>	<b>5372</b>
Canada	2984	2000	53	931
Israel	27049	26246	268	535
Japan	437	305	45	87
USA	14196	9805	572	3819
<b>Rest of the world</b>	<b>132172</b>	<b>54763</b>	<b>7965</b>	<b>69444</b>