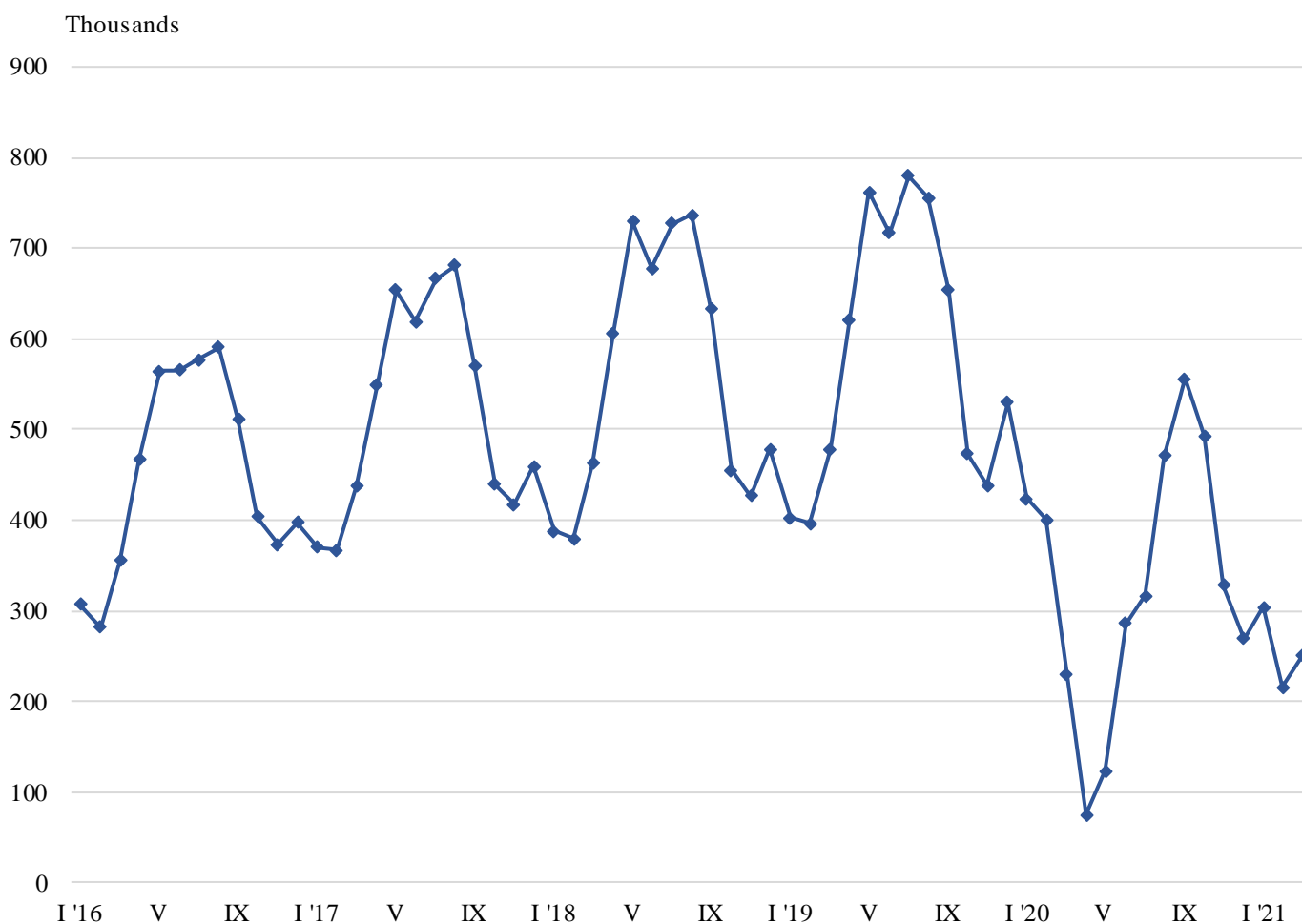


## TRIPS OF BULGARIAN RESIDENTS ABROAD AND ARRIVALS OF VISITORS FROM ABROAD TO BULGARIA<sup>1</sup> IN MARCH 2021

In March 2021, in the conditions of the continuing epidemic situation, **the number of the trips of Bulgarian residents abroad** was 251.5 thousand, or by 9.0% above the registered in March 2020 when the state of emergency first was introduced in the country in connection with the global spread of the COVID-19 (Figure 1).

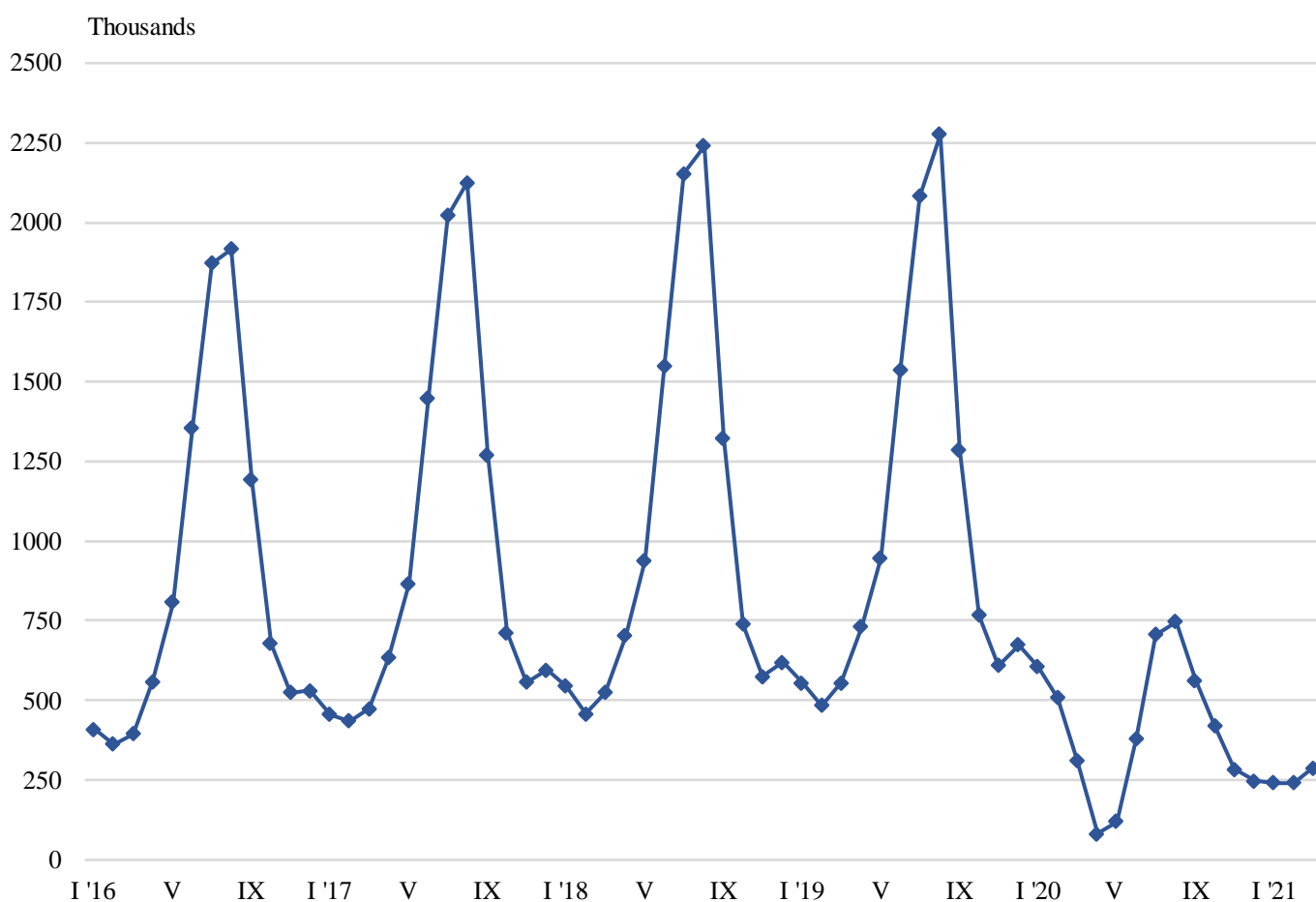
**Figure 1. Trips of Bulgarian residents abroad by months**



<sup>1</sup> Data provided by the Ministry of Interior.

In March 2021, **the number of arrivals of visitors from abroad to Bulgaria** was 287.9 thousand (Annex, Table 1) or by 8.0% less in comparison with March 2020 (Figure 2). A collapse in the trips with ‘holiday and recreation’ purpose - by 56.8%, was registered, while those with ‘others’ (including as guest and passing transit) and ‘professional’ purpose increased - by 13.3% and 1.4%. Transit passes through the country were 58.2% (167.4 thousand) of all visits of foreigners to Bulgaria.

**Figure 2. Arrivals of visitors from abroad to Bulgaria by months**

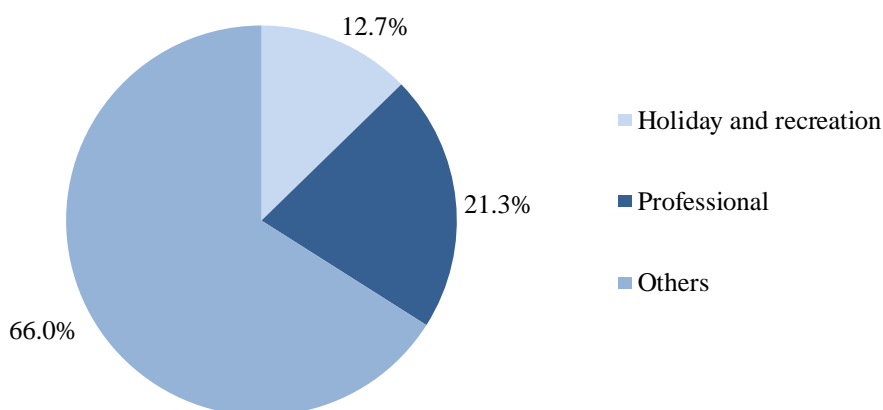


The share of visits of EU citizens was 37.5% of the total number of foreigners’ visits to Bulgaria in March 2021 or by 30.5% less in comparison with the same month of the previous year. A decrease in visits by citizens from Greece - by 65.0%, Spain - by 43.6%, France - by 13.2%, the Netherlands - by 11.7%, Belgium - by 7.4%, Romania - by 2.5%, and others was registered. At the same time, the visits of citizens from the Czechia increased by 85.2%, Austria - by 42.5%, Italy - by 41.1%, Germany - by 26.1%, and others.

The visits of foreigners in the group ‘Other European countries’<sup>1</sup> increased by 15.4%, as the highest increase was observed in the visits of citizens of Turkey - with 34.8%.

In March 2021, the relative share of visits by purpose was as follows: with other purposes - 66.0%, with professional purpose - 21.3%, and with holiday and recreation purpose - 12.7% (Figure 3).

**Figure 3. Structure of visits of foreign citizens to Bulgaria by purpose in March 2021**



<sup>1</sup> Group ‘Other European countries’ includes countries in Europe outside EU.

## Methodological notes

The definitions recommended by the World Tourist Organization and the Methodological manual for tourism by Eurostat are applied by the National Statistical Institute.

In accordance with these definitions, **an international tourist** is any person who travels to a country other than his/her permanent residence for less than a year and whose main purpose is not doing any activity for payment in place visited.

**The purposes of visiting** a country are the following:

- Excursion, holiday or entertainment (visits to cultural or historical landmarks, sport events and other);
- Visiting friends and relatives;
- Professional purposes (business trips, participation in conferences, congresses, concluding deals, and etc.);
- Other (education, medical treatment, and etc.) purposes.

In March 2021, due to the impossibility to conduct the statistical survey at the border checkpoints, all statistical data on the trips of Bulgarians abroad and the visits of foreigners in Bulgaria - total and for the purpose of the trip - were provided to the NSI by the Ministry of Interior.

Annex

Table 1

**Arrivals of visitors from abroad to Bulgaria  
by purpose of visit and country of origin in March 2021**

(Number)

Country of origin	Total	Purpose of visit		
		Holiday and recreation	Professional	Others
<b>Total</b>	<b>287900</b>	<b>36629</b>	<b>61181</b>	<b>190090</b>
<b>EU</b>	<b>108071</b>	<b>18034</b>	<b>18927</b>	<b>71110</b>
Austria	2409	300	126	1983
Belgium	1050	188	168	694
Croatia	1194	202	109	883
Cyprus	223	135	34	54
Czechia	2323	1101	270	952
Denmark	266	139	42	85
Finland	111	55	15	41
France	2195	1078	207	910
Germany	8886	1815	376	6695
Greece	17384	3042	5095	9247
Hungary	2536	116	122	2298
Ireland	140	102	26	12
Italy	2498	1065	542	891
Malta	138	51	27	60
Netherlands	1778	424	217	1137
Poland	7918	338	285	7295
Portugal	180	149	31	-
Romania	53147	6563	10653	35931
Slovakia	709	152	82	475
Slovenia	309	154	77	78
Spain	899	401	197	301
Sweden	579	161	59	359
Other EU countries	1199	303	167	729
<b>Other European countries</b>	<b>147909</b>	<b>15268</b>	<b>35846</b>	<b>96795</b>
Norway	116	54	21	41
Republic of North Macedonia	20594	3386	6725	10483
Russian Federation	1911	218	372	1321
Serbia	22711	2659	8051	12001
Switzerland	554	237	125	192
Turkey	84183	5192	17306	61685
Ukraine	15763	2734	2985	10044
United Kingdom	2077	788	261	1028
<b>Other countries</b>	<b>3467</b>	<b>946</b>	<b>453</b>	<b>2068</b>
Canada	119	50	14	55
Israel	989	827	72	90
Japan	77	26	38	13
USA	2282	43	329	1910
<b>Rest of the world</b>	<b>28453</b>	<b>2381</b>	<b>5955</b>	<b>20117</b>

'-' - No case registered.