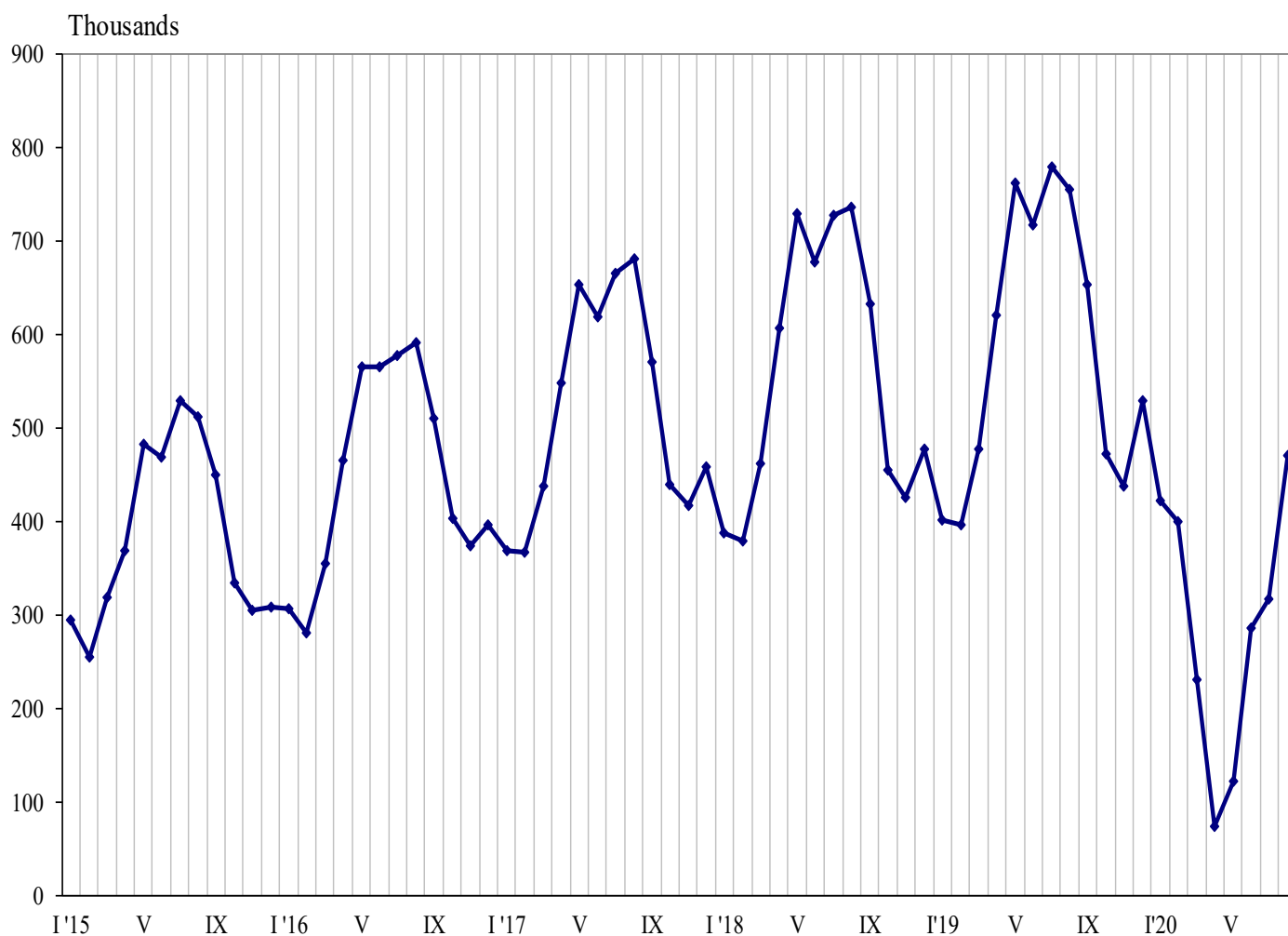


TRIPS OF BULGARIAN RESIDENTS ABROAD AND ARRIVALS OF VISITORS FROM ABROAD TO BULGARIA¹ IN AUGUST 2020

In August 2020, during the continuing epidemic situation in the country, **the number of the trips of Bulgarian residents abroad** was 470.9 thousand, or by 37.7% under the registered in August 2019 (Figure 1).

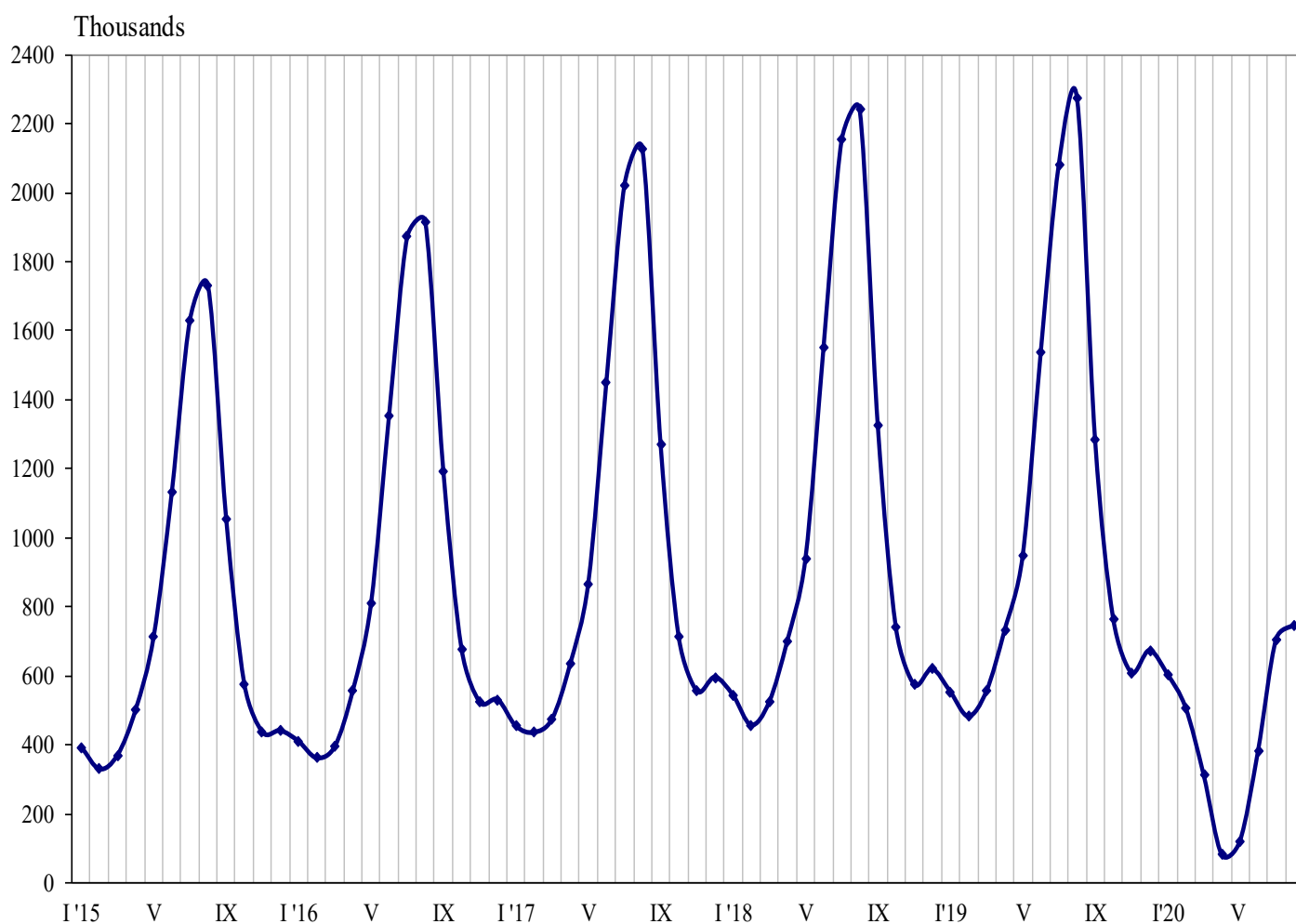
Figure 1. Trips of Bulgarian residents abroad by months



¹ Data provided by the Ministry of Interior.

In August 2020, the number of arrivals of visitors from abroad to Bulgaria was 747.1 thousand (Annex, Table 1) or by 67.9% less in comparison with August 2019 (Figure 2). A collapse in the trips with all observed purposes was registered: ‘holiday and recreation’ - by 81.6%, ‘professional’ - by 60.6% and ‘others’ (including as guest and passing transit) - by 47.6%. Transit passes through the country were 50.4% (376.4 thousand) of all visits of foreigners to Bulgaria.

Figure 2. Arrivals of visitors from abroad to Bulgaria by months



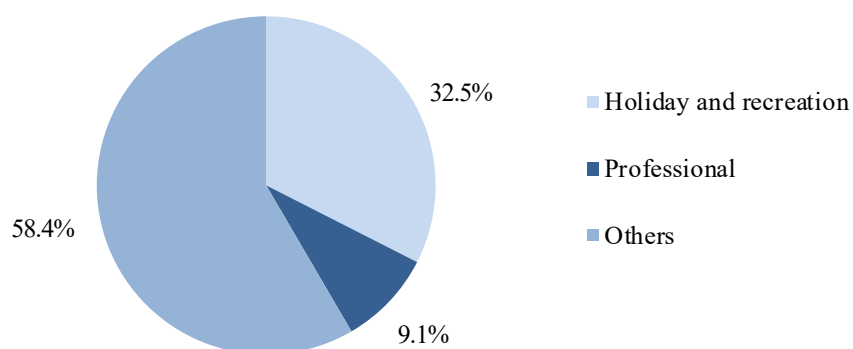
The share of visits of EU citizens was 63.1% of the total number of foreigners’ visits to Bulgaria in August 2020 or by 67.4% less in comparison with the same month of the previous year. A drop in the visits of citizens from all observed countries was registered.

The visits of foreigners in the group ‘Other European countries’¹ decreased by 64.1%.

¹ Group ‘Other European countries’ includes countries in Europe outside EU.

In August 2020, the relative share of visits by purpose was as follows: with other purposes - 58.4%, with holiday and recreation purpose - 32.5%, and with professional purpose - 9.1% (Figure 3).

Figure 3. Structure of visits of foreign citizens to Bulgaria by purpose in August 2020



Methodological notes

The definitions recommended by the World Tourist Organization and the Methodological manual for tourism by Eurostat are applied by the National Statistical Institute.

In accordance with these definitions, **an international tourist** is any person who travels to a country other than his/her permanent residence for less than a year and whose main purpose is not doing any activity for payment in place visited.

The purposes of visiting a country are the following:

- Excursion, holiday or entertainment (visits to cultural or historical landmarks, sport events and other);
- Visiting friends and relatives;
- Professional purposes (business trips, participation in conferences, congresses, concluding deals, and etc.);
- Other (education, medical treatment, and etc.) purposes.

In August 2020, due to the impossibility to conduct the statistical survey at the border checkpoints, all statistical data on the trips of Bulgarians abroad and the visits of foreigners in Bulgaria - total and for the purpose of the trip - were provided to the NSI by the Ministry of Interior.

Annex

Table 1

**Arrivals of visitors from abroad to Bulgaria
by purpose of visit and country of origin in August 2020**

(Number)

Country of origin	Total	Purpose of visit		
		Holiday and recreation	Professional	Others
Total	747079	242468	67840	436771
EU¹	471443	191138	37541	242764
Austria	14310	463	215	13632
Belgium	19388	1898	342	17148
Croatia	1291	279	139	873
Cyprus	318	72	58	188
Czech Republic	21583	10324	4986	6273
Denmark	902	153	137	612
Finland	360	150	52	158
France	35017	6200	595	28222
Germany	97174	23158	5486	68530
Greece	17859	1875	3072	12912
Hungary	5284	2411	634	2239
Ireland	784	372	-	412
Italy	3826	1621	242	1963
Malta	138	67	-	71
Netherlands	21524	926	624	19974
Poland	47796	25311	7696	14789
Portugal	550	358	52	140
Romania	158227	110190	11304	36733
Slovakia	1791	405	107	1279
Slovenia	253	105	51	97
Spain	2267	1255	415	597
Sweden	2962	387	107	2468
United Kingdom	16147	2599	1050	12498
Other EU countries	1692	559	177	956
Other European countries	238546	43343	25471	169732
Norway	456	402	-	54
Republic of North Macedonia	21604	2706	3485	15413
Russian Federation	3267	1429	427	1411
Serbia	25749	2776	5910	17063
Switzerland	2890	1445	-	1445
Turkey	135552	1383	13296	120873
Ukraine	49028	33202	2353	13473
Other countries	5499	3211	267	2021
Canada	389	195	22	172
Israel	2937	2763	33	141
Japan	82	46	12	24
USA	2091	207	200	1684
Rest of the world	31591	4776	4561	22254

¹ Included UK data until the end of the transition period.

'-' - No case registered.