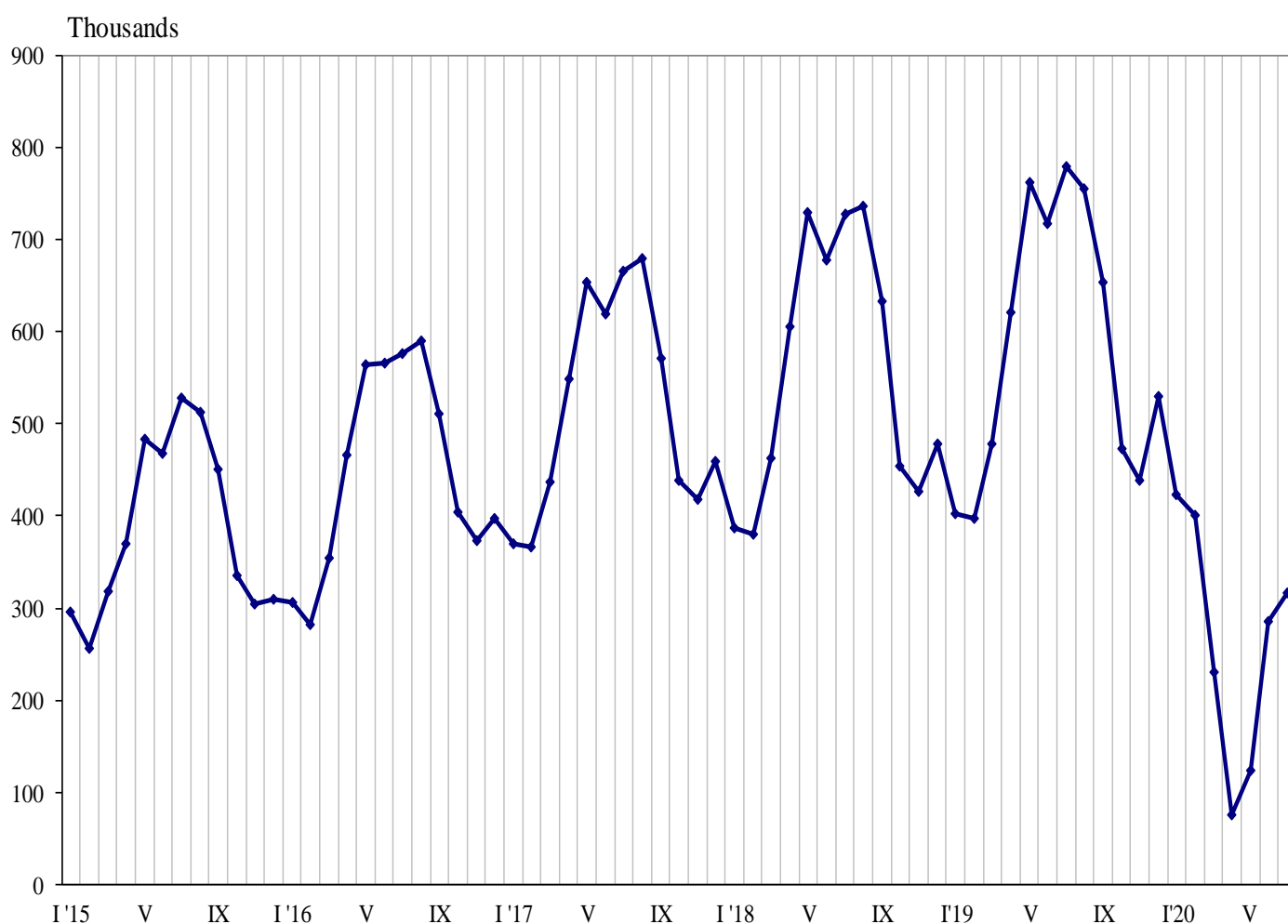


TRIPS OF BULGARIAN RESIDENTS ABROAD AND ARRIVALS OF VISITORS FROM ABROAD TO BULGARIA¹ IN JULY 2020

In July 2020, during the continuing epidemic situation in the country, **the number of the trips of Bulgarian residents abroad** was 316.6 thousand, or by 59.4% under the registered in July 2019 (Figure 1).

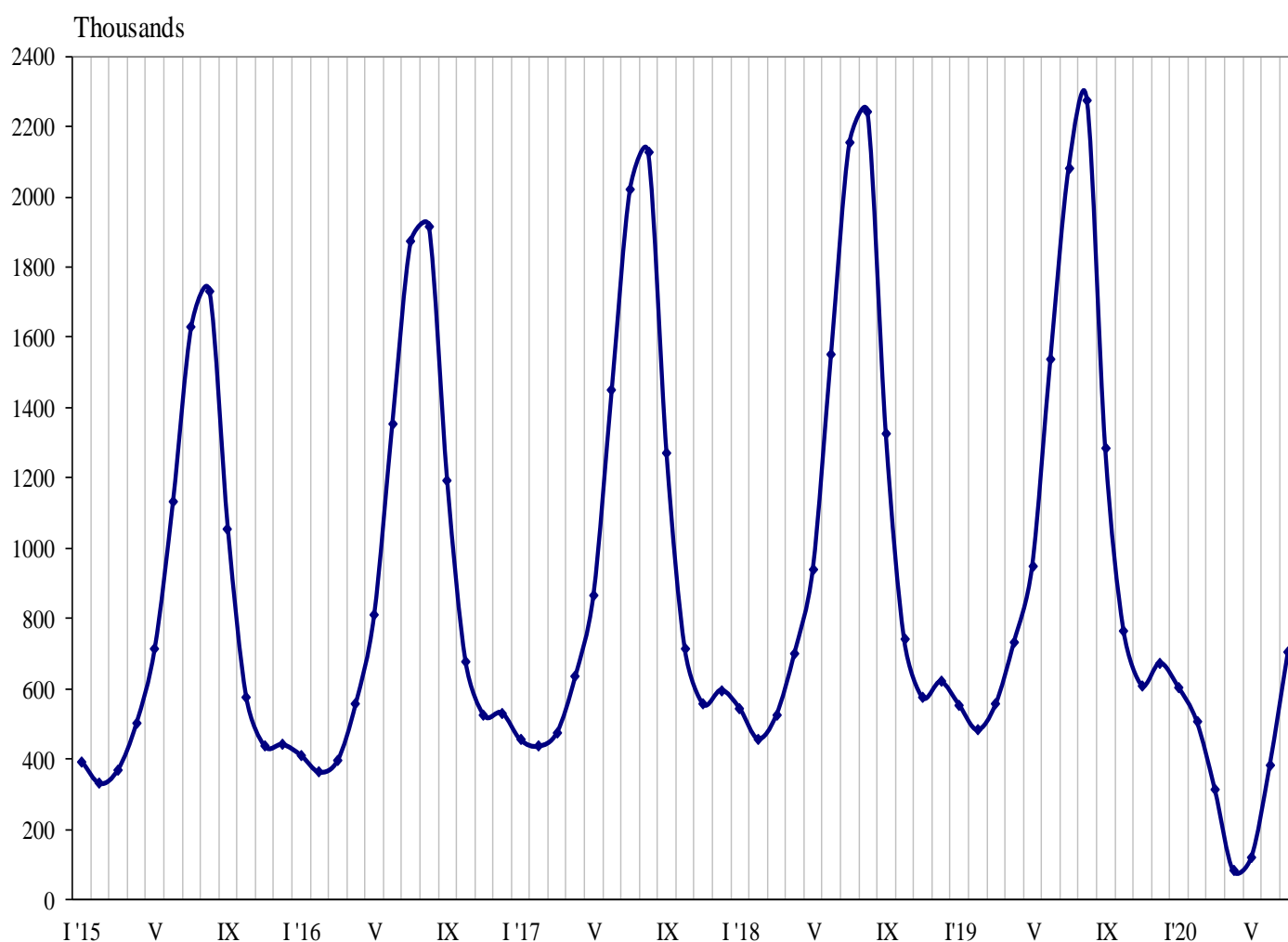
Figure 1. Trips of Bulgarian residents abroad by months



¹ Data provided by the Ministry of Interior.

In July 2020, **the number of arrivals of visitors from abroad to Bulgaria** was 705.6 thousand (Annex, Table 1) or by 66.1% less in comparison with July 2019 (Figure 2). A collapse in the trips with all observed purposes was registered: ‘holiday and recreation’ - by 85.6%, ‘professional’ - by 54.6% and ‘others’ (including as guest and passing transit) - by 39.1%. Transit passes through the country were 56.1% (395.6 thousand) of all visits of foreigners to Bulgaria.

Figure 2. Arrivals of visitors from abroad to Bulgaria by months



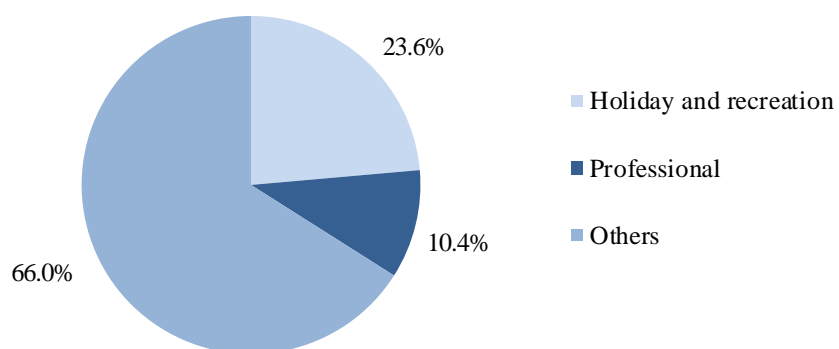
The share of visits of EU citizens was 66.2% of the total number of foreigners’ visits to Bulgaria in July 2020 or by 62.7% less in comparison with the same month of the previous year. A drop in the visits of citizens from all observed countries was registered.

The visits of foreigners in the group ‘Other European countries’¹ decreased by 65.4%.

¹ Group ‘Other European countries’ includes countries in Europe outside EU.

In July 2020, the relative share of visits by purpose was as follows: with other purposes - 66.0%, with holiday and recreation purpose - 23.6%, and with professional purpose - 10.4% (Figure 3).

Figure 3. Structure of visits of foreign citizens to Bulgaria by purpose in July 2020



Methodological notes

The definitions recommended by the World Tourist Organization and the Methodological manual for tourism by Eurostat are applied by the National Statistical Institute.

In accordance with these definitions **an international tourist** is any person who travels to a country other than his/her permanent residence for less than a year and whose main purpose is not doing any activity for payment in place visited.

The purposes of visiting a country are the following:

- Excursion, holiday or entertainment (visits to cultural or historical landmarks, sport events and other);
- Visiting friends and relatives;
- Professional purposes (business trips, participation in conferences, congresses, concluding deals, and etc.);
- Other (education, medical treatment, and etc.) purposes.

In July 2020, due to the impossibility to conduct the statistical survey at the border checkpoints, all statistical data on the trips of Bulgarians abroad and the visits of foreigners in Bulgaria - total and for the purpose of the trip - were provided to the NSI by the Ministry of Interior.

Annex

Table 1

Arrivals of visitors from abroad to Bulgaria
by purpose of visit and country of origin in July 2020

(Number)

Country of origin	Total	Purpose of visit		
		Holiday and recreation	Professional	Others
Total	705599	166766	73319	465514
EU¹	467304	126101	43660	297543
Austria	11925	570	293	11062
Belgium	19571	1516	738	17317
Croatia	1242	76	263	903
Cyprus	402	83	-	319
Czech Republic	21674	8670	2167	10837
Denmark	2542	846	-	1696
Finland	496	99	51	346
France	24522	3253	221	21048
Germany	99278	24836	1298	73144
Greece	29223	2237	3169	23817
Hungary	8465	516	1795	6154
Ireland	784	281	-	503
Italy	5173	1552	1057	2564
Malta	69	15	-	54
Netherlands	20513	1867	517	18129
Poland	47898	18262	8400	21236
Portugal	388	205	-	183
Romania	149108	58313	20823	69972
Slovakia	2236	213	306	1717
Slovenia	437	149	-	288
Spain	2037	594	513	930
Sweden	2679	264	-	2415
United Kingdom	13821	774	1686	11361
Other EU countries	2821	910	363	1548
Other European countries	212670	37959	25137	149574
Norway	576	74	23	479
Republic of North Macedonia	6819	385	3261	3173
Russian Federation	3442	1564	551	1327
Serbia	49789	19026	5274	25489
Switzerland	3303	543	229	2531
Turkey	121667	915	13048	107704
Ukraine	27074	15452	2751	8871
Other countries	3378	328	274	2776
Canada	247	87	16	144
Israel	172	68	39	65
Japan	49	26	4	19
USA	2910	147	215	2548
Rest of the world	22247	2378	4248	15621

¹ Included UK data until the end of the transition period.

'-' - No case registered.