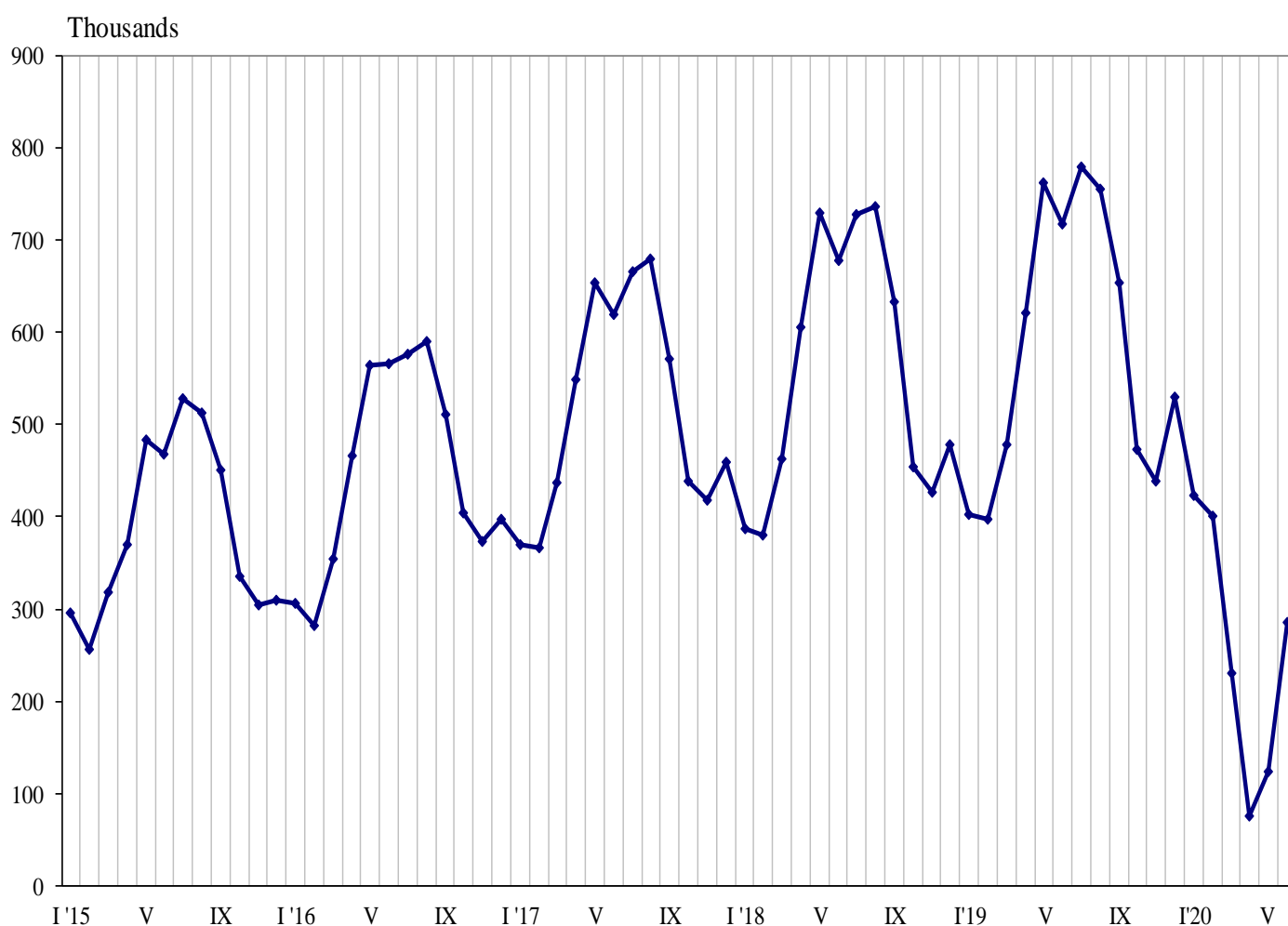


## TRIPS OF BULGARIAN RESIDENTS ABROAD AND ARRIVALS OF VISITORS FROM ABROAD TO BULGARIA<sup>1</sup> IN JUNE 2020

In June 2020, during the continuing epidemic situation in the country, **the number of the trips of Bulgarian residents abroad** was 286.1 thousand, or by 60.1% under the registered in June 2019 (Figure 1).

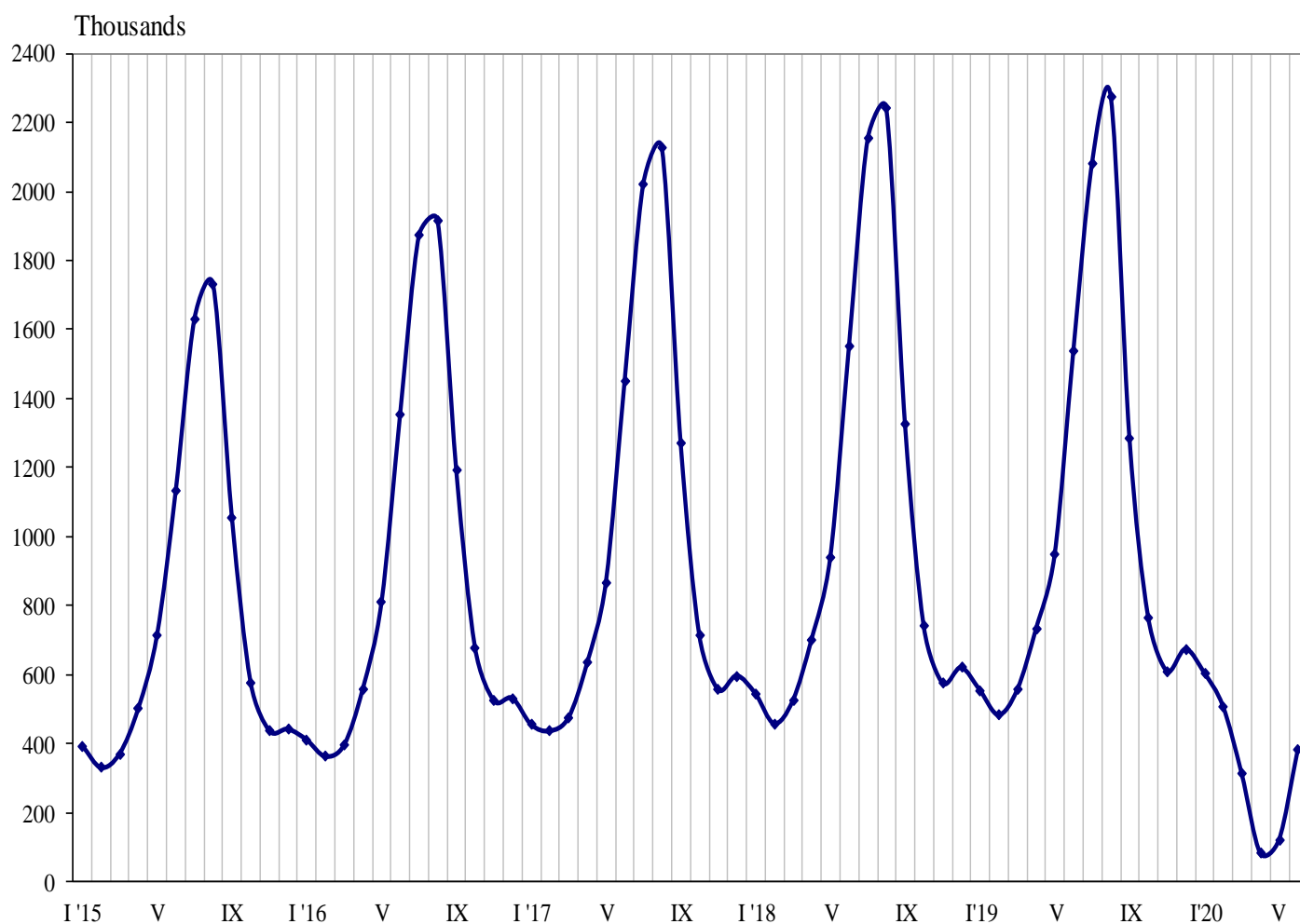
**Figure 1. Trips of Bulgarian residents abroad by months**



<sup>1</sup> Data provided by the Ministry of Interior.

In June 2020, **the number of arrivals of visitors from abroad to Bulgaria** was 380.7 thousand (Annex, Table 1) or by 75.2% less in comparison with June 2019 (Figure 2). A collapse in the trips with all observed purposes was registered: ‘holiday and recreation’ - by 94.6%, ‘professional’ - by 76.1% and ‘others’ (including as guest and passing transit) - by 47.9%. Transit passes through the country were 70.1% (266.8 thousand) of all visits of foreigners to Bulgaria.

**Figure 2. Arrivals of visitors from abroad to Bulgaria by months**



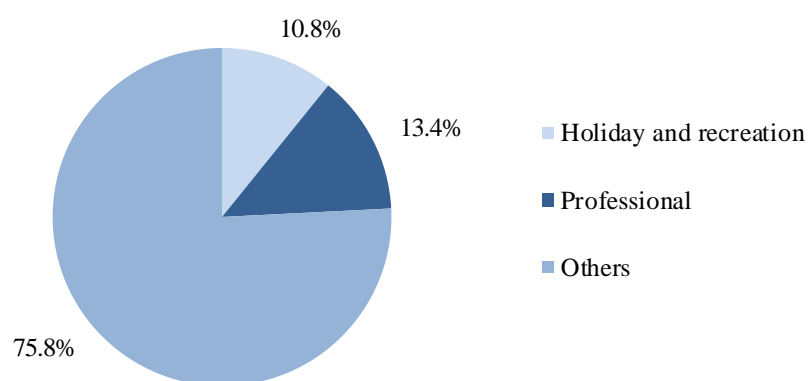
The share of visits of EU citizens was 58.1% of the total number of foreigners’ visits to Bulgaria in June 2020 or by 74.3% less in comparison with the same month of the previous year. A drop in the visits of citizens from all observed countries was registered.

The visits of foreigners in the group ‘Other European countries’<sup>1</sup> decreased by 70.7%.

<sup>1</sup> Group ‘Other European countries’ includes countries in Europe outside EU.

In June 2020, the relative share of visits by purpose was as follows: with other purposes - 75.8%, followed by the trips with professional purpose - 13.4%, and with holiday and recreation purpose - 10.8% (Figure 3).

**Figure 3. Structure of visits of foreign citizens to Bulgaria by purpose in June 2020**



## Methodological notes

The definitions recommended by the World Tourist Organization and the Methodological manual for tourism by Eurostat are applied by the National Statistical Institute.

In accordance with these definitions **an international tourist** is any person who travels to a country other than his/her permanent residence for less than a year and whose main purpose is not doing any activity for payment in place visited.

**The purposes of visiting** a country are the following:

- Excursion, holiday or entertainment (visits to cultural or historical landmarks, sport events and other);
- Visiting friends and relatives;
- Professional purposes (business trips, participation in conferences, congresses, concluding deals, and etc.);
- Other (education, medical treatment, and etc.) purposes.

In June 2020, due to the impossibility to conduct the statistical survey at the border checkpoints, all statistical data on the trips of Bulgarians abroad and the visits of foreigners in Bulgaria - total and for the purpose of the trip - were provided to the NSI by the Ministry of Interior.

Annex

Table 1

**Arrivals of visitors from abroad to Bulgaria  
by purpose of visit and country of origin in June 2020**

(Number)

Country of origin	Total	Purpose of visit		
		Holiday and recreation	Professional	Others
<b>Total</b>	<b>380673</b>	<b>41240</b>	<b>51088</b>	<b>288345</b>
<b>EU<sup>1</sup></b>	<b>221103</b>	<b>19789</b>	<b>23381</b>	<b>177933</b>
Austria	3750	274	394	3082
Belgium	4620	157	124	4339
Croatia	1153	77	115	961
Cyprus	368	-	64	304
Czech Republic	2837	525	310	2002
Denmark	573	82	45	446
Finland	264	68	32	164
France	4446	438	516	3492
Germany	27502	3606	963	22933
Greece	40491	3322	5227	31942
Hungary	5151	331	211	4609
Ireland	210	53	-	157
Italy	3825	214	813	2798
Malta	3	-	3	-
Netherlands	4281	133	536	3612
Poland	8846	472	571	7803
Portugal	194	-	94	100
Romania	101830	9254	12313	80263
Slovakia	1082	50	167	865
Slovenia	382	180	11	191
Spain	760	196	115	449
Sweden	1310	31	84	1195
United Kingdom	5945	326	298	5321
Other EU countries	1280	-	375	905
<b>Other European countries</b>	<b>142649</b>	<b>20620</b>	<b>24190</b>	<b>97839</b>
Norway	251	63	-	188
Republic of North Macedonia	5989	186	2991	2812
Russian Federation	1822	236	534	1052
Serbia	53924	19347	5477	29100
Switzerland	1092	182	94	816
Turkey	71613	428	12828	58357
Ukraine	7958	178	2266	5514
<b>Other countries</b>	<b>2625</b>	<b>118</b>	<b>123</b>	<b>2384</b>
Canada	49	12	7	30
Israel	75	15	13	47
Japan	15	3	5	7
USA	2486	88	98	2300
<b>Rest of the world</b>	<b>14296</b>	<b>713</b>	<b>3394</b>	<b>10189</b>

<sup>1</sup> Included UK data until the end of the transition period.

'-' - No case registered.