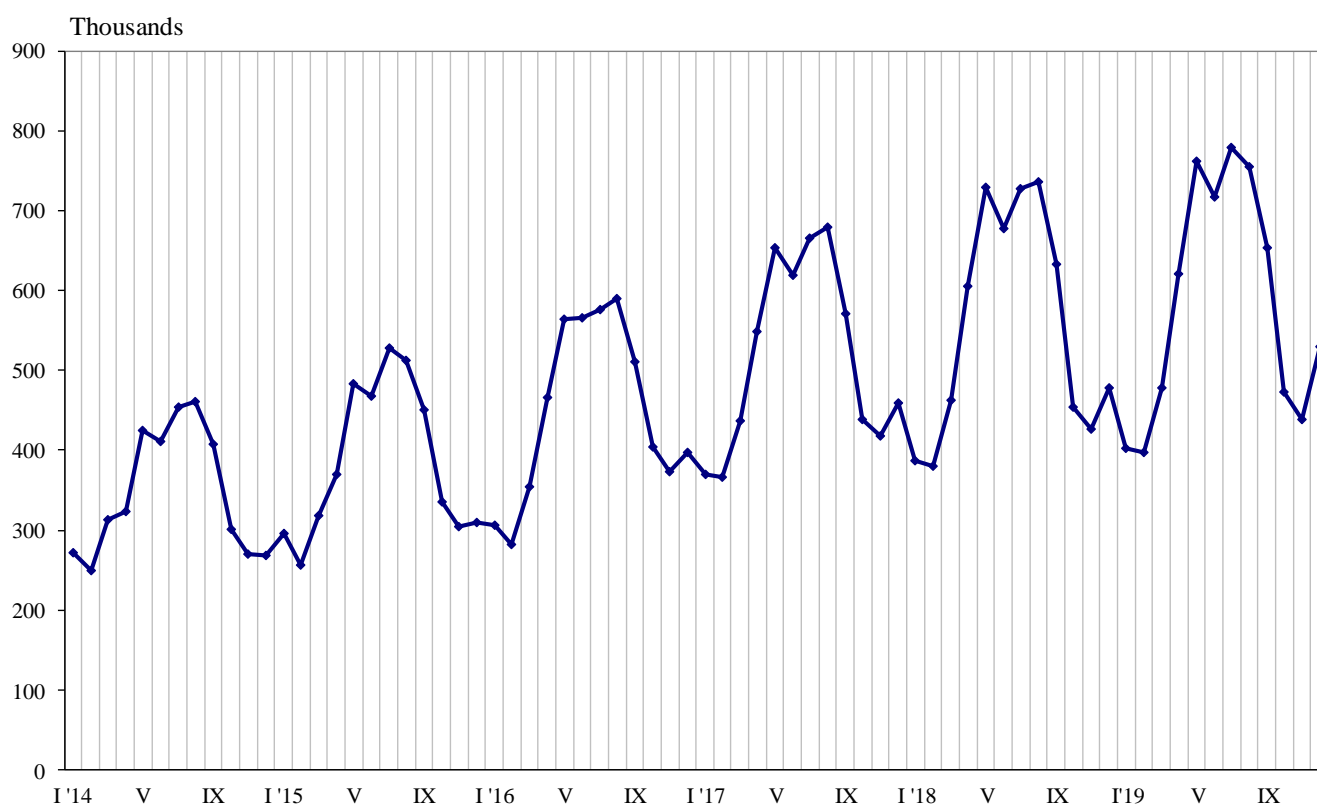


TRIPS OF BULGARIAN RESIDENTS ABROAD AND ARRIVALS OF VISITORS FROM ABROAD TO BULGARIA IN DECEMBER 2019

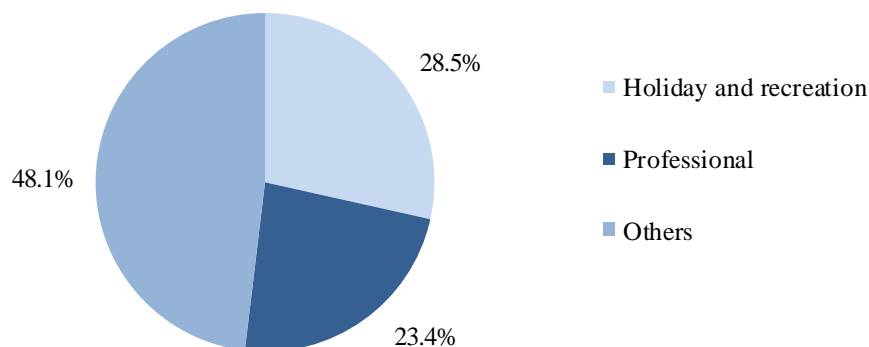
In December 2019, **the number of the trips of Bulgarian residents abroad** was 529.3 thousand (Annex, Table 1) or by 10.6% above the registered in December 2018 (Figure 1). In comparison with the same month of the previous year, an increase was observed in the total number of the trips of Bulgarians to: Serbia - by 28.6%, Romania - by 16.5%, Turkey - by 15.9%, Germany - by 12.9%, Republic of North Macedonia - by 8.2%, Greece - by 2.8%, and etc. At the same time decreased the trips to: France - by 6.3%, Sweden - by 4.3%, Slovenia - by 2.4%, and etc.

Figure 1. Trips of Bulgarian residents abroad by months



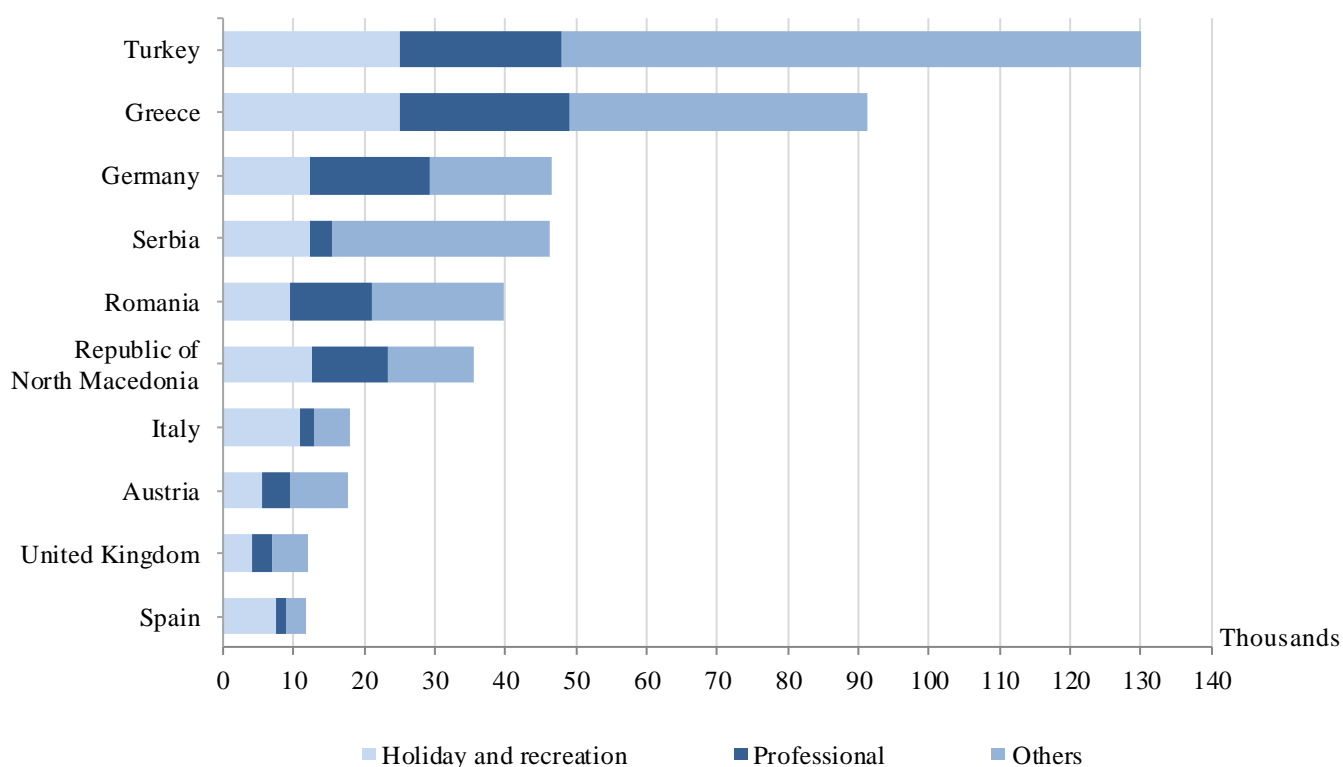
In comparison with December 2018, an increase in the trips with all observed purposes was registered: 'holiday and recreation' - by 14.4%, 'professional' - by 12.6%, and 'others' - by 7.6%. The trips with other purposes (as a guest, education and visit the cultural and sport events) in December 2019 composed the greatest share of the total number of trips of Bulgarian residents abroad - 48.1%, followed by those with holiday and recreation purposes - 28.5%, and with professional purpose - 23.4% (Figure 2).

Figure 2. Structure of the trips of Bulgarian residents abroad by purpose of visit in December 2019



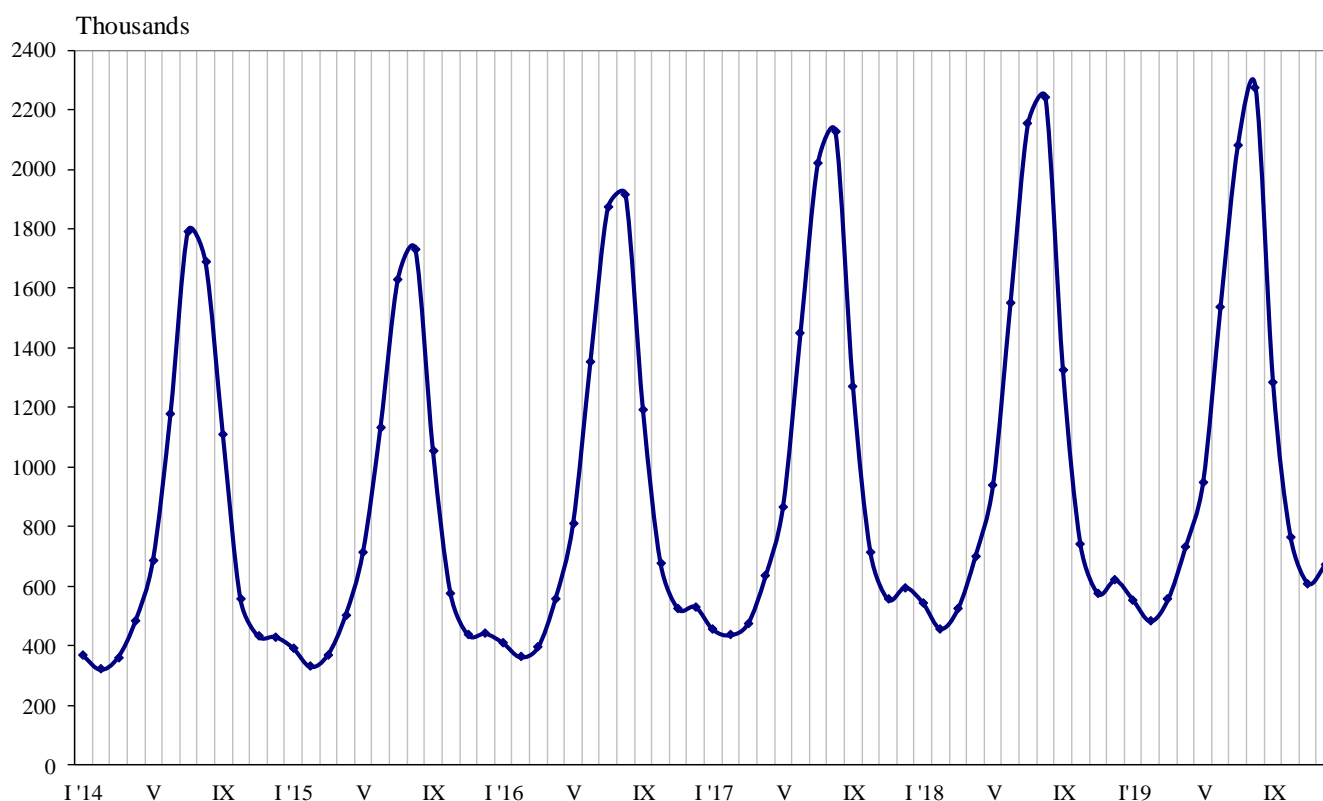
In December 2019 most trips of Bulgarian citizens were made to: Turkey - 130.1 thousand, Greece - 91.3 thousand, Germany - 46.6 thousand, Serbia - 46.4 thousand, Romania - 39.9 thousand, Republic of North Macedonia - 35.5 thousand, Italy - 18.1 thousand, Austria - 17.7 thousand, the United Kingdom - 12.1 thousand, Spain - 11.8 thousand (Figure 3).

Figure 3. Top foreign destinations for Bulgarian residents by purpose of visit in December 2019



In December 2019, **the number of arrivals of visitors from abroad to Bulgaria** was 673.4 thousand (Annex, Table 2) or by 8.6% more in comparison with December 2018 (Figure 4). An increase in the trips with all observed purposes was registered: ‘others’ (including as guest and passing transit) - by 9.9%, ‘professional’ - by 8.0% and ‘holiday and recreation’ - by 7.3%. Transit passes through the country were 28.8% (194.1 thousand) of all visits of foreigners to Bulgaria.

Figure 4. Arrivals of visitors from abroad to Bulgaria by months



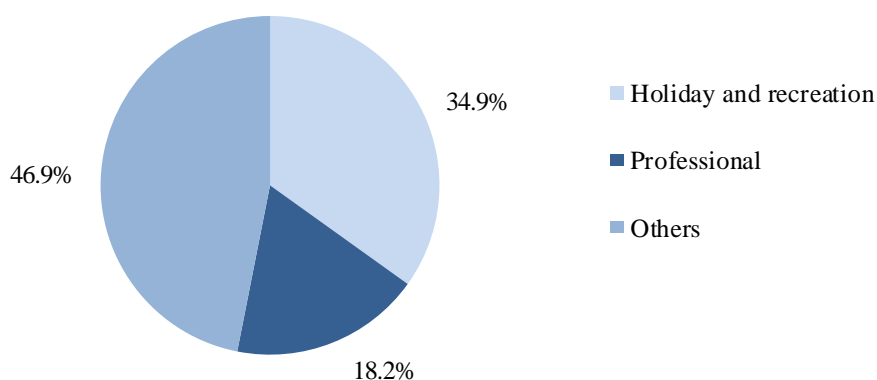
The share of visits of EU citizens was 55.4% of the total number of foreigners’ visits to Bulgaria in December 2019 or by 6.4% more in comparison with the same month of the previous year. An increase was registered in the visits of citizens from the United Kingdom - by 37.3%, Italy - by 13.9%, Austria - by 11.5%, Greece - by 5.7%, Romania - by 4.9%, and etc. At the same time decreased the visits from Czech Republic - by 14.4%, Slovakia - by 10.5%, Belgium - by 6.1%, Germany - by 2.1%, and etc.

The visits of foreigners in the group ‘Other European countries’¹ increased by 11.9%, as the highest increase was observed in the visits of citizens of Turkey - by 19.3%.

In December 2019, the predominant share of the visits with other purposes was 46.9%, followed by trips with holiday and recreation purpose - 34.9%, and with professional purpose - 18.2% (Figure 5).

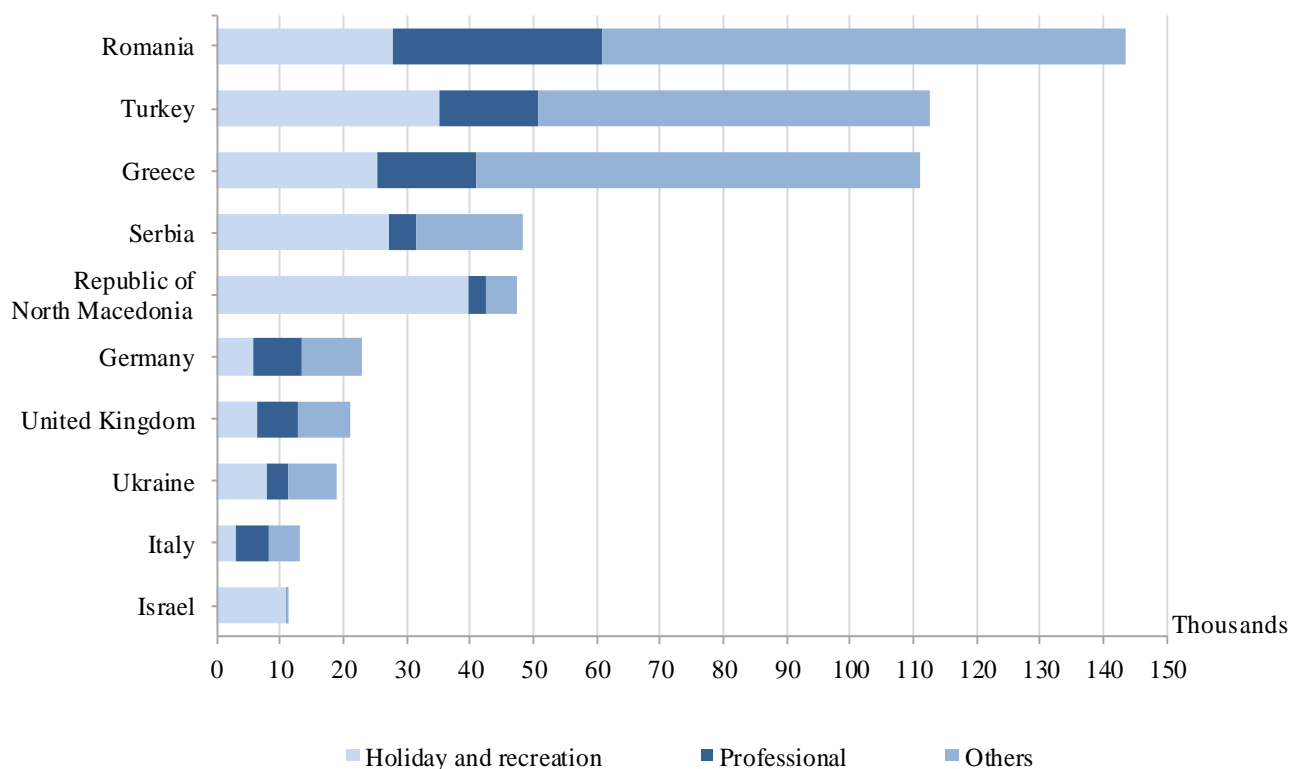
¹ Group ‘Other European countries’ includes countries in Europe outside EU.

Figure 5. Structure of visits of foreign citizens to Bulgaria by purpose in December 2019



In December 2019 the most visits to Bulgaria were from: Romania - 143.5 thousand, Turkey - 112.6 thousand, Greece - 111.0 thousand, Serbia - 48.4 thousand, Republic of North Macedonia - 47.4 thousand, Germany - 22.9 thousand, the United Kingdom - 20.9 thousand, Ukraine - 18.9 thousand, Italy - 13.0 thousand, Israel - 11.1 thousand (Figure 6).

Figure 6. Top visits by foreigners to Bulgaria by country of residence and purpose in December 2019



Methodological notes

The definitions recommended by the World Tourist Organization and the Methodological manual for tourism by Eurostat are applied by the National Statistical Institute.

In accordance with these definitions **an international tourist** is any person who travels to a country other than his/her permanent residence for less than a year and whose main purpose is not doing any activity for payment in place visited.

The purposes of visiting a country are the following:

- Excursion, holiday or entertainment (visits to cultural or historical landmarks, sport events and other);
- Visiting friends and relatives;
- Professional purposes (business trips, participation in conferences, congresses, concluding deals, and etc.);
- Other (education, medical treatment, and etc.) purposes.

Statistical data on the trips of Bulgarian citizens travelling abroad and visits by foreigners to Bulgaria are obtained on the basis of monthly information received from the Ministry of Interior and sample survey of the National Statistical Institute among Bulgarian and foreign citizens passing through border check points.

Data on the number of the trips of the citizens of the European Union are estimated on the basis of the information obtained from the Ministry of Interior and the airport authorities. Data on the number of citizens from 'third countries' are obtained directly from the Ministry of Interior.

Data on the purposes of the trips are obtained on the basis of the NSI's regular monthly sample survey of passing Bulgarian and foreign citizens through the border check points.

Annex

Table 1

**Trips of Bulgarian residents abroad by purpose of visit
and country of destination in December 2019**

Country of destination	Total	Purpose of visit		
		Holiday and recreation	Professional	Others
				(Number)
Total	529298	150877	123952	254469
EU	300525	93470	83497	123558
Austria	17702	5532	4057	8113
Belgium	11057	1687	3186	6184
Croatia	2150	1323	827	-
Cyprus	834	168	313	353
Czech Republic	6898	2029	4463	406
Denmark	1534	819	-	715
Finland	521	280	241	-
France	5122	1943	1060	2119
Germany	46570	12355	17015	17200
Greece	91272	25222	23963	42087
Hungary	8970	3588	1372	4010
Ireland	1075	748	-	327
Italy	18084	10850	2110	5124
Malta	450	360	90	-
Netherlands	5515	1691	1986	1838
Poland	6656	1739	2451	2466
Portugal	522	179	117	226
Romania	39855	9461	11473	18921
Slovakia	3333	926	833	1574
Slovenia	3946	573	1973	1400
Spain	11808	7414	1373	3021
Sweden	2674	179	891	1604
United Kingdom	12131	4086	2809	5236
Other EU countries	1846	318	894	634
Other European countries	217864	51866	38301	127697
Norway	606	167	318	121
Republic of North Macedonia	35508	12503	10806	12199
Russian Federation	2892	1018	573	1301
Serbia	46358	12362	3060	30936
Switzerland	1223	399	474	350
Turkey	130075	25052	22952	82071
Ukraine	1202	365	118	719
Other countries	1871	594	245	1032
Canada	227	103	-	124
Israel	1080	372	112	596
USA	564	119	133	312
Rest of the world	9038	4947	1909	2182

Table 2

**Arrivals of visitors from abroad to Bulgaria
by purpose of visit and country of origin in December 2019**

(Number)

Country of origin	Total	Purpose of visit		
		Holiday and recreation	Professional	Others
Total	673363	234963	122636	315764
EU	372935	85245	88230	199460
Austria	10434	2580	4376	3478
Belgium	4123	583	1385	2155
Croatia	2122	1105	705	312
Cyprus	1775	389	648	738
Czech Republic	3836	1918	1006	912
Denmark	763	286	147	330
Finland	397	168	123	106
France	7099	1035	2882	3182
Germany	22860	5748	7560	9552
Greece	110966	25360	15591	70015
Hungary	3890	1502	778	1610
Ireland	1794	598	108	1088
Italy	13024	2925	5249	4850
Malta	382	382	-	-
Netherlands	3823	956	1593	1274
Poland	8374	1913	3684	2777
Portugal	882	394	205	283
Romania	143506	27938	32766	82802
Slovakia	3583	974	436	2173
Slovenia	681	291	118	272
Spain	4455	1025	1281	2149
Sweden	1369	328	269	772
United Kingdom	20938	6398	6427	8113
Other EU countries	1859	449	893	517
Other European countries	238688	117222	27439	94027
Norway	440	277	163	-
Republic of North Macedonia	47443	39732	2925	4786
Russian Federation	9599	6772	612	2215
Serbia	48416	27144	4423	16849
Switzerland	1337	418	365	554
Turkey	112577	34982	15625	61970
Ukraine	18876	7897	3326	7653
Other countries	16160	14529	701	930
Canada	600	458	39	103
Israel	11126	10778	171	177
Japan	561	439	57	65
USA	3873	2854	434	585
Rest of the world	45580	17967	6266	21347