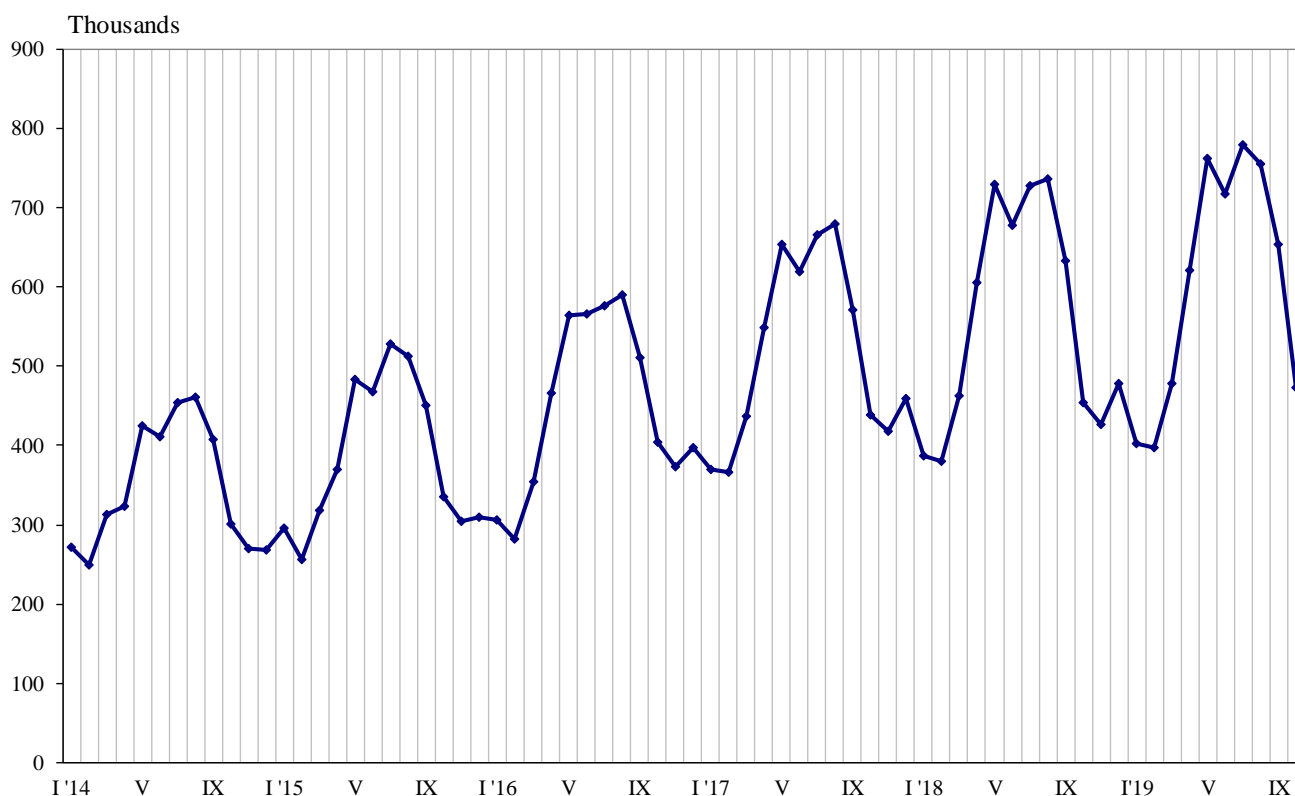




TRIPS OF BULGARIAN RESIDENTS ABROAD AND ARRIVALS OF VISITORS FROM ABROAD TO BULGARIA IN OCTOBER 2019

In October 2019, **the number of the trips of Bulgarian residents abroad** was 473.3 thousand (Annex, Table 1) or by 4.1% above the registered in October 2018 (Figure 1). In comparison with the same month of the previous year, an increase was observed in the total number of the trips of Bulgarians to: Serbia - by 12.1%, Turkey - by 9.0%, Republic of North Macedonia - by 5.3%, Germany - by 4.7%, Austria - by 4.1%, Romania - by 3.7%, Greece - by 0.2%, and etc. At the same time decreased the trips to: Hungary - by 9.0%, France - by 4.6%, Italy - by 1.5%, Belgium - by 0.6%, and etc.

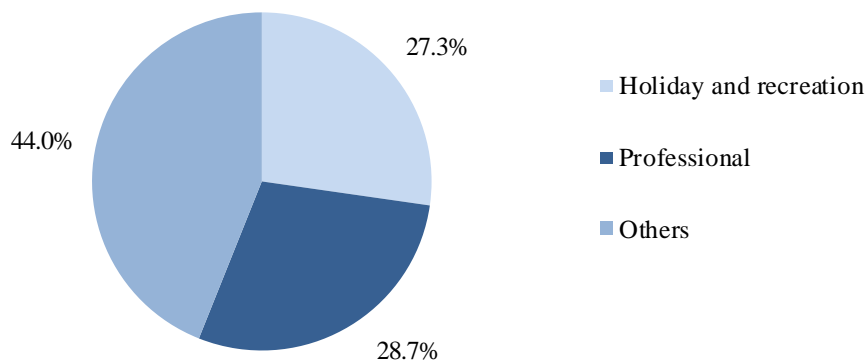
Figure 1. Trips of Bulgarian residents abroad by months



In comparison with October 2018, an increase in the trips with all observed purposes was registered: 'holiday and recreation' - by 8.1%, 'professional' - by 2.8%, and 'others' - by 2.6%. The trips with other purposes (as a guest, education and visit the cultural and sport events) in October 2019 composed the greatest share of the total number of trips of Bulgarian residents abroad - 44.0%, followed by those with professional purpose - 28.7%, and with holiday and recreation purposes - 27.3% (Figure 2).

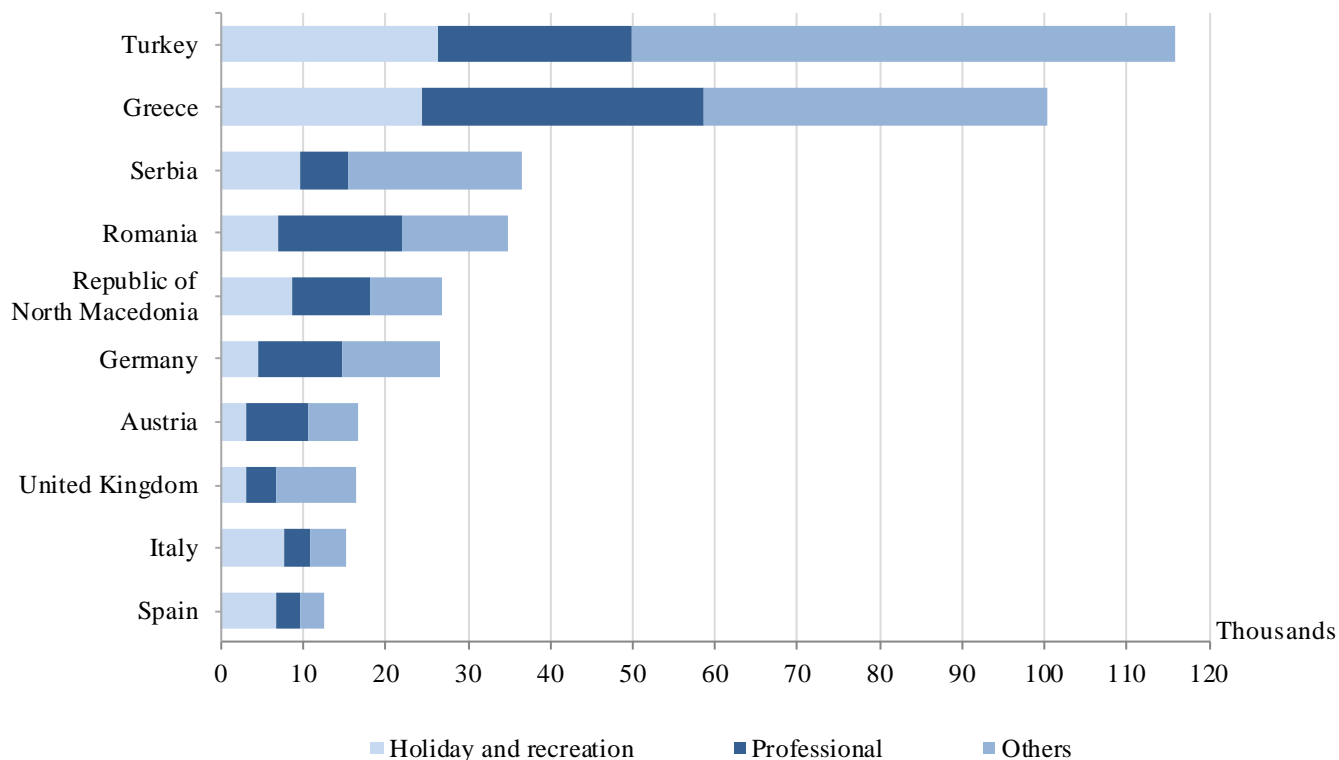


Figure 2. Structure of the trips of Bulgarian residents abroad by purpose of visit in October 2019



In October 2019 most trips of Bulgarian citizens were made to: Turkey - 115.9 thousand, Greece - 100.4 thousand, Serbia - 36.5 thousand, Romania - 34.9 thousand, Republic of North Macedonia - 26.6 thousand, Germany - 26.6 thousand, Austria - 16.6 thousand, the United Kingdom - 16.3 thousand, Italy - 15.1 thousand, Spain - 12.6 thousand (Figure 3).

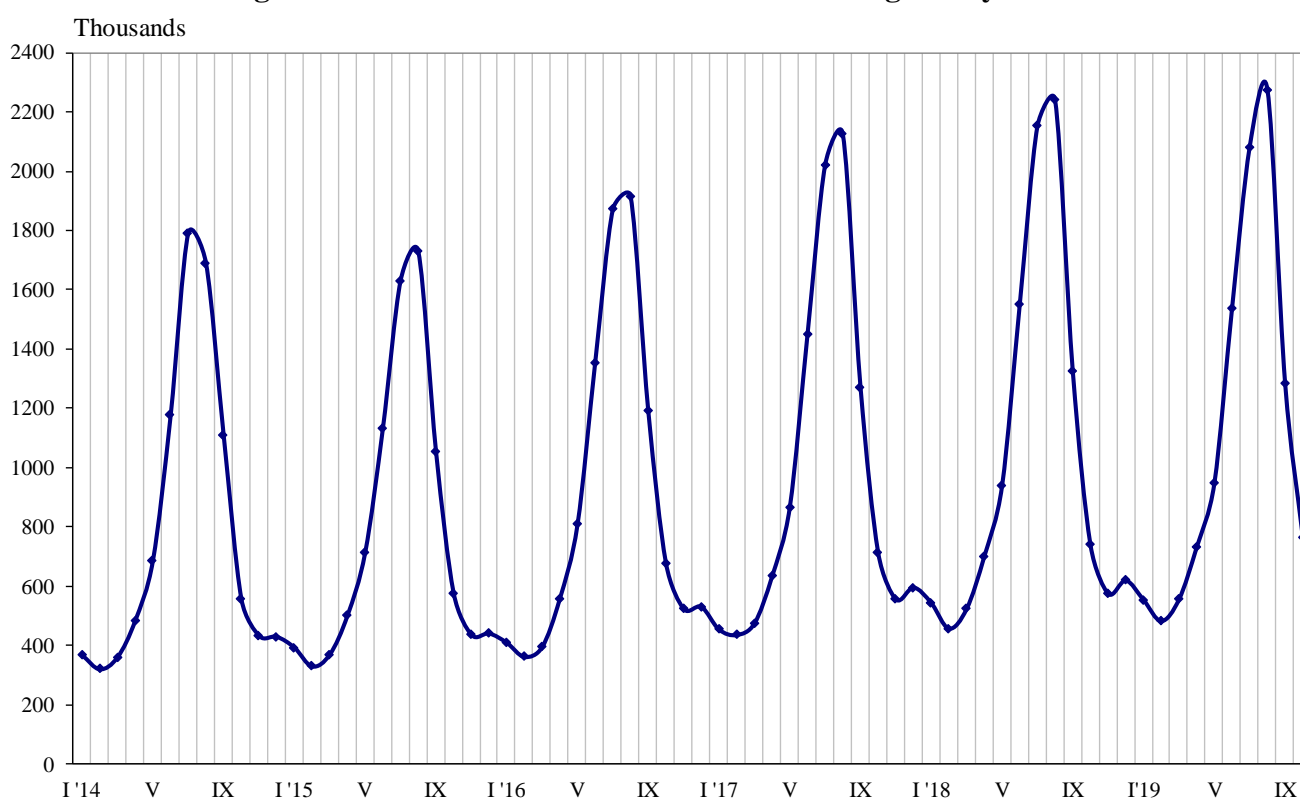
Figure 3. Top foreign destinations for Bulgarian residents by purpose of visit in October 2019





In October 2019, **the number of arrivals of visitors from abroad to Bulgaria** was 766.4 thousand (Annex, Table 2) or by 3.7% more in comparison with October 2018 (Figure 4). An increase in the trips with all observed purposes was registered: ‘holiday and recreation’ - by 6.4%, ‘others’ (including as guest and passing transit) - by 2.2% and ‘professional’ - by 2.2%. Transit passes through the country were 28.8% (220.4 thousand) of all visits of foreigners to Bulgaria.

Figure 4. Arrivals of visitors from abroad to Bulgaria by months



The share of visits of EU citizens was 52.2% of the total number of foreigners’ visits to Bulgaria in October 2019 or by 2.6% less in comparison with the same month of the previous year. A decrease was registered in the visits of citizens from Poland - by 32.7%, Italy - by 19.7%, the Netherlands - by 11.7%, Belgium - by 10.9%, Germany - by 7.1%, and etc. At the same time increased the visits from the United Kingdom - by 10.2%, Austria - by 8.2%, Greece - by 3.2%, Romania - by 1.5%, and etc.

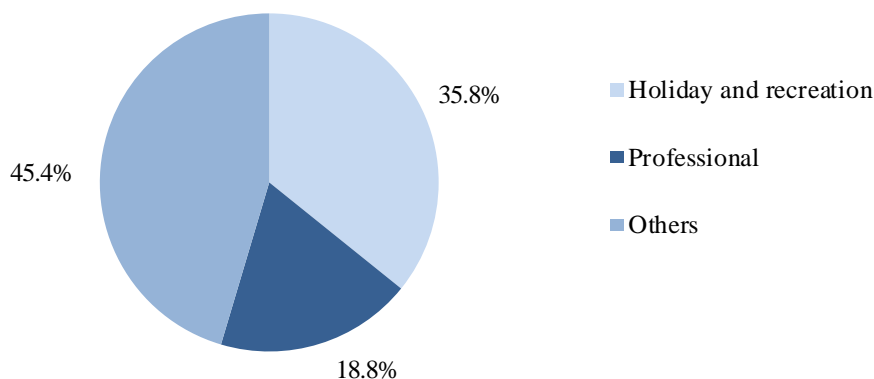
The visits of foreigners in the group ‘Other European countries’¹ increased by 9.8%, as the highest increase was observed in the visits of citizens of Turkey - by 17.8%.

In October 2019, the predominant share of the visits with other purposes was 45.4%, followed by trips with holiday and recreation purpose - 35.8%, and with professional purpose - 18.8% (Figure 5).

¹ Group ‘Other European countries’ includes countries in Europe outside EU.

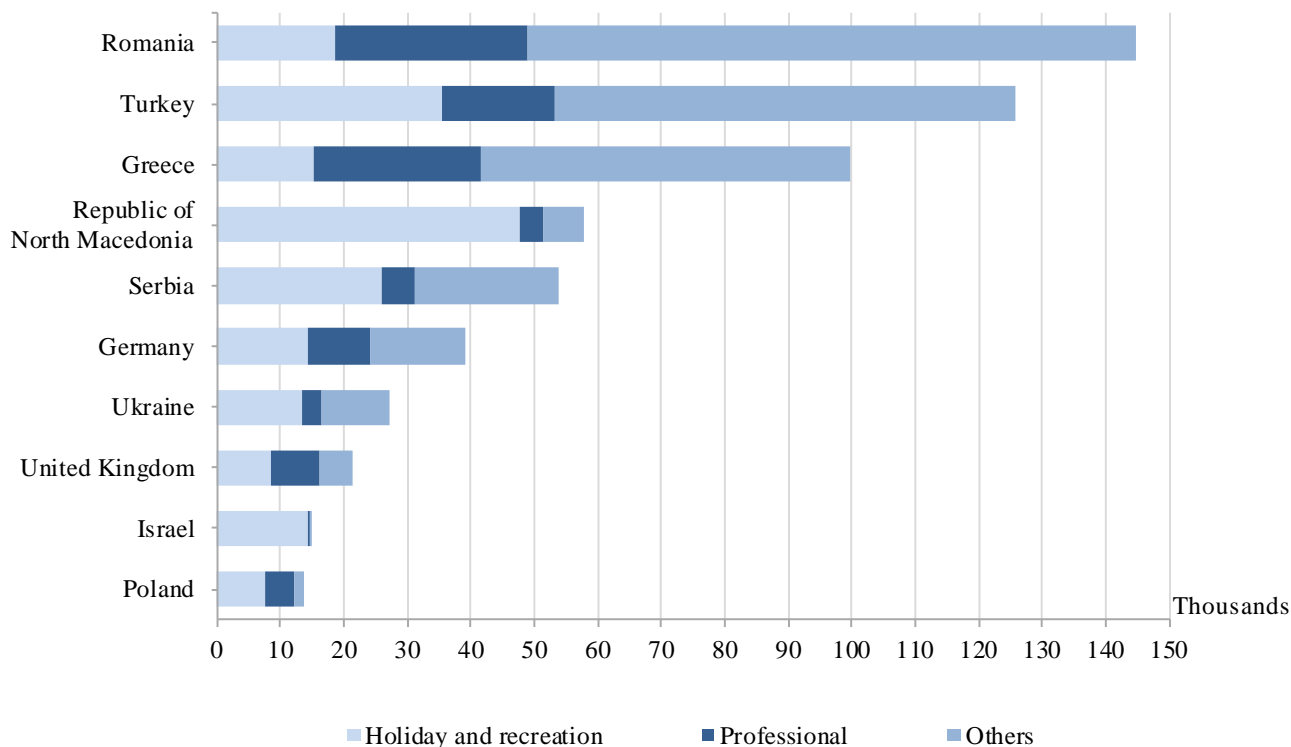


Figure 5. Structure of visits of foreign citizens to Bulgaria by purpose in October 2019



In October 2019 the most visits to Bulgaria were from: Romania - 144.8 thousand, Turkey - 125.8 thousand, Greece - 99.7 thousand, Republic of North Macedonia - 57.9 thousand, Serbia - 53.9 thousand, Germany - 39.1 thousand, Ukraine - 27.1 thousand, the United Kingdom - 21.3 thousand, Israel - 14.8 thousand, Poland - 13.6 thousand (Figure 6).

Figure 6. Top visits by foreigners to Bulgaria by country of residence and purpose in October 2019





Methodological notes

The definitions recommended by the World Tourist Organization and the Methodological manual for tourism by Eurostat are applied by the National Statistical Institute.

In accordance with these definitions **an international tourist** is any person who travels to a country other than his/her permanent residence for less than a year and whose main purpose is not doing any activity for payment in place visited.

The purposes of visiting a country are the following:

- Excursion, holiday or entertainment (visits to cultural or historical landmarks, sport events and other);
- Visiting friends and relatives;
- Professional purposes (business trips, participation in conferences, congresses, concluding deals, and etc.);
- Other (education, medical treatment, and etc.) purposes.

Statistical data on the trips of Bulgarian citizens travelling abroad and visits by foreigners to Bulgaria are obtained on the basis of monthly information received from the Ministry of Interior and sample survey of the National Statistical Institute among Bulgarian and foreign citizens passing through border check points.

Data on the number of the trips of the citizens of the European Union are estimated on the basis of the information obtained from the Ministry of Interior and the airport authorities. Data on the number of citizens from 'third countries' are obtained directly from the Ministry of Interior.

Data on the purposes of the trips are obtained on the basis of the NSI's regular monthly sample survey of passing Bulgarian and foreign citizens through the border check points.



Annex

Table 1

**Trips of Bulgarian residents abroad by purpose of visit
and country of destination in October 2019**

(Number)

Country of destination	Total	Purpose of visit		
		Holiday and recreation	Professional	Others
Total	473259	129051	136112	208096
EU	279613	79362	91467	108784
Austria	16595	3131	7359	6105
Belgium	8827	2749	2894	3184
Croatia	2174	925	318	931
Cyprus	808	445	159	204
Czech Republic	6264	3297	1319	1648
Denmark	3454	493	740	2221
Finland	224	-	113	111
France	9175	4980	2161	2034
Germany	26576	4621	10230	11725
Greece	100388	24526	33955	41907
Hungary	4628	2495	1014	1119
Ireland	733	112	377	244
Italy	15121	7646	3058	4417
Malta	572	461	-	111
Netherlands	5707	2091	1052	2564
Poland	4626	2238	1925	463
Portugal	786	315	209	262
Romania	34864	6866	15111	12887
Slovakia	3575	918	646	2011
Slovenia	2596	433	951	1212
Spain	12617	6660	3028	2929
Sweden	959	719	240	-
United Kingdom	16285	2957	3795	9533
Other EU countries	2059	284	813	962
Other European countries	184303	46444	40220	97639
Norway	429	312	117	-
Republic of North Macedonia	26641	8455	9575	8611
Russian Federation	2386	1193	682	511
Serbia	36538	9615	5846	21077
Switzerland	1795	359	513	923
Turkey	115896	26388	23487	66021
Ukraine	618	122	-	496
Other countries	2420	741	576	1103
Canada	234	-	78	156
Israel	1365	621	293	451
USA	821	120	205	496
Rest of the world	6923	2504	3849	570



Table 2

**Arrivals of visitors from abroad to Bulgaria
by purpose of visit and country of origin in October 2019**

(Number)

Country of origin	Total	Purpose of visit		
		Holiday and recreation	Professional	Others
Total	766411	274464	144076	347871
EU	399839	93601	103910	202328
Austria	12818	3770	4222	4826
Belgium	7250	1195	2983	3072
Croatia	4040	817	1271	1952
Cyprus	1476	518	589	369
Czech Republic	2601	756	1304	541
Denmark	2131	729	746	656
Finland	2104	1073	1031	-
France	9570	5445	1650	2475
Germany	39067	14156	10008	14903
Greece	99743	15249	26180	58314
Hungary	5563	2919	1511	1133
Ireland	1107	507	600	-
Italy	11147	3454	3297	4396
Malta	202	125	-	77
Netherlands	7431	2798	1775	2858
Poland	13563	7583	4693	1287
Portugal	1360	680	208	472
Romania	144759	18739	30174	95846
Slovakia	2047	607	510	930
Slovenia	956	430	126	400
Spain	4782	1435	2215	1132
Sweden	2516	899	662	955
United Kingdom	21268	8622	7631	5015
Other EU countries	2338	1095	524	719
Other European countries	278592	130342	32122	116128
Norway	1355	534	703	118
Republic of North Macedonia	57862	47570	3649	6643
Russian Federation	10385	7040	838	2507
Serbia	53882	25779	5290	22813
Switzerland	2179	543	887	749
Turkey	125827	35455	17825	72547
Ukraine	27102	13421	2930	10751
Other countries	28169	26031	890	1248
Canada	2138	1892	65	181
Israel	14847	14357	204	286
Japan	1141	1043	57	41
USA	10043	8739	564	740
Rest of the world	59811	24490	7154	28167