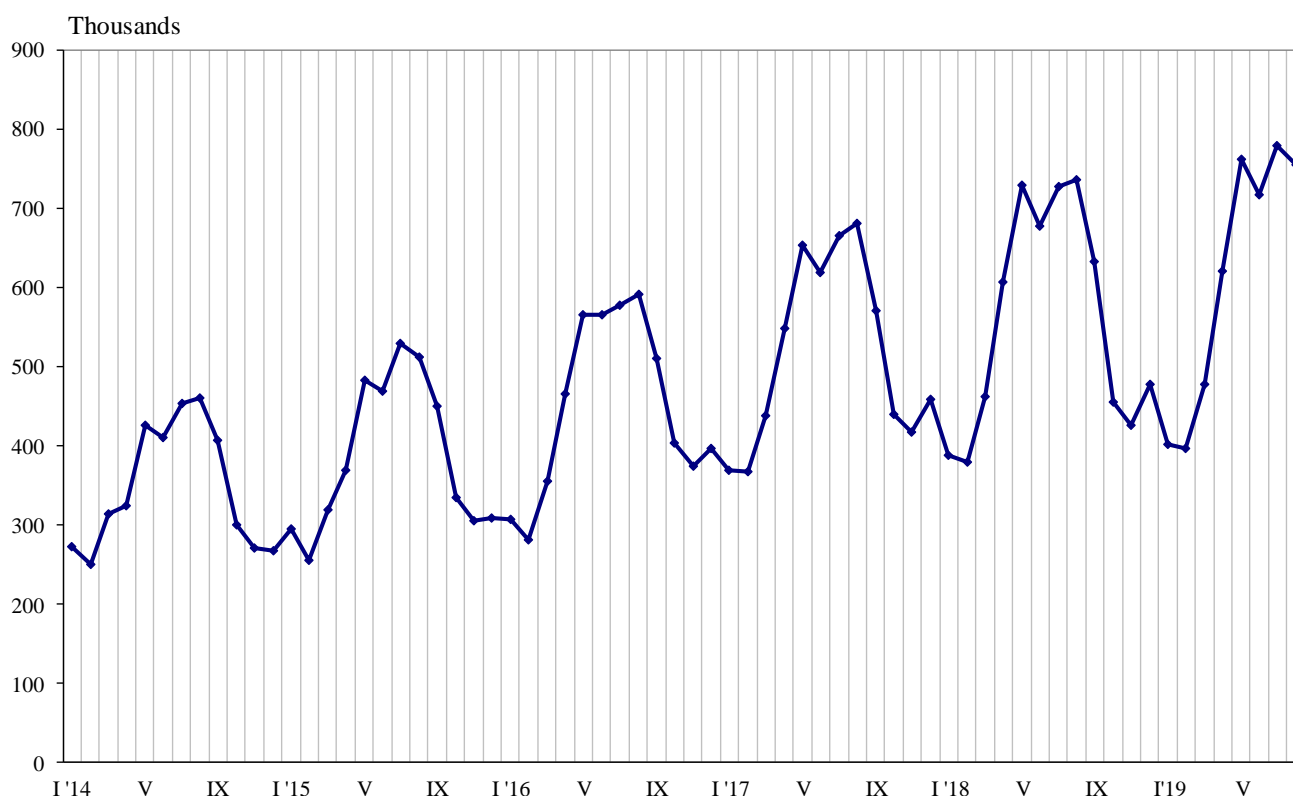




## TRIPS OF BULGARIAN RESIDENTS ABROAD AND ARRIVALS OF VISITORS FROM ABROAD TO BULGARIA IN AUGUST 2019

In August 2019, the number of the trips of Bulgarian residents abroad was 755.4 thousand (Annex, Table 1) or by 2.5% above the registered in August 2018 (Figure 1). In comparison with the same month of the previous year, an increase was observed in the total number of the trips of Bulgarians to: Austria - by 21.4%, Spain - by 16.5%, Czech Republic - by 10.1%, France - by 8.9%, Serbia - by 7.8%, Greece - by 6.2%, Romania - by 3.4%, and etc. At the same time decreased the trips to: Italy - by 13.0%, Turkey - by 4.3%, the United Kingdom - by 3.6%, Republic of North Macedonia - by 2.4%, Germany - by 1.9%, and etc.

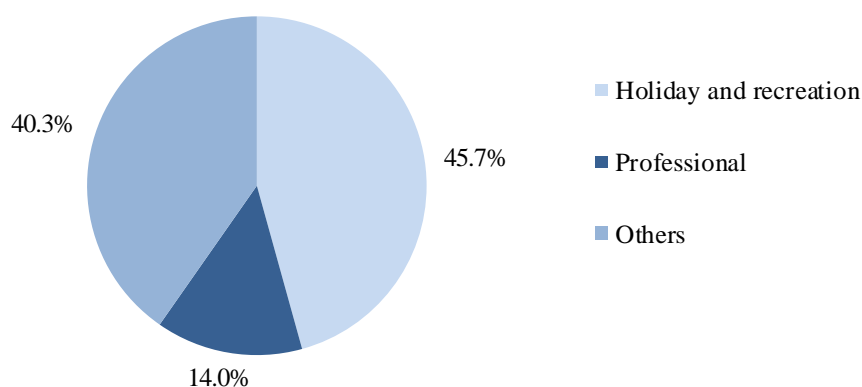
**Figure 1. Trips of Bulgarian residents abroad by months**



In comparison with August 2018, an increase was registered in the trips with holiday and recreation purpose - by 8.0% and with professional purpose - by 4.7%, while those with other purposes decreased by 3.7%. The trips with holiday and recreation purposes in August 2019 composed the greatest share of the total number of trips of Bulgarian residents abroad - 45.7%, followed by those with other purposes (as a guest, education and visit the cultural and sport events) - 40.3%, and with professional purpose - 14.0% (Figure 2).

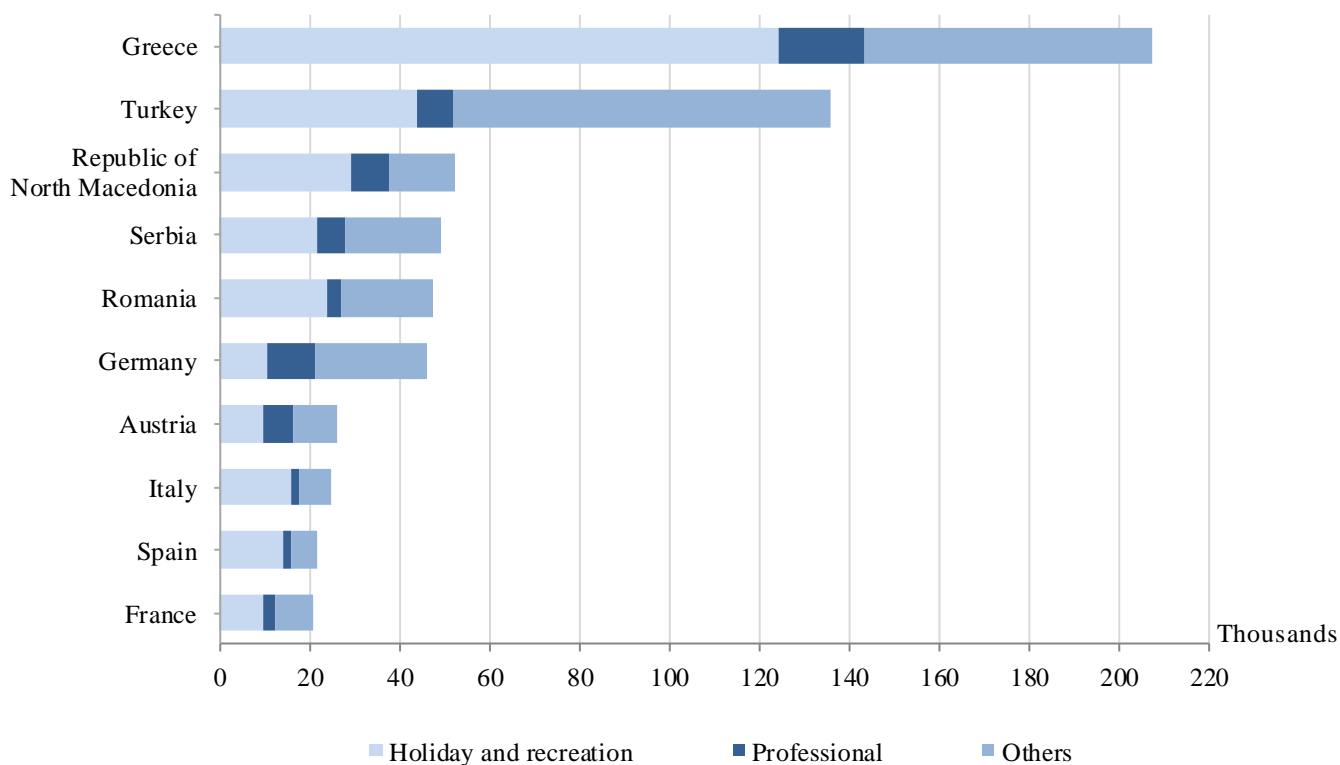


**Figure 2. Structure of the trips of Bulgarian residents abroad by purpose of visit in August 2019**



In August 2019 most trips of Bulgarian citizens were made to: Greece - 207.6 thousand, Turkey - 136.0 thousand, Republic of North Macedonia - 52.3 thousand, Serbia - 49.4 thousand, Romania - 47.4 thousand, Germany - 46.2 thousand, Austria - 25.9 thousand, Italy - 24.9 thousand, Spain - 21.5 thousand, France - 20.4 thousand (Figure 3).

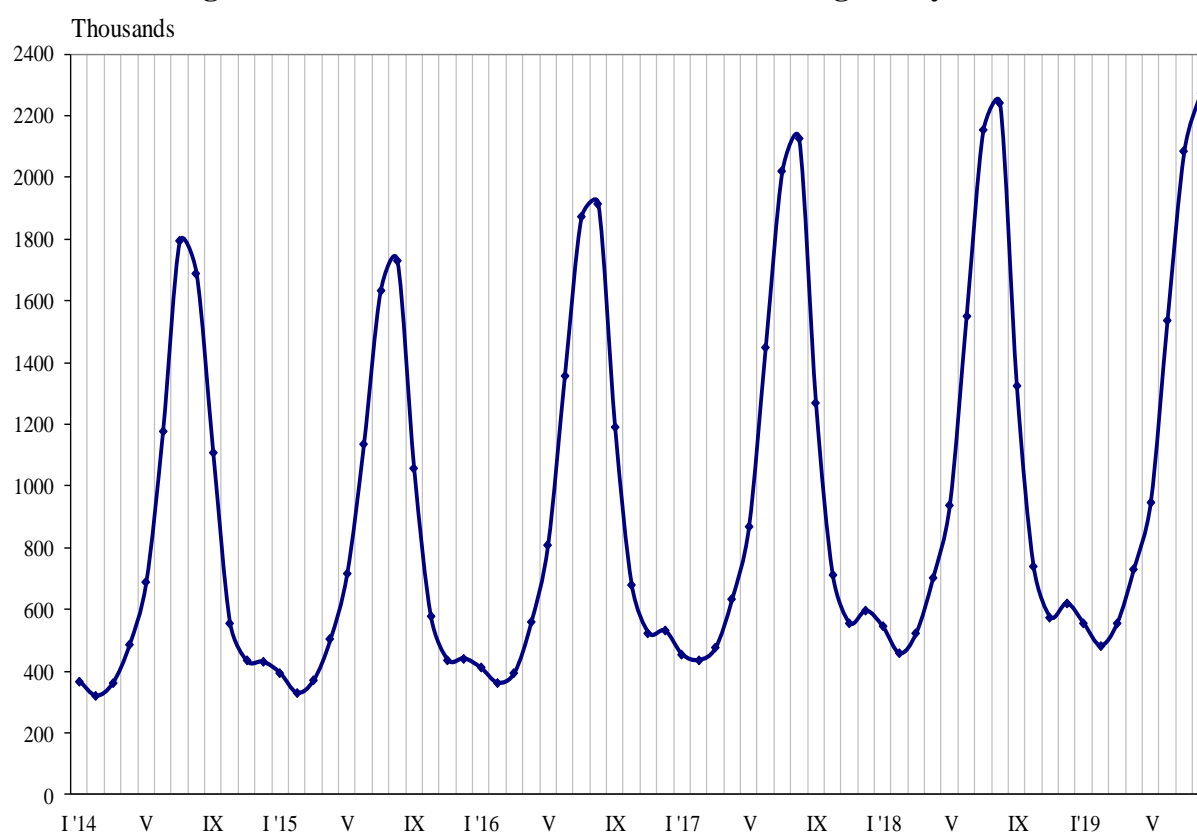
**Figure 3. Top foreign destination for Bulgarian residents by purpose of visit in August 2019**





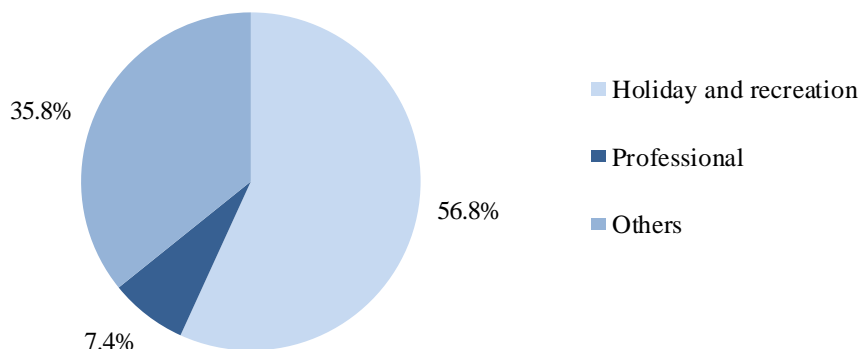
In August 2019, **the number of arrivals of visitors from abroad to Bulgaria** was 2 325.2 thousand (Annex, Table 2) or by 3.8% more in comparison with August 2018 (Figure 4). An increase was registered in the trips with purpose holiday and recreation - by 7.6%, and professional purposes - by 6.1%, while those with other purposes (including as guest and passing transit) decreased by 2.1%. Transit passes through the country were 26.5% (617.3 thousand) of all visits of foreigners to Bulgaria.

**Figure 4. Arrivals of visitors from abroad to Bulgaria by months**



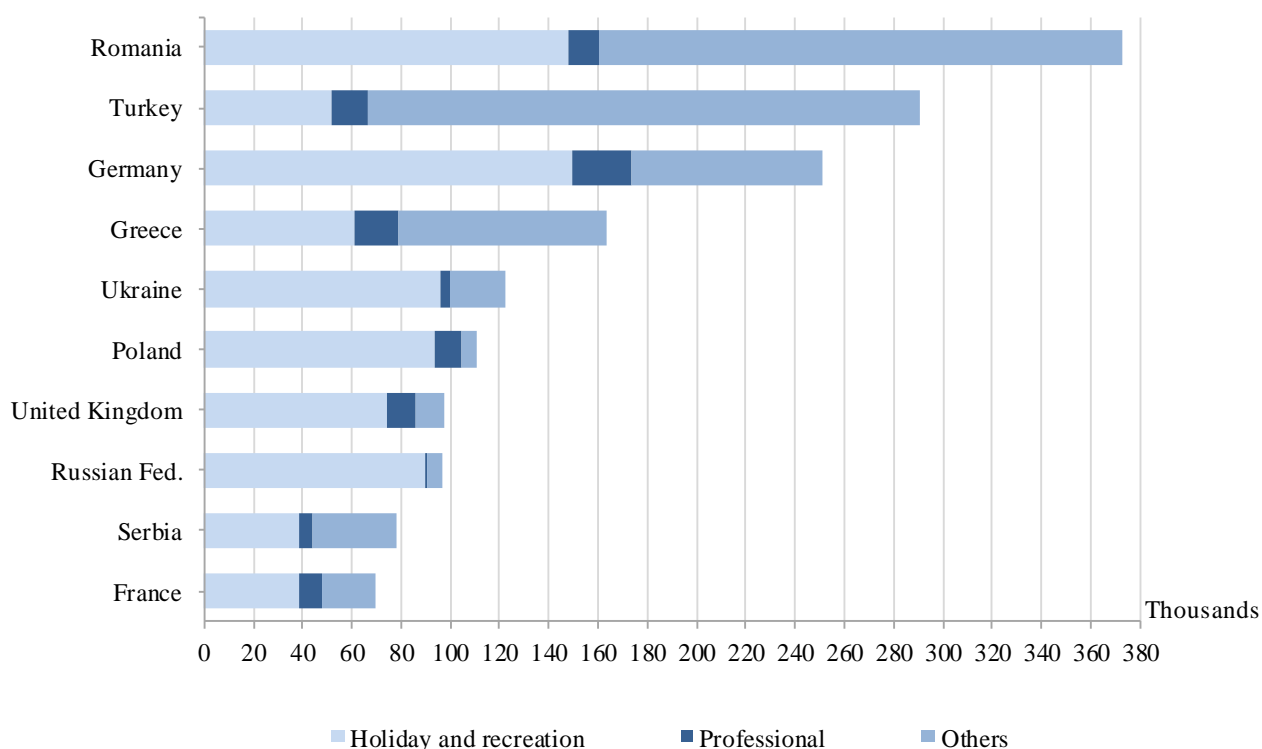


**Figure 5. Structure of visits of foreign citizens to Bulgaria by purpose in August 2019**



In August 2019 the most visits to Bulgaria were from: Romania - 373.1 thousand, Turkey - 290.4 thousand, Germany - 251.0 thousand, Greece - 163.7 thousand, Ukraine - 122.0 thousand, Poland - 110.8 thousand, the United Kingdom - 97.4 thousand, Russian Federation - 97.1 thousand, Serbia - 78.4 thousand, France - 69.7 thousand (Figure 6).

**Figure 6. Top visits by foreigners to Bulgaria by country of residence and purpose in August 2019**





## Methodological notes

The definitions recommended by the World Tourist Organization and the Methodological manual for tourism by Eurostat are applied by the National Statistical Institute.

In accordance with these definitions **an international tourist** is any person who travels to a country other than his/her permanent residence for less than a year and whose main purpose is not doing any activity for payment in place visited.

**The purposes of visiting** a country are the following:

- Excursion, holiday or entertainment (visits to cultural or historical landmarks, sport events and other);
- Visiting friends and relatives;
- Professional purposes (business trips, participation in conferences, congresses, concluding deals, and etc.);
- Other (education, medical treatment, and etc.) purposes.

Statistical data on the trips of Bulgarian citizens travelling abroad and visits by foreigners to Bulgaria are obtained on the basis of monthly information received from the Ministry of Interior and sample survey of the National Statistical Institute among Bulgarian and foreign citizens passing through border check points.

Data on the number of the trips of the citizens of the European Union are estimated on the basis of the information obtained from the Ministry of Interior and the airport authorities. Data on the number of citizens from 'third countries' are obtained directly from the Ministry of Interior.

Data on the purposes of the trips are obtained on the basis of the NSI's regular monthly sample survey of passing Bulgarian and foreign citizens through the border check points.



Annex

Table 1

**Trips of Bulgarian residents abroad by purpose of visit  
and country of destination in August 2019**

(Number)

Country of destination	Total	Purpose of visit		
		Holiday and recreation	Professional	Others
<b>Total</b>	<b>755365</b>	<b>345198</b>	<b>105653</b>	<b>304514</b>
<b>EU</b>	<b>487607</b>	<b>241476</b>	<b>71727</b>	<b>174404</b>
Austria	25892	9709	6473	9710
Belgium	9787	716	4774	4297
Croatia	4223	2940	1283	-
Cyprus	1055	904	-	151
Czech Republic	12042	9632	1204	1206
Denmark	2983	1099	471	1413
Finland	513	385	128	-
France	20394	9370	2756	8268
Germany	46243	10604	10718	24921
Greece	207580	124232	19193	64155
Hungary	9388	3129	4694	1565
Ireland	1040	378	289	373
Italy	24857	15635	2005	7217
Malta	1445	1445	-	-
Netherlands	8407	3503	1150	3754
Poland	6045	1295	3023	1727
Portugal	1672	1145	318	209
Romania	47448	23984	3128	20336
Slovakia	4708	2354	1352	1002
Slovenia	7161	2046	1023	4092
Spain	21483	13950	1953	5580
Sweden	1643	149	1390	104
United Kingdom	20205	2694	3502	14009
Other EU countries	1393	178	900	315
<b>Other European countries</b>	<b>249526</b>	<b>97266</b>	<b>27412</b>	<b>124848</b>
Norway	726	241	285	200
Republic of North Macedonia	52298	29160	8621	14517
Russian Federation	5254	973	2530	1751
Serbia	49363	21836	5846	21681
Switzerland	2668	1185	889	594
Turkey	136038	43667	8345	84026
Ukraine	3179	204	896	2079
<b>Other countries</b>	<b>7455</b>	<b>2065</b>	<b>1671</b>	<b>3719</b>
Canada	1377	459	348	570
Israel	2924	1386	272	1266
USA	3154	220	1051	1883
<b>Rest of the world</b>	<b>10777</b>	<b>4391</b>	<b>4843</b>	<b>1543</b>



**Table 2**

**Arrivals of visitors from abroad to Bulgaria  
by purpose of visit and country of origin in August 2019**

(Number)

Country of origin	Total	Purpose of visit		
		Holiday and recreation	Professional	Others
<b>Total</b>	<b>2325187</b>	<b>1319684</b>	<b>172131</b>	<b>833372</b>
<b>EU</b>	<b>1444803</b>	<b>814419</b>	<b>133586</b>	<b>496798</b>
Austria	59136	28899	8355	21882
Belgium	43160	22887	4568	15705
Croatia	3426	2284	1142	-
Cyprus	5828	2588	926	2314
Czech Republic	60228	55209	2868	2151
Denmark	8112	6309	1202	601
Finland	5440	5440	-	-
France	69747	38214	9702	21831
Germany	251032	149382	23918	77732
Greece	163686	61382	17313	84991
Hungary	21473	15889	931	4653
Ireland	8333	8333	-	-
Italy	21655	8340	8130	5185
Malta	376	251	-	125
Netherlands	61157	35165	7645	18347
Poland	110842	93341	11019	6482
Portugal	4153	2213	950	990
Romania	373143	148113	12593	212437
Slovakia	21500	15014	1215	5271
Slovenia	4703	2520	989	1194
Spain	18698	14614	4084	-
Sweden	9465	5409	2704	1352
United Kingdom	97417	73933	12177	11307
Other EU countries	22093	18690	1155	2248
<b>Other European countries</b>	<b>663765</b>	<b>340698</b>	<b>29852</b>	<b>293215</b>
Norway	9010	8330	680	-
Republic of North Macedonia	61362	53927	3182	4253
Russian Federation	97059	89413	1496	6150
Serbia	78418	38817	4788	34813
Switzerland	5458	2494	1536	1428
Turkey	290422	51595	14777	224050
Ukraine	122036	96122	3393	22521
<b>Other countries</b>	<b>65852</b>	<b>62345</b>	<b>1033</b>	<b>2474</b>
Canada	3330	2795	59	476
Israel	47479	46727	428	324
Japan	1314	1091	116	107
USA	13729	11732	430	1567
<b>Rest of the world</b>	<b>150767</b>	<b>102222</b>	<b>7660</b>	<b>40885</b>