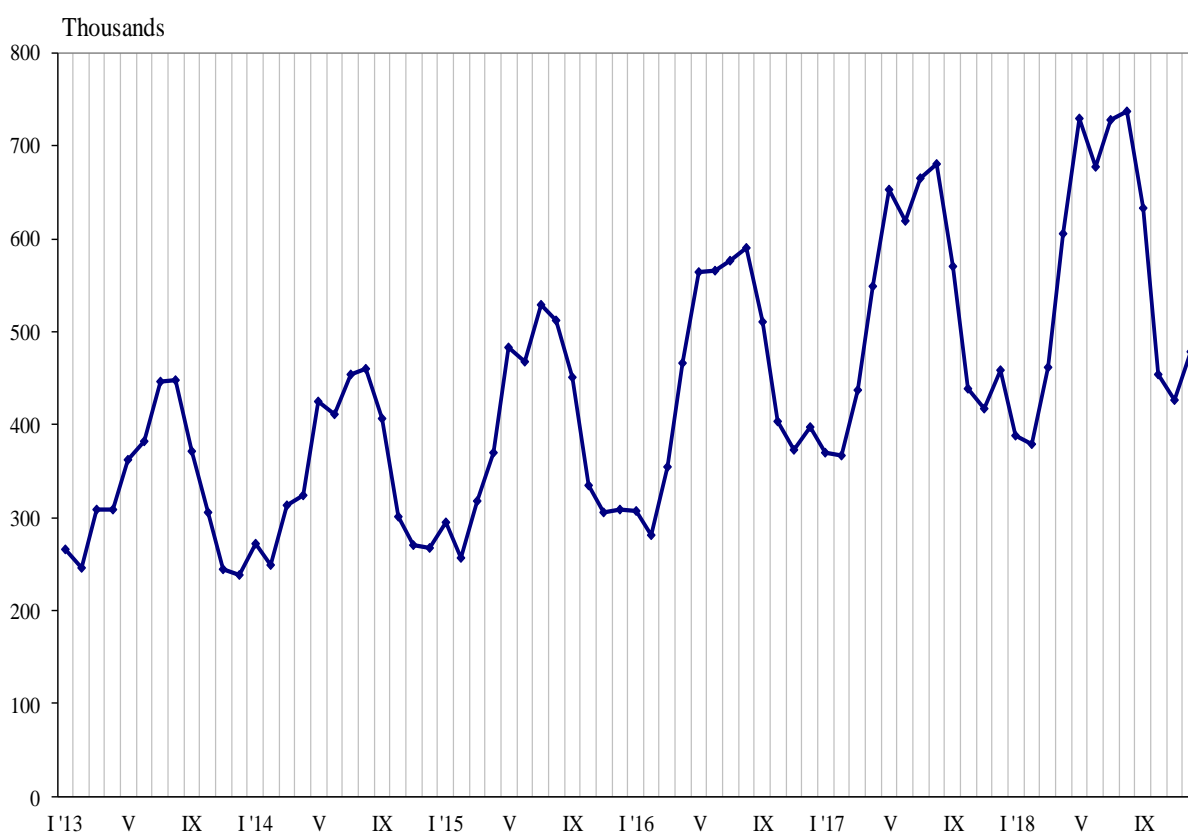




## TRIPS OF BULGARIAN RESIDENTS ABROAD AND ARRIVALS OF VISITORS FROM ABROAD TO BULGARIA IN DECEMBER 2018

In December 2018, **the number of the trips of Bulgarian residents abroad** was 478.4 thousand (Annex, Table 1) or by 4.2% above the registered in December 2017 (Figure 1). In comparison with the same month of the previous year, an increase was observed in the total number of the trips of Bulgarians to: Serbia - by 10.0%, Turkey - by 8.6%, the Former Yugoslav Republic of Macedonia - by 7.8%, Romania - by 6.2%, Germany - by 5.3%, Greece - by 2.5%, and etc. At the same time decreased the trips to: the Netherlands - by 14.3%, Slovenia - by 5.4%, France - by 4.4%, and etc.

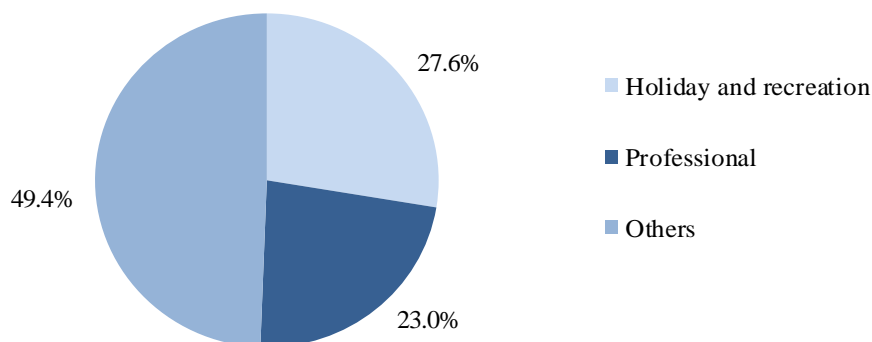
**Figure 1. Trips of Bulgarian residents abroad by months**



In comparison with December 2017, an increase was registered in the trips with all observed purposes: with other purposes - by 4.8%, with holiday and recreation purpose - by 4.2%, and with professional purpose - by 2.9%. The trips with other purposes (as a guest, education and visit the cultural and sport events) in December 2018 composed the greatest share of the total number of trips of Bulgarian residents abroad - 49.4%, followed by the trips with holiday and recreation purpose - 27.6%, and with professional purpose - 23.0% (Figure 2).

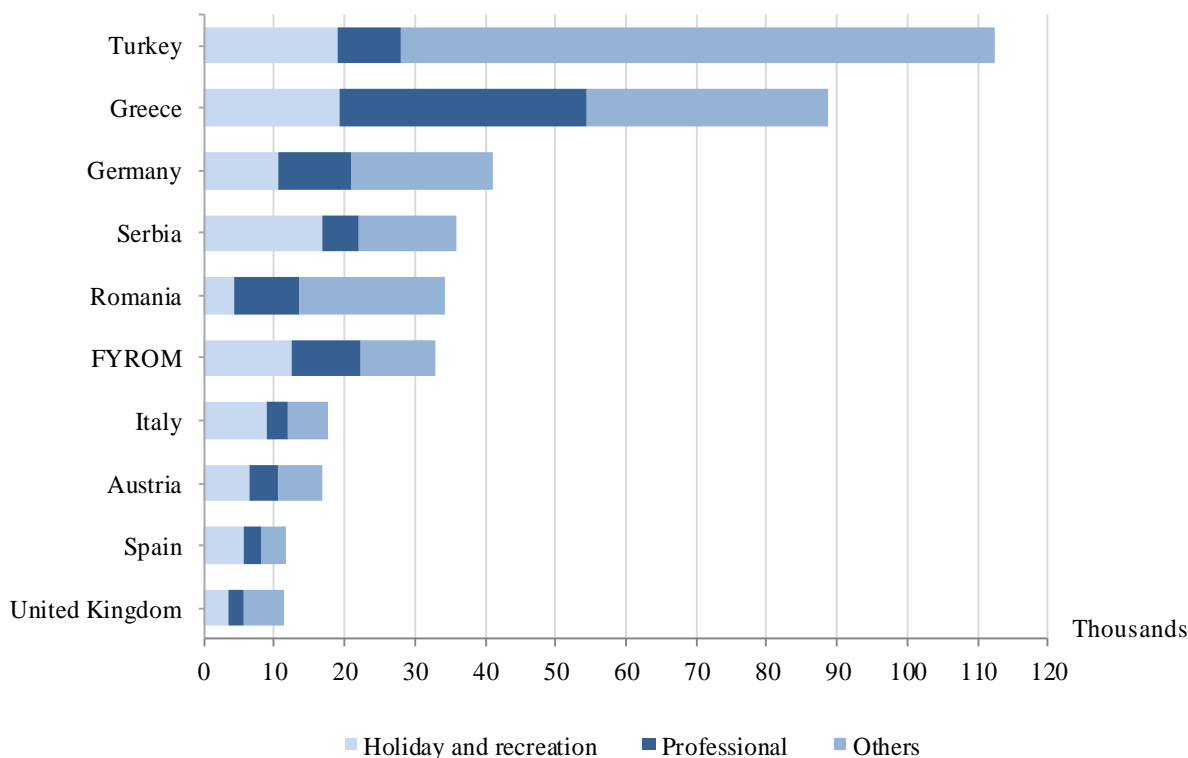


**Figure 2. Structure of the trips of Bulgarian residents abroad by purpose of visit in December 2018**



In December 2018 most trips of Bulgarian citizens were made to: Turkey - 112.2 thousand, Greece - 88.8 thousand, Germany - 41.2 thousand, Serbia - 36.1 thousand, Romania - 34.2 thousand, the Former Yugoslav Republic of Macedonia - 32.8 thousand, Italy - 17.6 thousand, Austria - 16.6 thousand, Spain - 11.6 thousand, the United Kingdom - 11.4 thousand (Figure 3).

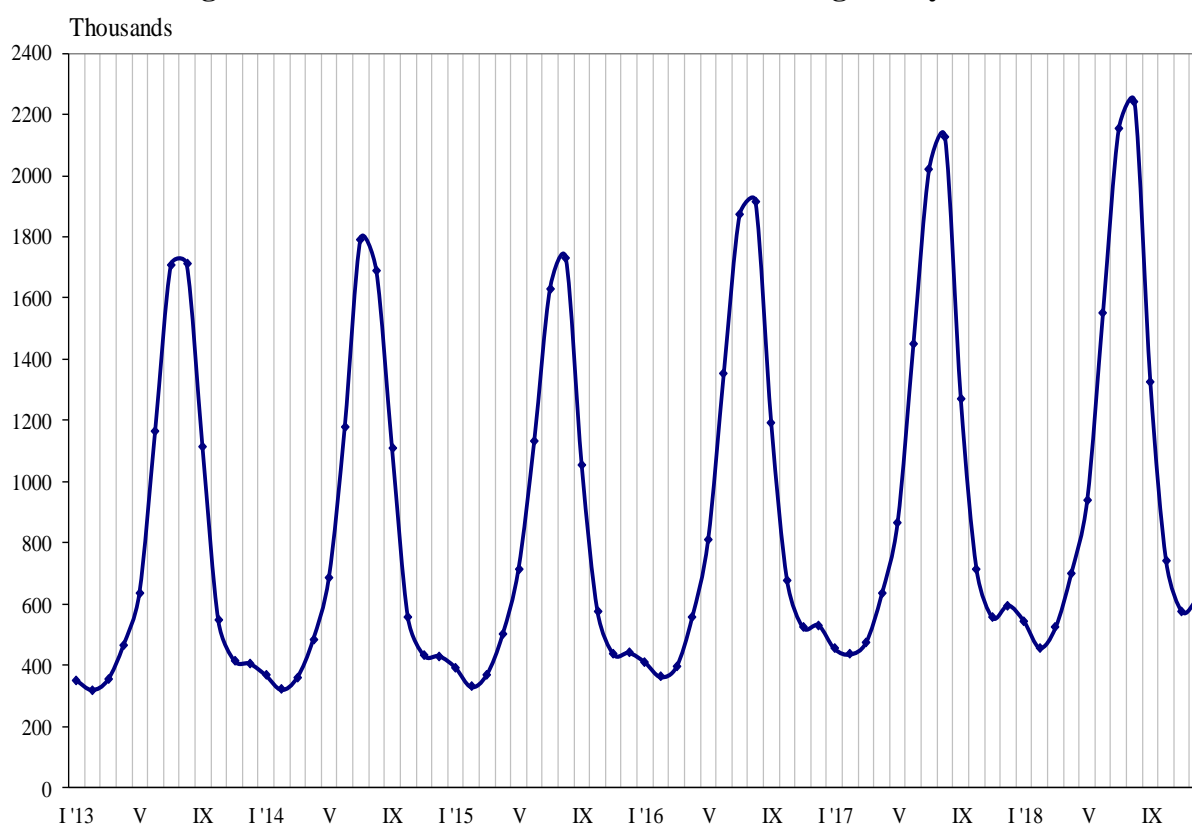
**Figure 3. Top foreign destination for Bulgarian residents by purpose of visit in December 2018**





In December 2018, **the number of arrivals of visitors from abroad to Bulgaria** was 619.9 thousand (Annex, Table 2) or by 4.0% more in comparison with December 2017 (Figure 4). An increase was registered in the trips with all observed purposes: with holiday and recreation purpose - by 4.8%, with other purposes (including as guest and passing transit) - by 3.8%, and with professional purpose - by 2.9%. Transit passes through the country were 29.2% (181.1 thousand) of all visits of foreigners to Bulgaria.

**Figure 4. Arrivals of visitors from abroad to Bulgaria by months**



The share of visits of EU citizens was 56.6% of the total number of foreigners' visits to Bulgaria in December 2018 or by 5.5% more in comparison with the same month of the previous year. An increase was registered in the visits of citizens from the United Kingdom - by 46.3%, Germany - by 14.0%, Italy - by 11.5%, Romania - by 8.5%, Poland - by 7.2%, and etc. At the same time decreased the visits from Czech Republic - by 12.6%, Austria - by 4.7%, Greece - by 3.0%, Belgium - by 2.9%, and etc.

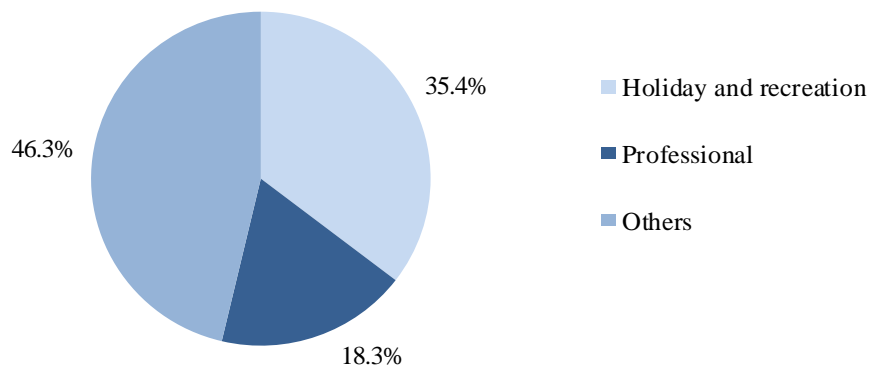
The visits of foreigners in the group 'Other European countries'<sup>1</sup> increased by 1.6%, as the highest growth was observed in the visits of citizens of Serbia - by 6.4%.

In December 2018, the predominant share of the visits with other purposes was 46.3%, followed by trips with holiday and recreation purpose - 35.4%, and with professional purpose - 18.3% (Figure 5).

<sup>1</sup> Group 'Other European countries' includes countries in Europe outside EU.

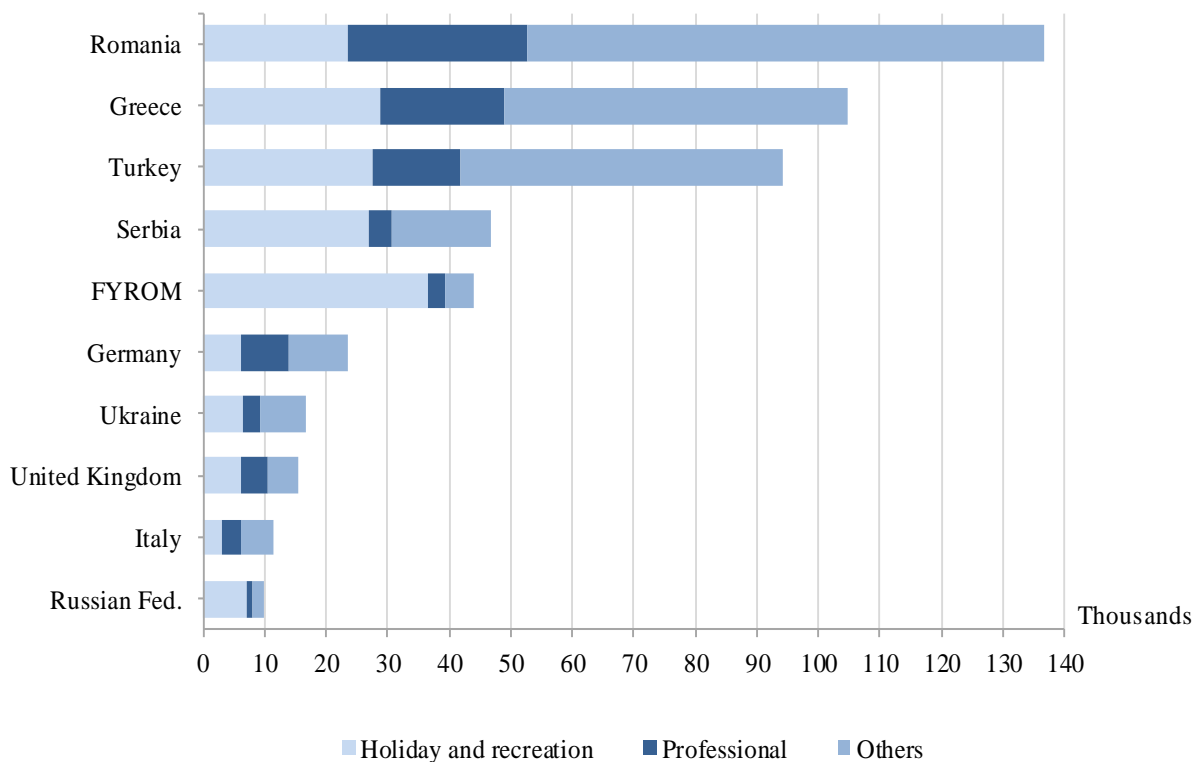


**Figure 5. Structure of visits of foreign citizens to Bulgaria by purpose in December 2018**



In December 2018 the most visits to Bulgaria were from: Romania - 136.8 thousand, Greece - 105.0 thousand, Turkey - 94.4 thousand, Serbia - 46.7 thousand, the Former Yugoslav Republic of Macedonia - 44.1 thousand, Germany - 23.3 thousand, Ukraine - 16.8 thousand, the United Kingdom - 15.3 thousand, Italy - 11.4 thousand, Russian Federation - 10.0 thousand (Figure 6).

**Figure 6. Top visits by foreigners to Bulgaria by country of residence and purpose in December 2018**





## Methodological notes

The definitions recommended by the World Tourist Organization and the Methodological manual for tourism by Eurostat are applied by the National Statistical Institute.

In accordance with these definitions **an international tourist** is any person who travels to a country other than his/her permanent residence for less than a year and whose main purpose is not doing any activity for payment in place visited.

**The purposes of visiting** a country are the following:

- Excursion, holiday or entertainment (visits to cultural or historical landmarks, sport events and other);
- Visiting friends and relatives;
- Professional purposes (business trips, participation in conferences, congresses, concluding deals, and etc.);
- Other (education, medical treatment, and etc.) purposes.

Statistical data on the trips of Bulgarian citizens travelling abroad and visits by foreigners to Bulgaria are obtained on the basis of monthly information received from the Ministry of Interior and sample survey of the National Statistical Institute among Bulgarian and foreign citizens passing through border check points.

Data on the number of the trips of the citizens of the European Union are estimated on the basis of the information obtained from the Ministry of Interior and the airport authorities. Data on the number of citizens from 'third countries' are obtained directly from the Ministry of Interior.

Data on the purposes of the trips are obtained on the basis of the NSI's regular monthly sample survey of passing Bulgarian and foreign citizens through the border check points.



Annex

Table 1

**Trips of Bulgarian residents abroad by purpose of visit  
and country of destination in December 2018**

(Number)

Country of destination	Total	Purpose of visit		
		Holiday and recreation	Professional	Others
<b>Total</b>	<b>478373</b>	<b>131928</b>	<b>110043</b>	<b>236402</b>
<b>EU</b>	<b>282354</b>	<b>78898</b>	<b>81250</b>	<b>122206</b>
Austria	16632	6552	3960	6120
Belgium	10038	3598	2362	4078
Croatia	2010	627	402	981
Cyprus	698	564	134	-
Czech Republic	6081	2527	1216	2338
Denmark	2050	573	473	1004
Finland	745	107	129	509
France	5465	1879	1532	2054
Germany	41233	10640	10308	20285
Greece	88783	19210	35306	34267
Hungary	8698	2561	2372	3765
Ireland	952	521	-	431
Italy	17573	8946	2876	5751
Malta	541	439	102	-
Netherlands	4915	1434	819	2662
Poland	5765	2020	2745	1000
Portugal	718	348	136	234
Romania	34218	4335	9212	20671
Slovakia	3292	1463	581	1248
Slovenia	4045	957	311	2777
Spain	11620	5578	2506	3536
Sweden	2795	227	559	2009
United Kingdom	11397	3590	2185	5622
Other EU countries	2090	202	1024	864
<b>Other European countries</b>	<b>186771</b>	<b>49742</b>	<b>25864</b>	<b>111165</b>
The Former Yugoslav Republic of Macedonia	32832	12400	9944	10488
Norway	607	107	298	202
Russian Federation	2649	442	758	1449
Serbia	36059	16902	5127	14030
Switzerland	1194	694	261	239
Turkey	112204	18863	9086	84255
Ukraine	1226	334	390	502
<b>Other countries</b>	<b>1517</b>	<b>416</b>	<b>466</b>	<b>635</b>
Canada	192	-	77	115
Israel	858	323	249	286
USA	467	93	140	234
<b>Rest of the world</b>	<b>7731</b>	<b>2872</b>	<b>2463</b>	<b>2396</b>



Table 2

**Arrivals of visitors from abroad to Bulgaria  
by purpose of visit and country of origin in December 2018**

(Number)

Country of origin	Total	Purpose of visit		
		Holiday and recreation	Professional	Others
<b>Total</b>	<b>619881</b>	<b>219071</b>	<b>113596</b>	<b>287214</b>
<b>EU</b>	<b>350559</b>	<b>84007</b>	<b>82655</b>	<b>183897</b>
Austria	9354	2551	2976	3827
Belgium	4390	564	488	3338
Croatia	2094	747	547	800
Cyprus	2006	669	1337	-
Czech Republic	4482	1986	1245	1251
Denmark	862	118	192	552
Finland	424	137	184	103
France	6671	1779	1531	3361
Germany	23347	6165	7782	9400
Greece	104988	28802	20149	56037
Hungary	2934	201	782	1951
Ireland	1590	519	795	276
Italy	11431	3100	2997	5334
Malta	444	278	-	166
Netherlands	3745	846	1329	1570
Poland	7308	3041	2955	1312
Portugal	638	187	219	232
Romania	136761	23397	29391	83973
Slovakia	4004	372	491	3141
Slovenia	994	166	382	446
Spain	3881	1509	1725	647
Sweden	1167	245	167	755
United Kingdom	15255	5975	4612	4668
Other EU countries	1789	653	379	757
<b>Other European countries</b>	<b>213371</b>	<b>105169</b>	<b>24769</b>	<b>83433</b>
The Former Yugoslav Republic of Macedonia	44144	36606	2742	4796
Norway	377	251	-	126
Russian Federation	9954	7151	674	2129
Serbia	46725	26971	3711	16043
Switzerland	1002	167	602	233
Turkey	94386	27630	14137	52619
Ukraine	16783	6393	2903	7487
<b>Other countries</b>	<b>14575</b>	<b>12914</b>	<b>799</b>	<b>862</b>
Canada	626	463	33	130
Israel	9669	9362	175	132
Japan	558	377	135	46
USA	3722	2712	456	554
<b>Rest of the world</b>	<b>41376</b>	<b>16981</b>	<b>5373</b>	<b>19022</b>