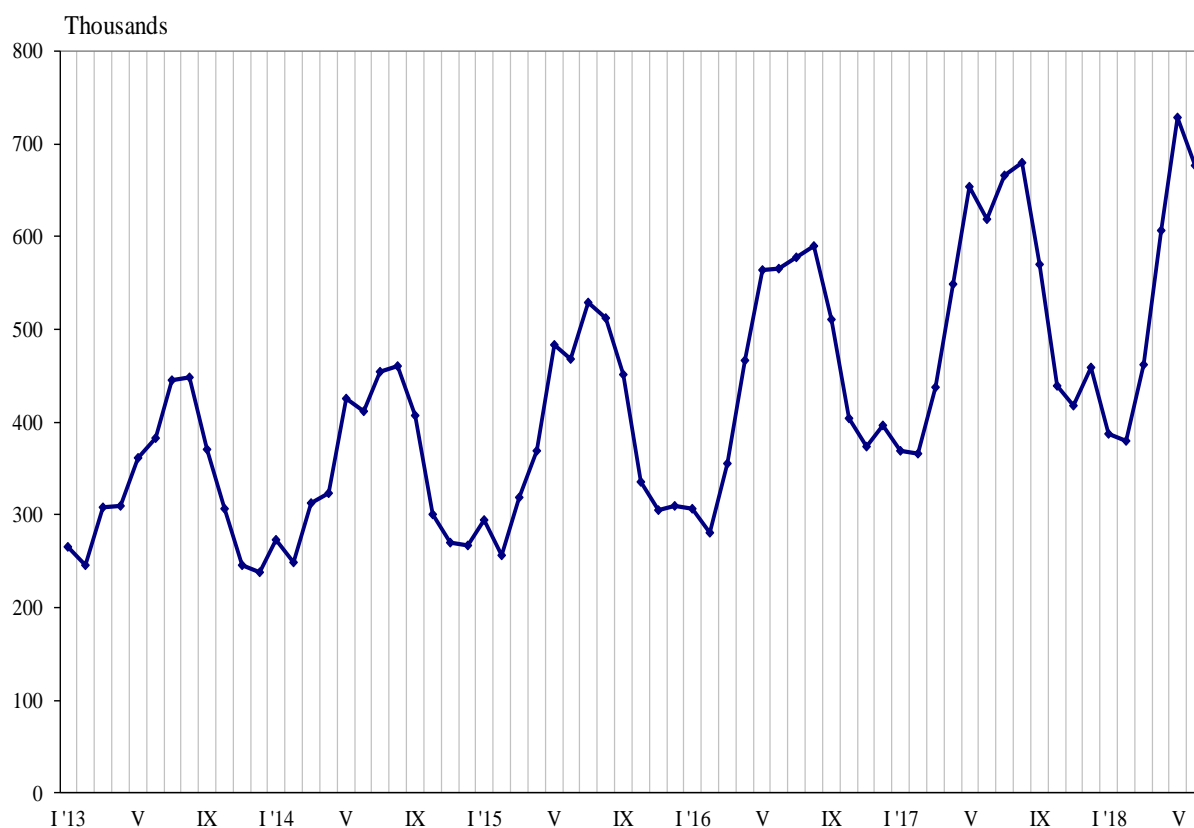




## TRIPS OF BULGARIAN RESIDENTS ABROAD AND ARRIVALS OF VISITORS FROM ABROAD TO BULGARIA IN JUNE 2018

In June 2018, **the number of the trips of Bulgarian residents abroad** was 677.3 thousand (Annex, Table 1) or by 9.4% above the registered in June 2017 (Figure 1). In comparison with the same month of the previous year, an increase was observed in the total number of the trips of Bulgarians to: Belgium - by 35.0%, Greece - by 20.0%, Italy - by 12.5%, Spain - by 12.4%, Turkey - by 12.3%, France - by 11.3%, Austria - by 10.0%, the United Kingdom - by 9.1%, Romania - by 7.5%, Serbia - by 4.4%, Germany - by 4.1%, and etc.

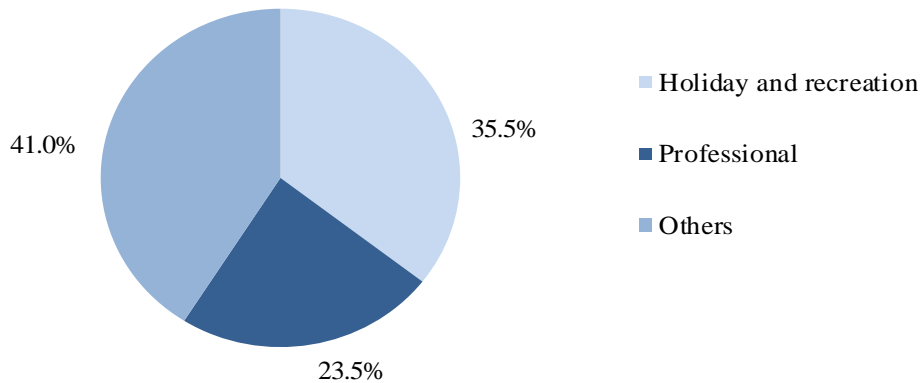
**Figure 1. Trips of Bulgarian residents abroad by months**



In comparison with June 2017, an increase was registered in the trips with holiday and recreation purpose - by 26.9% and with professional purpose - by 7.7%, while this with other purposes decreased by 1.4%. The trips with other purposes (as a guest, education and visit the cultural and sport events) in June 2018 composed the greatest share of the total number of trips of Bulgarian residents abroad - 41.0%, followed by the trips with holiday and recreation purpose - 35.5%, and with professional purpose - 23.5% (Figure 2).

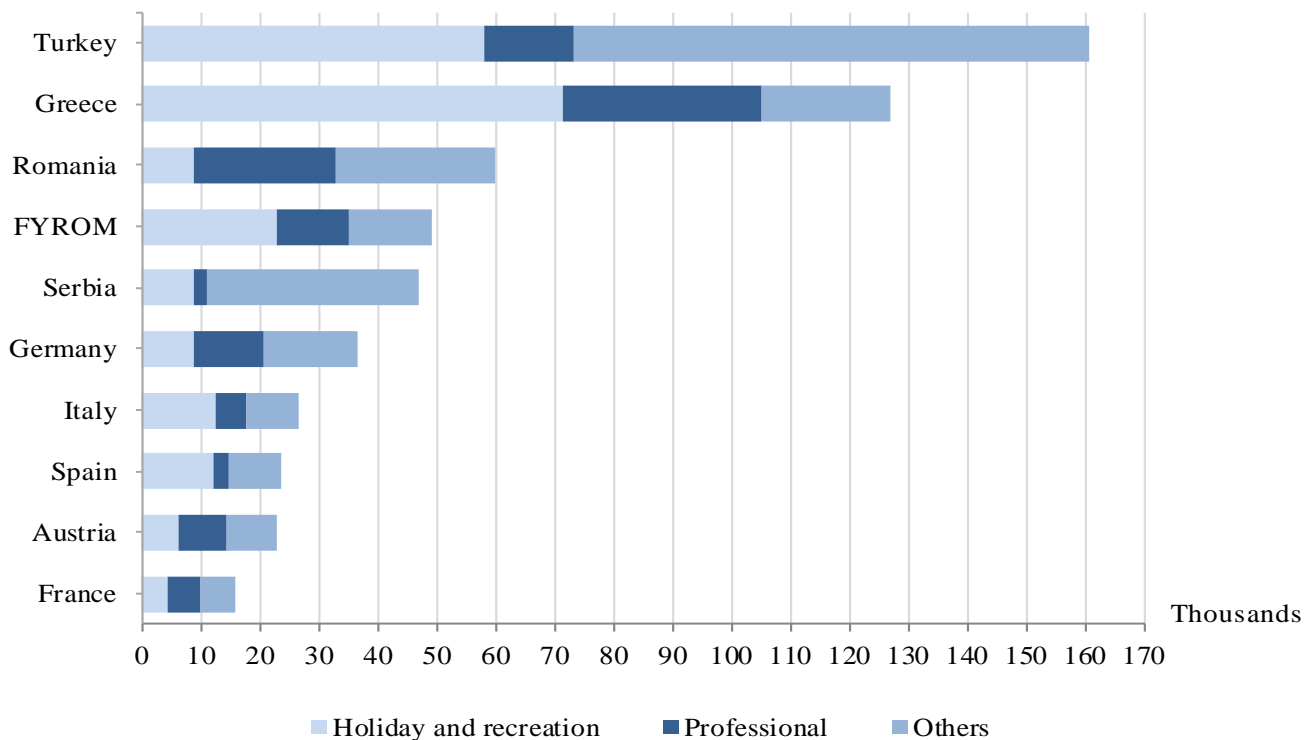


**Figure 2. Structure of the trips of Bulgarian residents abroad by purpose of visit in June 2018**



In June 2018 most trips of Bulgarian citizens were made to: Turkey - 160.8 thousand, Greece - 126.7 thousand, Romania - 59.8 thousand, the Former Yugoslav Republic of Macedonia - 49.2 thousand, Serbia - 46.8 thousand, Germany - 36.5 thousand, Italy - 26.7 thousand, Spain - 23.6 thousand, Austria - 22.7 thousand, France - 15.7 thousand (Figure 3).

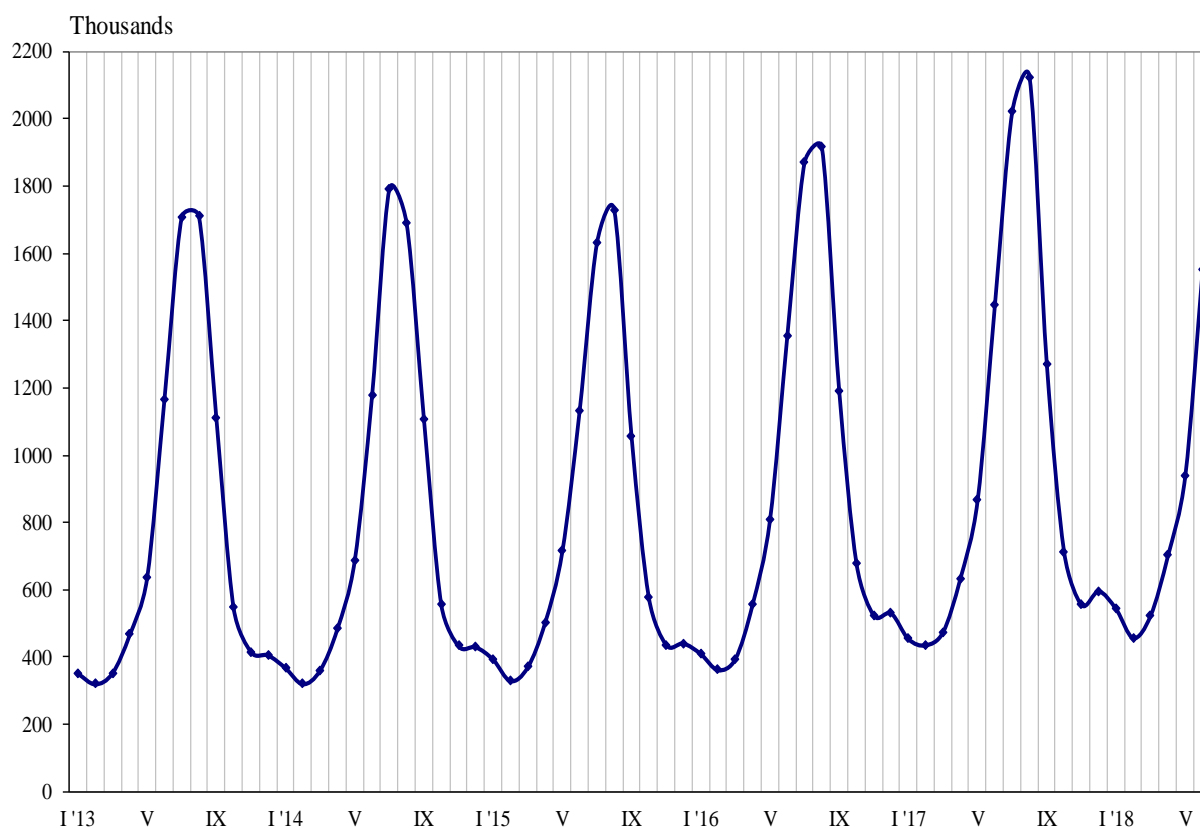
**Figure 3. Top foreign destination for Bulgarian residents by purpose of visit in June 2018**





In June 2018, **the number of arrivals of visitors from abroad to Bulgaria** was 1 550.4 thousand (Annex, Table 2) or by 7.0% more in comparison with June 2017 (Figure 4). An increase was registered in the trips with all observed purposes: with professional purpose - by 26.0%, with holiday and recreation purpose - by 5.7% and with other purposes (including as guest and passing transit) - by 2.5%. Transit passes through the country were 22.1% (342.0 thousand) of all visits of foreigners to Bulgaria.

**Figure 4. Arrivals of visitors from abroad to Bulgaria by months**



The share of visits of EU citizens was 58.6% of the total number of foreigners' visits to Bulgaria in June 2018 or by 4.5% more in comparison with the same month of the previous year. An increase was registered in the visits of citizens from Czech Republic - by 87.8%, Poland - by 61.2%, the United Kingdom - by 28.4%, Hungary - by 27.7%, France - by 8.3%, the Netherlands - by 4.2%, and etc. At the same time decreased the visits from Germany - by 16.6%, Romania - by 5.8%, Greece - by 4.7%, and etc.

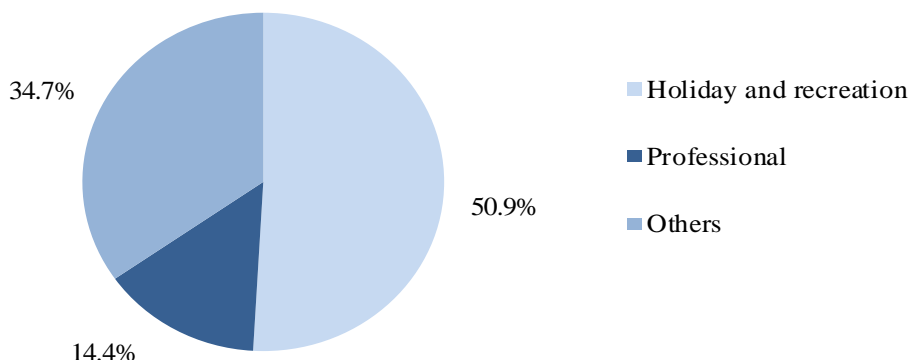
The visits of foreigners in the group 'Other European countries'<sup>1</sup> increased by 10.7%, as the highest growth was observed in the visits of citizens of Ukraine - by 34.5%.

In June 2018, the predominant share of the visits with holiday and recreation purpose was 50.9%, followed by trips with other purposes - 34.7%, and with professional purpose - 14.4% (Figure 5).

<sup>1</sup> Group 'Other European countries' includes countries in Europe outside EU.

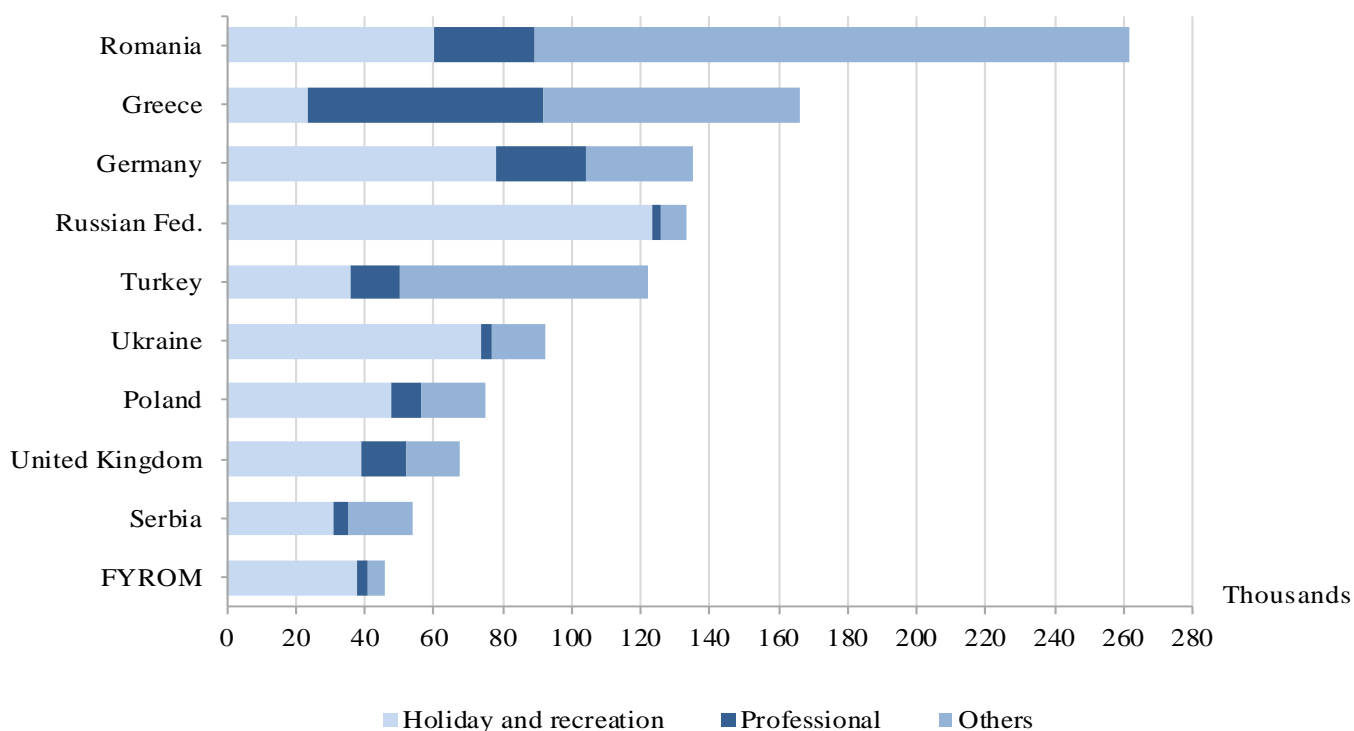


**Figure 5. Structure of visits of foreign citizens to Bulgaria by purpose in June 2018**



In June 2018 the most visits to Bulgaria were from: Romania - 261.7 thousand, Greece - 166.5 thousand, Germany - 135.2 thousand, Russian Federation - 133.3 thousand, Turkey - 122.3 thousand, Ukraine - 92.4 thousand, Poland - 74.9 thousand, the United Kingdom - 67.7 thousand, Serbia - 54.0 thousand, the Former Yugoslav Republic of Macedonia - 45.8 thousand (Figure 6).

**Figure 6. Top visits by foreigners to Bulgaria by country of residence and purpose in June 2018**





### Methodological notes

The definitions recommended by the World Tourist Organization and the Methodological manual for tourism by Eurostat are applied by the National Statistical Institute.

In accordance with these definitions **an international tourist** is any person who travels to a country other than his/her permanent residence for less than a year and whose main purpose is not doing any activity for payment in place visited.

**The purposes of visiting** a country are the following:

- Excursion, holiday or entertainment (visits to cultural or historical landmarks, sport events and other);
- Visiting friends and relatives;
- Professional purposes (business trips, participation in conferences, congresses, concluding deals, and etc.);
- Other (education, medical treatment, and etc.) purposes.

Statistical data on the trips of Bulgarian citizens travelling abroad and visits by foreigners to Bulgaria are obtained on the basis of monthly information received from the Ministry of Interior and sample survey of the National Statistical Institute among Bulgarian and foreign citizens passing through border check points.

Data on the number of the trips of the citizens of the European Union are estimated on the basis of the information obtained from the Ministry of Interior and the airport authorities. Data on the number of citizens from 'third countries' are obtained directly from the Ministry of Interior.

Data on the purposes of the trips are obtained on the basis of the NSI's regular monthly sample survey of passing Bulgarian and foreign citizens through the border check points.



**Trips of Bulgarian residents abroad by purpose of visit  
and country of destination in June 2018**

(Number)

Country of destination	Total	Purpose of visit		
		Holiday and recreation	Professional	Others
<b>Total</b>	<b>677291</b>	<b>240560</b>	<b>159294</b>	<b>277437</b>
<b>EU</b>	<b>391371</b>	<b>145744</b>	<b>121833</b>	<b>123794</b>
Austria	22690	6277	8039	8374
Belgium	11328	1222	7741	2365
Croatia	2610	1369	713	528
Cyprus	1695	984	-	711
Czech Republic	9047	2493	3740	2814
Denmark	1377	137	895	345
Finland	381	145	134	102
France	15693	4280	5741	5672
Germany	36538	8740	11988	15810
Greece	126723	71374	33750	21599
Hungary	4257	1796	1298	1163
Ireland	1713	666	519	528
Italy	26725	12580	5032	9113
Malta	2343	1674	-	669
Netherlands	4816	1054	1470	2292
Poland	12233	2626	4079	5528
Portugal	1712	808	357	547
Romania	59838	8821	23967	27050
Slovakia	2596	913	576	1107
Slovenia	2430	909	520	1001
Spain	23575	12013	2772	8790
Sweden	1544	450	869	225
United Kingdom	15028	4413	5471	5144
Other EU countries	4479	-	2162	2317
<b>Other European countries</b>	<b>269229</b>	<b>91686</b>	<b>33700</b>	<b>143843</b>
The Former Yugoslav Republic of Macedonia	49179	22726	12254	14199
Norway	1225	227	850	148
Russian Federation	7485	1606	2572	3307
Serbia	46764	8864	1866	36034
Switzerland	1859	383	449	1027
Turkey	160760	57880	15413	87467
Ukraine	1957	-	296	1661
<b>Other countries</b>	<b>5924</b>	<b>955</b>	<b>1373</b>	<b>3596</b>
Canada	1201	243	180	778
Israel	2004	467	773	764
USA	2719	245	420	2054
<b>Rest of the world</b>	<b>10767</b>	<b>2175</b>	<b>2388</b>	<b>6204</b>



**Table 2**

**Arrivals of visitors from abroad to Bulgaria  
by purpose of visit and country of origin in June 2018**

(Number)

Country of origin	Total	Purpose of visit		
		Holiday and recreation	Professional	Others
<b>Total</b>	<b>1550446</b>	<b>789371</b>	<b>223583</b>	<b>537492</b>
<b>EU</b>	<b>908313</b>	<b>337639</b>	<b>185833</b>	<b>384841</b>
Austria	11519	3996	2849	4674
Belgium	11708	2344	5157	4207
Croatia	2477	1365	118	994
Cyprus	1426	761	206	459
Czech Republic	41694	18343	8721	14630
Denmark	7504	5475	391	1638
Finland	8364	5221	723	2420
France	18924	5494	8296	5134
Germany	135173	77808	26525	30840
Greece	166520	23647	68037	74836
Hungary	13676	5823	1133	6720
Ireland	6735	3009	479	3247
Italy	14519	5518	3310	5691
Malta	426	287	139	-
Netherlands	12838	4243	2966	5629
Poland	74894	47849	8322	18723
Portugal	1784	1393	118	273
Romania	261717	59880	29320	172517
Slovakia	11124	3997	1109	6018
Slovenia	1560	691	380	489
Spain	6618	3229	1879	1510
Sweden	11758	5514	2128	4116
United Kingdom	67651	39107	12904	15640
Other EU countries	17704	12645	623	4436
<b>Other European countries</b>	<b>465941</b>	<b>315637</b>	<b>29629</b>	<b>120675</b>
The Former Yugoslav Republic of Macedonia	45818	37807	2851	5160
Norway	14385	12867	302	1216
Russian Federation	133315	123272	2647	7396
Serbia	54020	30886	4397	18737
Switzerland	3731	1325	1851	555
Turkey	122251	36060	14012	72179
Ukraine	92421	73420	3569	15432
<b>Other countries</b>	<b>45025</b>	<b>41184</b>	<b>872</b>	<b>2969</b>
Canada	3155	2499	87	569
Israel	25320	24921	230	169
Japan	1621	1153	83	385
USA	14929	12611	472	1846
<b>Rest of the world</b>	<b>131167</b>	<b>94911</b>	<b>7249</b>	<b>29007</b>