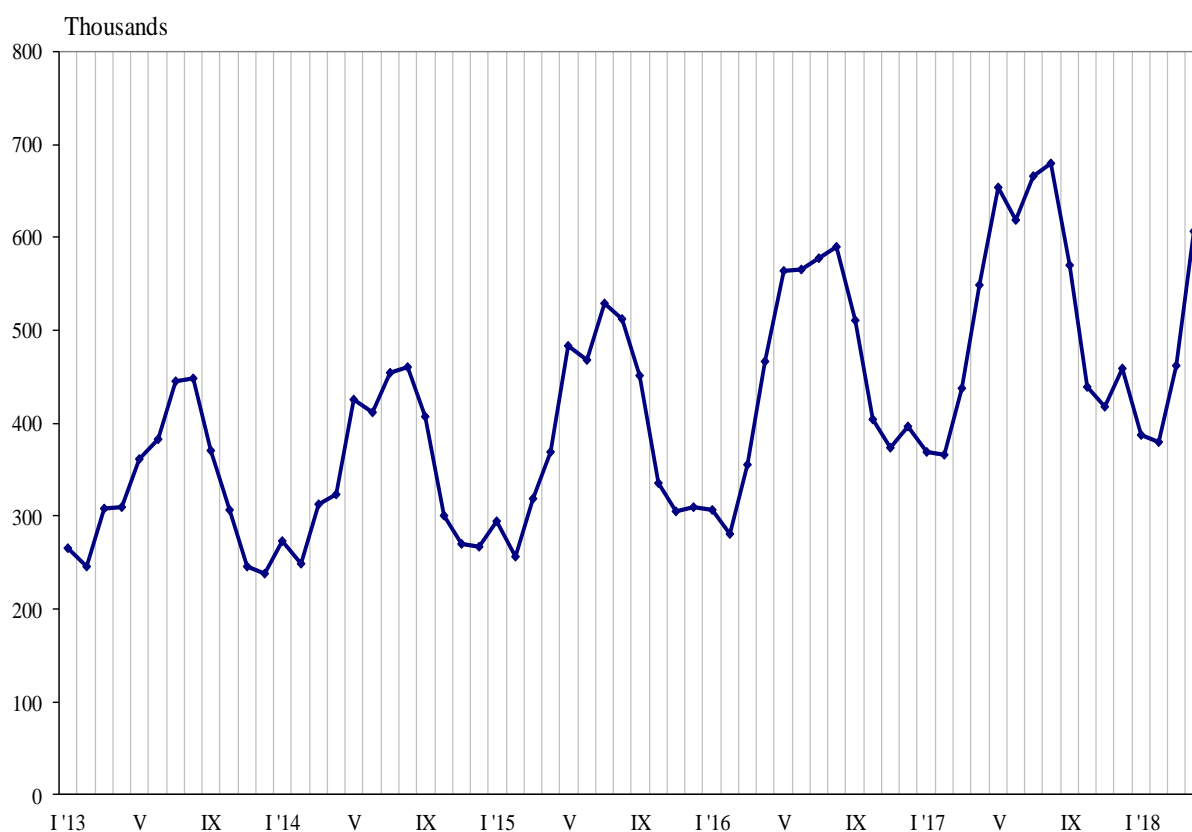




TRIPS OF BULGARIAN RESIDENTS ABROAD AND ARRIVALS OF VISITORS FROM ABROAD TO BULGARIA IN APRIL 2018

In April 2018, **the number of the trips of Bulgarian residents abroad** was 606.4 thousand (Annex, Table 1) or by 10.5% above the registered in April 2017 (Figure 1). In comparison with the same month of the previous year, an increase was observed in the total number of the trips of Bulgarians to: Belgium - by 40.7%, the Former Yugoslav Republic of Macedonia - by 20.1%, Turkey - by 15.6%, Serbia - by 14.7%, Romania - by 11.9%, Germany - by 3.3%, Greece - by 1.8%, Italy - by 0.9%, Austria - by 0.9%, and etc. At the same time decreased the number of the trips of Bulgarians to: the United Kingdom - by 3.9%, Spain - by 2.0%, France - by 1.5%, Czech Republic - by 1.4%, and etc.

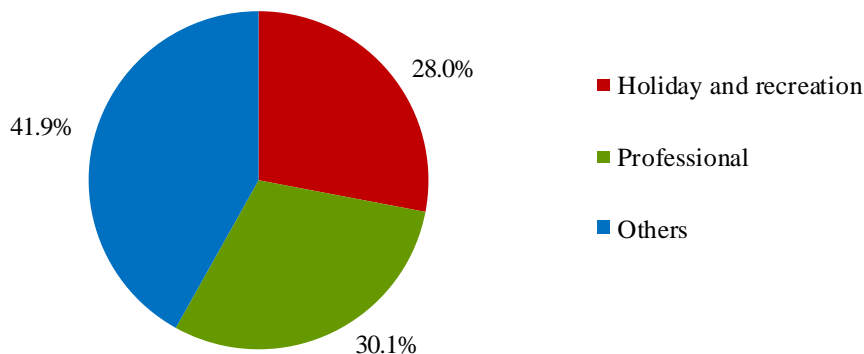
Figure 1. Trips of Bulgarian residents abroad by months



In comparison with April 2017, an increase was registered in the trips with professional purpose - by 20.5% and with holiday and recreation purpose - by 19.1%, while those with other purposes decreased by 0.2%. The trips with other purposes (as a guest, education and visit the cultural and sport events) in April 2018 composed the greatest share of the total number of trips of Bulgarian residents abroad - 41.9%, followed by the trips with professional purpose - 30.1%, and with holiday and recreation purpose - 28.0% (Figure 2).

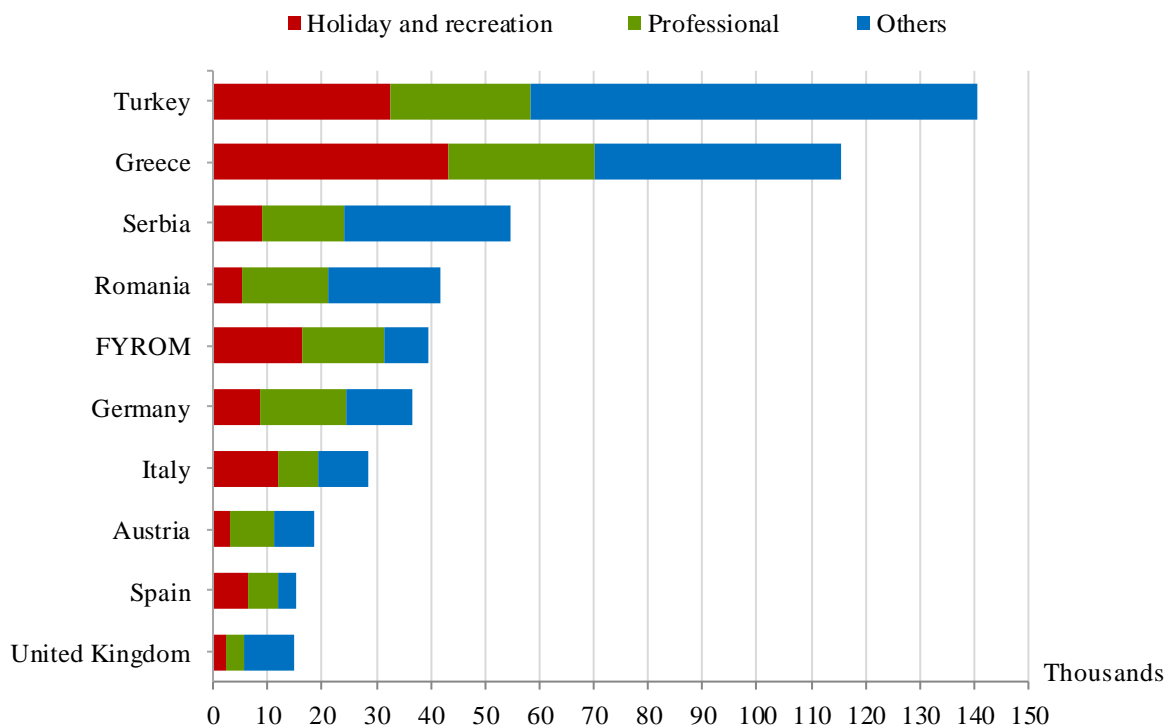


Figure 2. Structure of the trips of Bulgarian residents abroad by purpose of visit in April 2018



In April 2018 most trips of Bulgarian citizens were made to: Turkey - 140.5 thousand, Greece - 115.5 thousand, Serbia - 54.8 thousand, Romania - 41.8 thousand, the Former Yugoslav Republic of Macedonia - 39.5 thousand, Germany - 36.7 thousand, Italy - 28.5 thousand, Austria - 18.7 thousand, Spain - 15.5 thousand, the United Kingdom - 14.7 thousand (Figure 3).

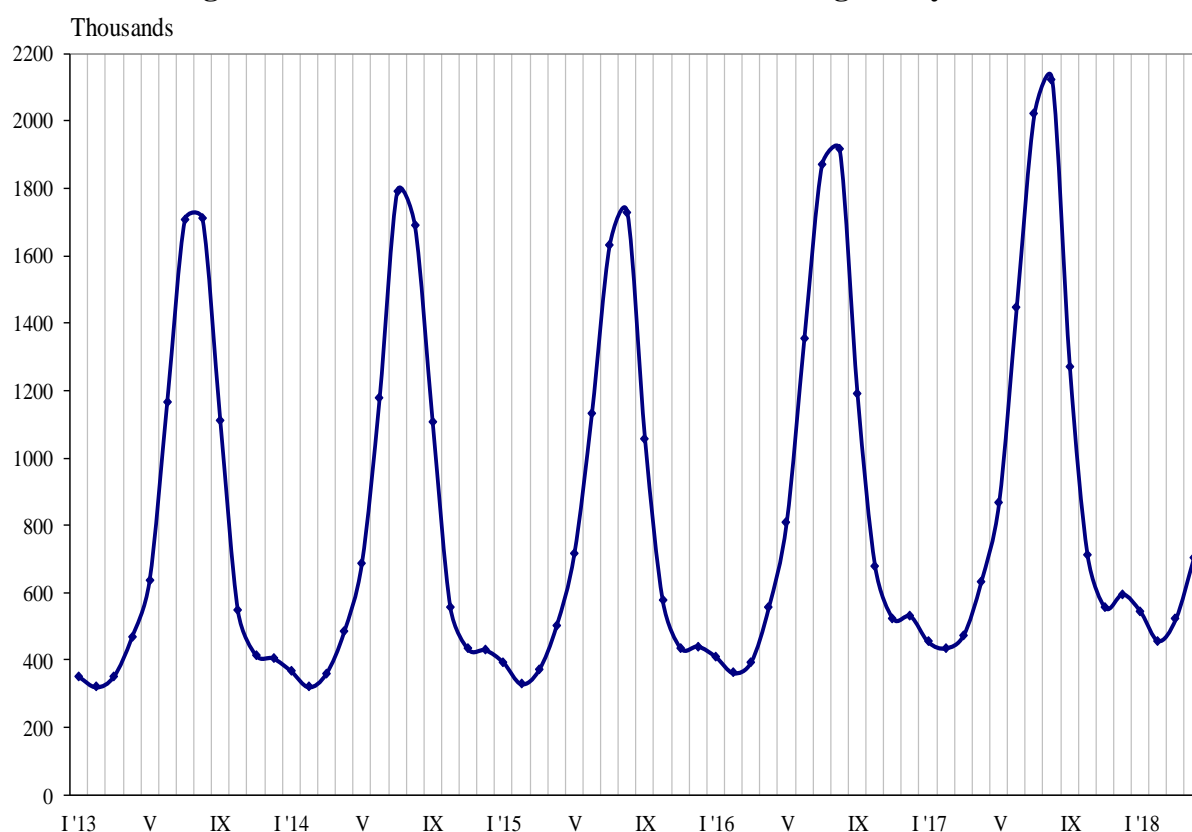
Figure 3. Top foreign destination for Bulgarian residents by purpose of visit in April 2018





In April 2018, the number of arrivals of visitors from abroad to Bulgaria was 701.9 thousand (Annex, Table 2) or by 10.8% more in comparison with April 2017 (Figure 4). An increase was registered in the trips by all observed purposes: with other purposes (including as guest and passing transit) - by 15.1%, with holiday and recreation purpose - by 8.4%, and with professional purpose - by 7.4%. Transit passes through the country were 25.1% (175.9 thousand) of all visits of foreigners to Bulgaria.

Figure 4. Arrivals of visitors from abroad to Bulgaria by months



The share of visits of EU citizens was 56.2% of the total number of foreigners' visits to Bulgaria in April 2018 or by 9.5% more in comparison with the same month of the previous year. An increase was registered in the visits of citizens from France - by 42.5%, the United Kingdom - by 26.1%, Poland - by 17.9%, Greece - by 13.1%, Romania - by 6.1%, and etc. At the same time decreased the visits from Austria - by 10.3%, Germany - by 2.3%, Italy - by 2.1%, and etc.

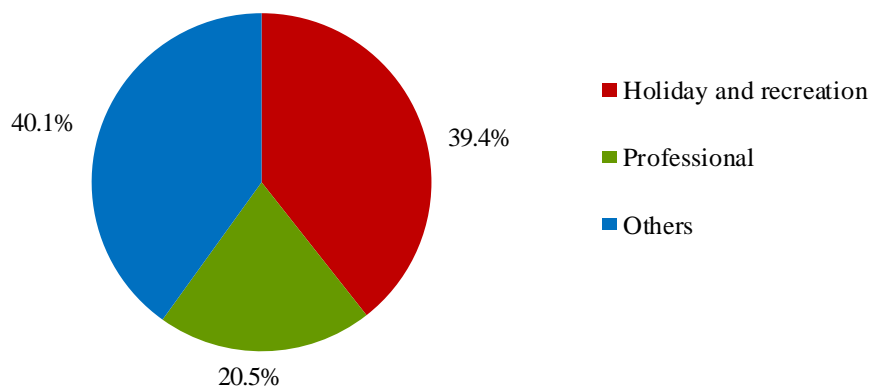
The visits of foreigners in the group 'Other European countries'¹ increased by 11.2%, as the highest growth was observed in the visits of citizens of Serbia - by 23.1%.

In April 2018, the predominant share of the visits with other purposes was 40.1%, followed by trips with holiday and recreation purpose - 39.4%, and with professional purpose - 20.5% (Figure 5).

¹ Group 'Other European countries' includes countries in Europe outside EU.

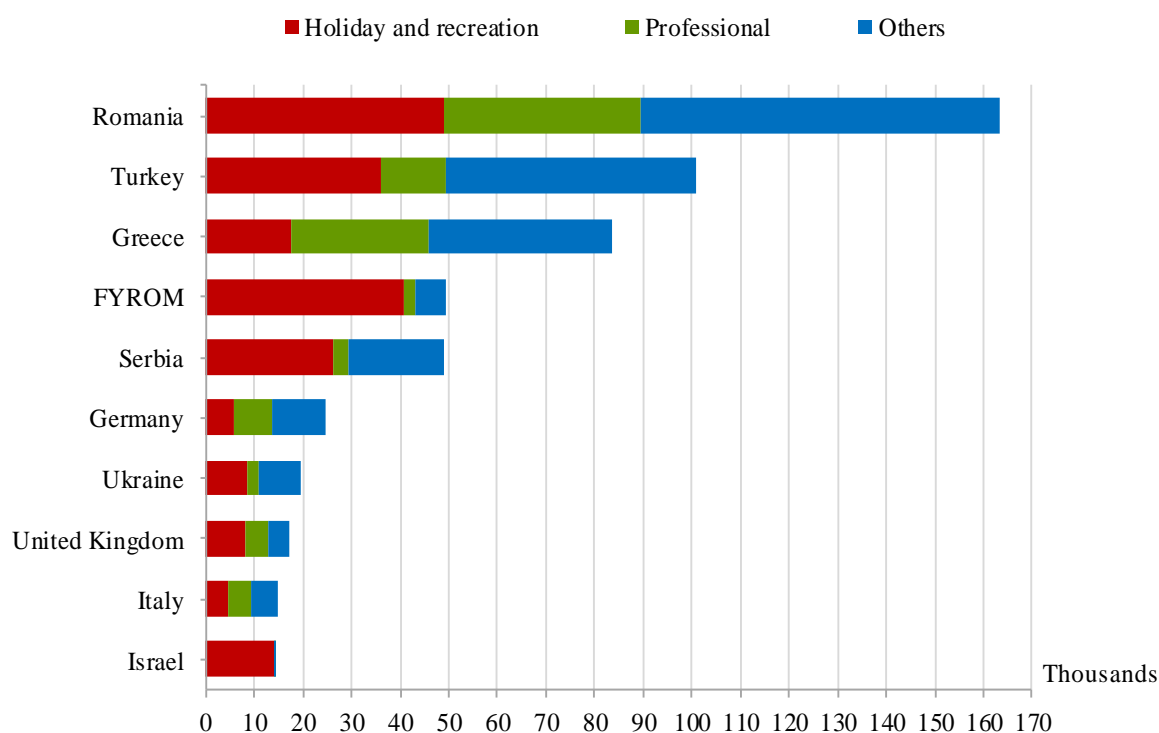


Figure 5. Structure of visits of foreign citizens to Bulgaria by purpose in April 2018



In April 2018 the most visits to Bulgaria were from: Romania - 163.5 thousand, Turkey - 100.8 thousand, Greece - 83.7 thousand, the Former Yugoslav Republic of Macedonia - 49.5 thousand, Serbia - 48.9 thousand, Germany - 24.5 thousand, Ukraine - 19.4 thousand, the United Kingdom - 17.2 thousand, Italy - 14.9 thousand, Israel - 14.4 thousand (Figure 6).

Figure 6. Top visits by foreigners to Bulgaria by country of residence and purpose in April 2018





Methodological notes

The definitions recommended by the World Tourist Organization and the Methodological manual for tourism by Eurostat are applied by the National Statistical Institute.

In accordance with these definitions **an international tourist** is any person who travels to a country other than his/her permanent residence for less than a year and whose main purpose is not doing any activity for payment in place visited.

The purposes of visiting a country are the following:

- Excursion, holiday or entertainment (visits to cultural or historical landmarks, sport events and other);
- Visiting friends and relatives;
- Professional purposes (business trips, participation in conferences, congresses, concluding deals, and etc.);
- Other (education, medical treatment, and etc.) purposes.

Statistical data on the trips of Bulgarian citizens travelling abroad and visits by foreigners to Bulgaria are obtained on the basis of monthly information received from the Ministry of Interior and sample survey of the National Statistical Institute among Bulgarian and foreign citizens passing through border check points.

Data on the number of the trips of the citizens of the European Union are estimated on the basis of the information obtained from the Ministry of Interior and the airport authorities. Data on the number of citizens from 'third countries' are obtained directly from the Ministry of Interior.

Data on the purposes of the trips are obtained on the basis of the NSI's regular monthly sample survey of passing Bulgarian and foreign citizens through the border check points.



Annex

Table 1

**Trips of Bulgarian residents abroad by purpose of visit
and country of destination in April 2018**

(Number)

Country of destination	Total	Purpose of visit		
		Holiday and recreation	Professional	Others
Total	606357	169774	182356	254227
EU	345424	103268	116655	125501
Austria	18718	3033	7953	7732
Belgium	11609	506	10500	603
Croatia	4735	2545	2190	-
Cyprus	1781	445	609	727
Czech Republic	5756	2405	2200	1151
Denmark	1459	324	826	309
Finland	1077	324	369	384
France	10319	3586	3621	3112
Germany	36681	8710	15866	12105
Greece	115482	43234	26995	45253
Hungary	7171	2536	3200	1435
Ireland	487	487	-	-
Italy	28513	11840	7536	9137
Malta	938	619	319	-
Netherlands	8174	2569	1635	3970
Poland	8242	2324	3909	2009
Portugal	3246	1948	1298	-
Romania	41795	5166	15801	20828
Slovakia	1970	586	788	596
Slovenia	4189	893	698	2598
Spain	15493	6328	5721	3444
Sweden	918	329	405	184
United Kingdom	14705	2417	3424	8864
Other EU countries	1966	114	792	1060
Other European countries	243870	60039	59164	124667
The Former Yugoslav Republic of Macedonia	39474	16505	15074	7895
Norway	388	-	388	-
Russian Federation	6091	1582	2244	2265
Serbia	54834	8926	15202	30706
Switzerland	535	100	240	195
Turkey	140466	32675	25485	82306
Ukraine	2082	251	531	1300
Other countries	2439	1564	427	448
Canada	241	70	103	68
Israel	1571	1200	228	143
USA	627	294	96	237
Rest of the world	14624	4903	6110	3611



Table 2

**Arrivals of visitors from abroad to Bulgaria
by purpose of visit and country of origin in April 2018**

(Number)

Country of origin	Total	Purpose of visit		
		Holiday and recreation	Professional	Others
Total	701887	276368	143726	281793
EU	394139	112260	112263	169616
Austria	11662	1697	3064	6901
Belgium	5397	830	2491	2076
Croatia	2972	1292	897	783
Cyprus	2262	1023	485	754
Czech Republic	3336	1588	1038	710
Denmark	1438	209	749	480
Finland	1778	667	463	648
France	10921	2203	4502	4216
Germany	24548	5919	7660	10969
Greece	83669	17522	28413	37734
Hungary	4654	1031	714	2909
Ireland	1156	844	312	-
Italy	14856	4515	4892	5449
Malta	281	179	102	-
Netherlands	7557	1756	1645	4156
Poland	14363	5558	3938	4867
Portugal	1530	923	411	196
Romania	163480	48890	40732	73858
Slovakia	3464	1459	330	1675
Slovenia	3160	587	837	1736
Spain	6718	2687	2015	2016
Sweden	2653	1058	758	837
United Kingdom	17216	7962	4734	4520
Other EU countries	5068	1861	1081	2126
Other European countries	233450	120351	24445	88654
The Former Yugoslav Republic of Macedonia	49487	40568	2644	6275
Norway	782	414	368	-
Russian Federation	11119	8255	785	2079
Serbia	48932	26170	3331	19431
Switzerland	2860	572	1415	873
Turkey	100844	35862	13507	51475
Ukraine	19426	8510	2395	8521
Other countries	24689	22454	1044	1191
Canada	1308	1085	83	140
Israel	14430	13970	195	265
Japan	898	709	93	96
USA	8053	6690	673	690
Rest of the world	49609	21303	5974	22332