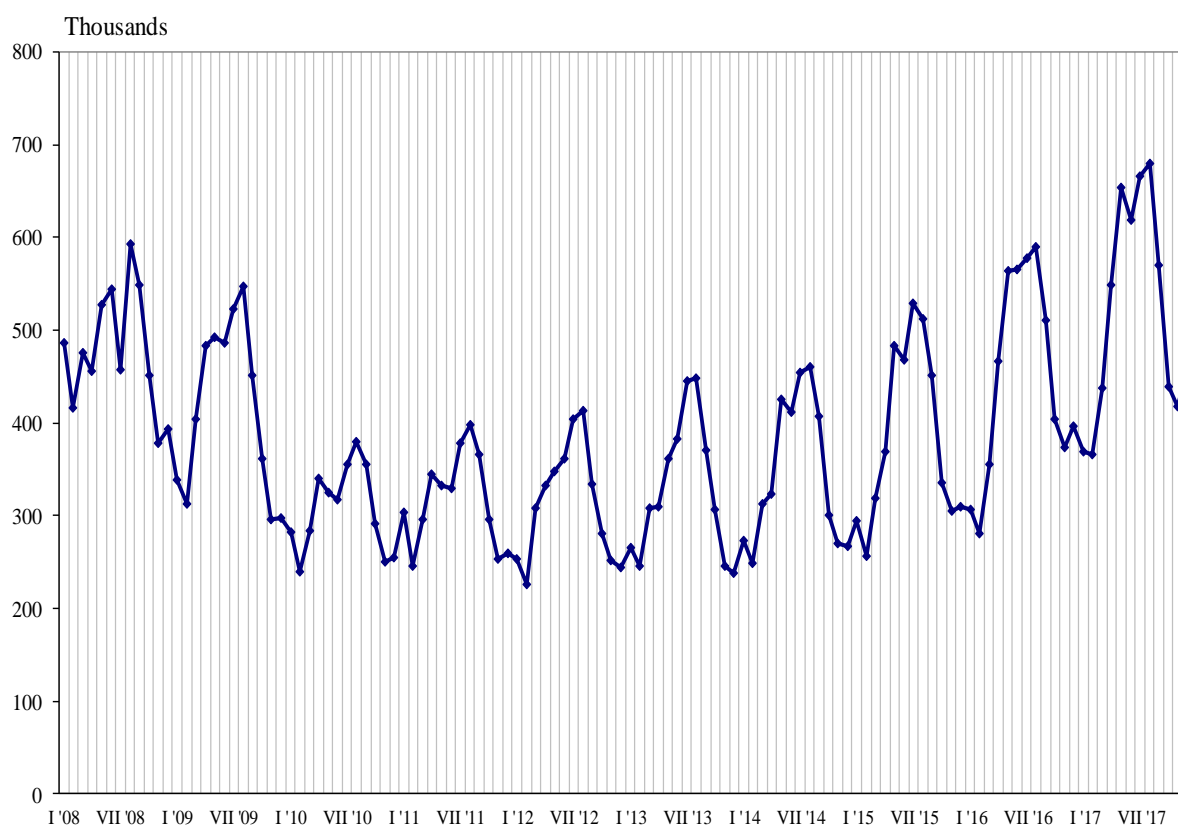




TRIPS OF BULGARIAN RESIDENTS ABROAD AND ARRIVALS OF VISITORS FROM ABROAD TO BULGARIA IN DECEMBER 2017

In December 2017, **the number of the trips of Bulgarian residents abroad** was 459.2 thousand (Annex, Table 1) or by 15.6% above the registered in December 2016 (Figure 1). In comparison with the same month of the previous year, an increase was observed in the total number of the trips of Bulgarians to: Turkey - by 18.6%, Serbia - by 17.3%, Greece - by 14.7%, Romania - by 10.8%, Austria - by 10.4%, the Former Yugoslav Republic of Macedonia - by 10.0%, Germany - by 8.5%, Italy - by 6.3%, and etc. At the same time decreased the number of the trips of Bulgarians to: Russian Federation - by 32.5%, Ukraine - by 22.3%, Switzerland - by 20.0%, and etc.

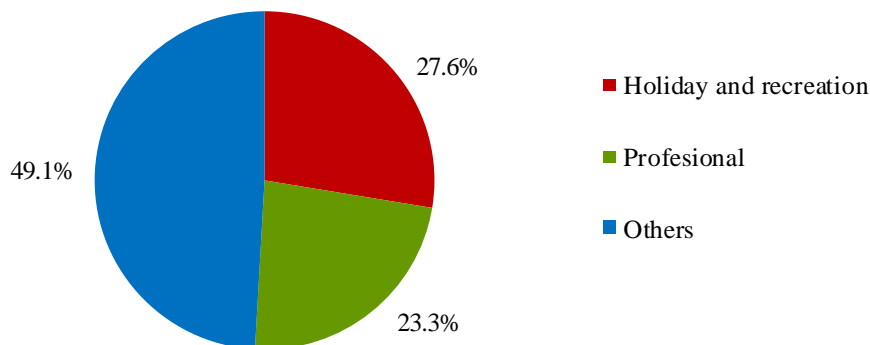
Figure 1. Trips of Bulgarian residents abroad by months



In comparison with December 2016, an increase was registered in the trips with all observed purposes: with holiday and recreation purpose - by 42.2%, with professional purpose - by 11.4%, and with other purposes - by 6.3%. The trips with other purposes (as a guest, education and visit the cultural and sport events) in December 2017 composed the greatest share of the total number of trips of Bulgarian residents abroad - 49.1%, followed by the trips with holiday and recreation purpose - 27.6%, and with professional purpose - 23.3% (Figure 2).

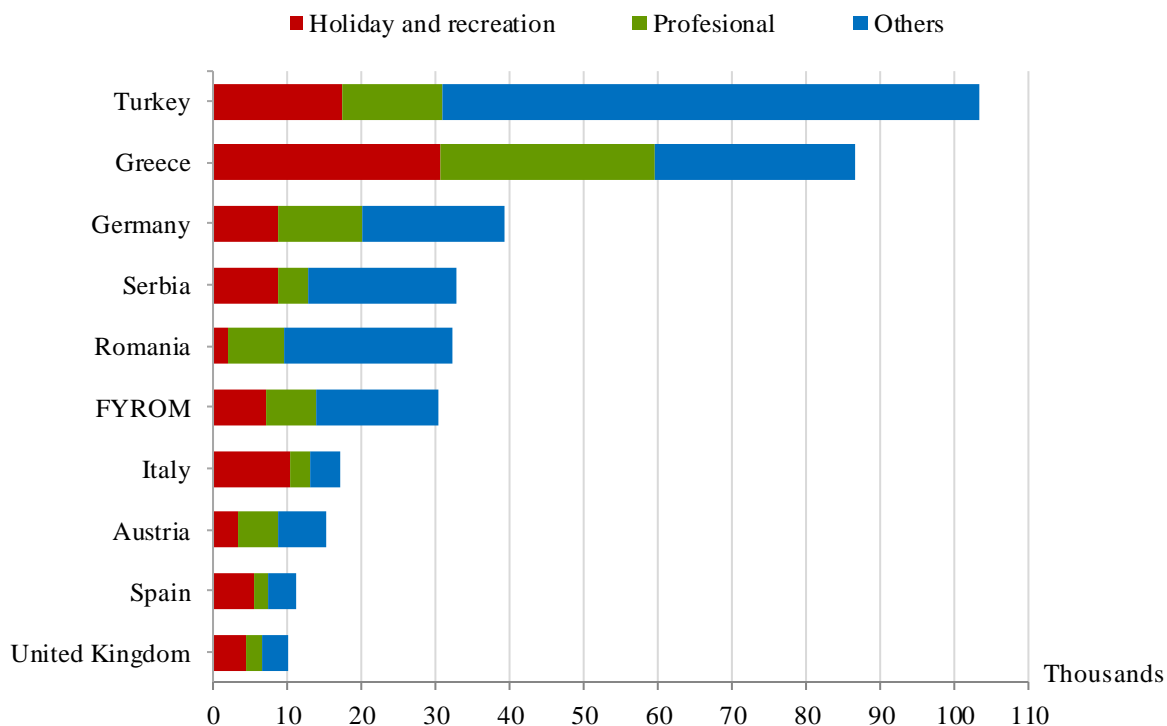


Figure 2. Structure of the trips of Bulgarian residents abroad by purpose of visit in December 2017



In December 2017 most trips of Bulgarian citizens were made to: Turkey - 103.4 thousand, Greece - 86.7 thousand, Germany - 39.2 thousand, Serbia - 32.8 thousand, Romania - 32.2 thousand, the Former Yugoslav Republic of Macedonia - 30.5 thousand, Italy - 17.1 thousand, Austria - 15.2 thousand, Spain - 11.1 thousand, the United Kingdom - 10.2 thousand (Figure 3).

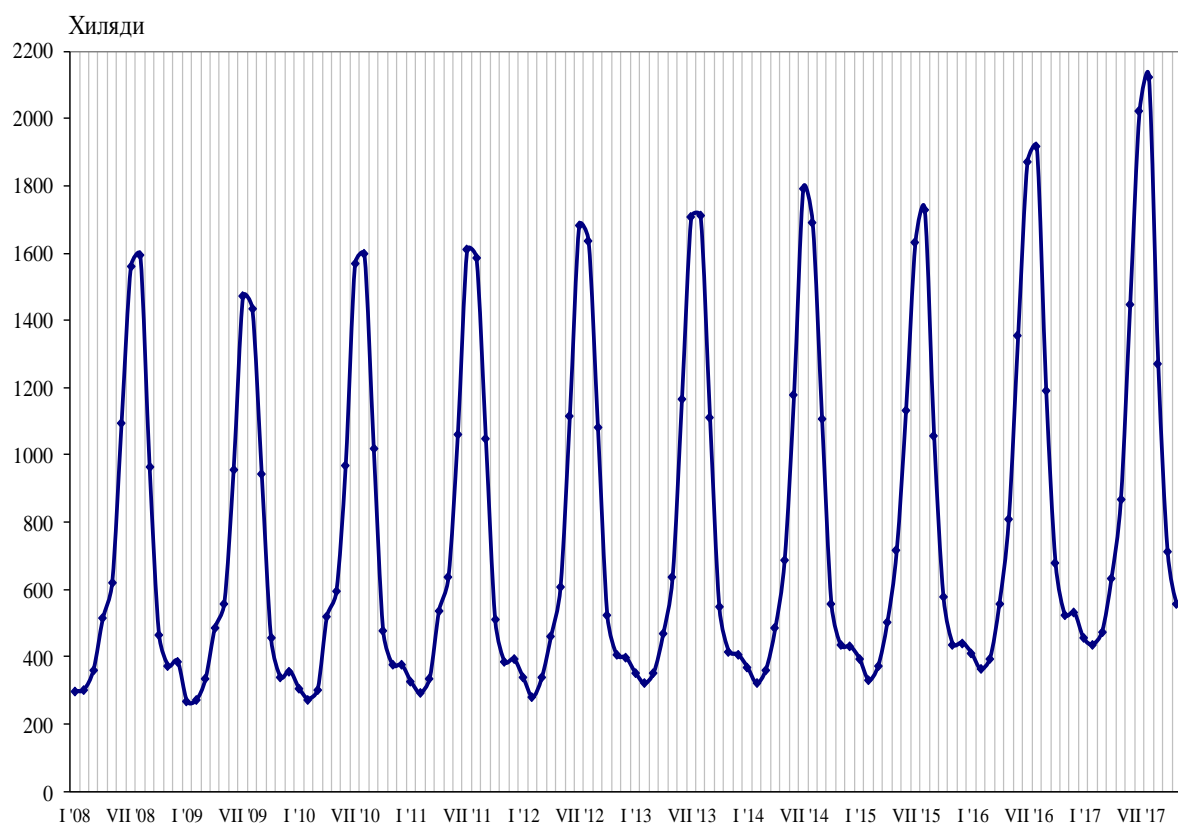
Figure 3. Top foreign destination for Bulgarian residents by purpose of visit in December 2017





In December 2017, **the number of arrivals of visitors from abroad to Bulgaria** was 596.1 thousand (Annex, Table 2) or by 12.2% more in comparison with December 2016 (Figure 4). An increase was registered in the trips by all observed purposes: with other purposes (including as guest and passing transit) - by 13.3%, with holiday and recreation purpose - by 12.3%, and with professional purpose - by 9.7%. Transit passes through the country were 23.3% (138.9 thousand) of all visits of foreigners to Bulgaria.

Figure 4. Arrivals of visitors from abroad to Bulgaria by months



The share of visits of EU citizens was 55.8% of the total number of foreigners' visits to Bulgaria in December 2017 or by 13.0% more in comparison with the same month of the previous year. An increase was registered in the visits of citizens from Italy - by 32.7%, Germany - by 18.7%, the United Kingdom - by 15.4%, Greece - by 15.1%, Romania - by 4.2%, and etc. At the same time decreased the visits from Croatia - by 21.2%, Spain - by 12.7%, Czech Republic - by 0.6%, and etc.

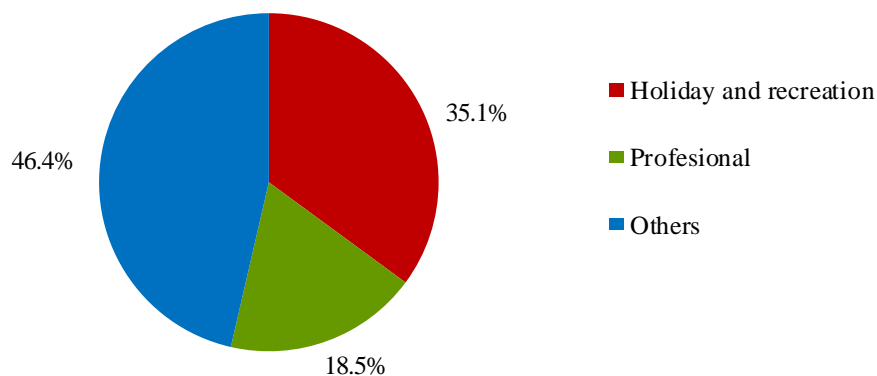
The visits of foreigners in the group 'Other European countries'¹ increased by 10.0%, as the highest growth was observed in the visits of citizens of Turkey - by 13.5%.

In December 2017, the predominant share of the visits with other purposes was 46.4%, followed by trips with holiday and recreation purpose - 35.1%, and with professional purpose - 18.5% (Figure 5).

¹ Group 'Other European countries' includes countries in Europe outside EU.

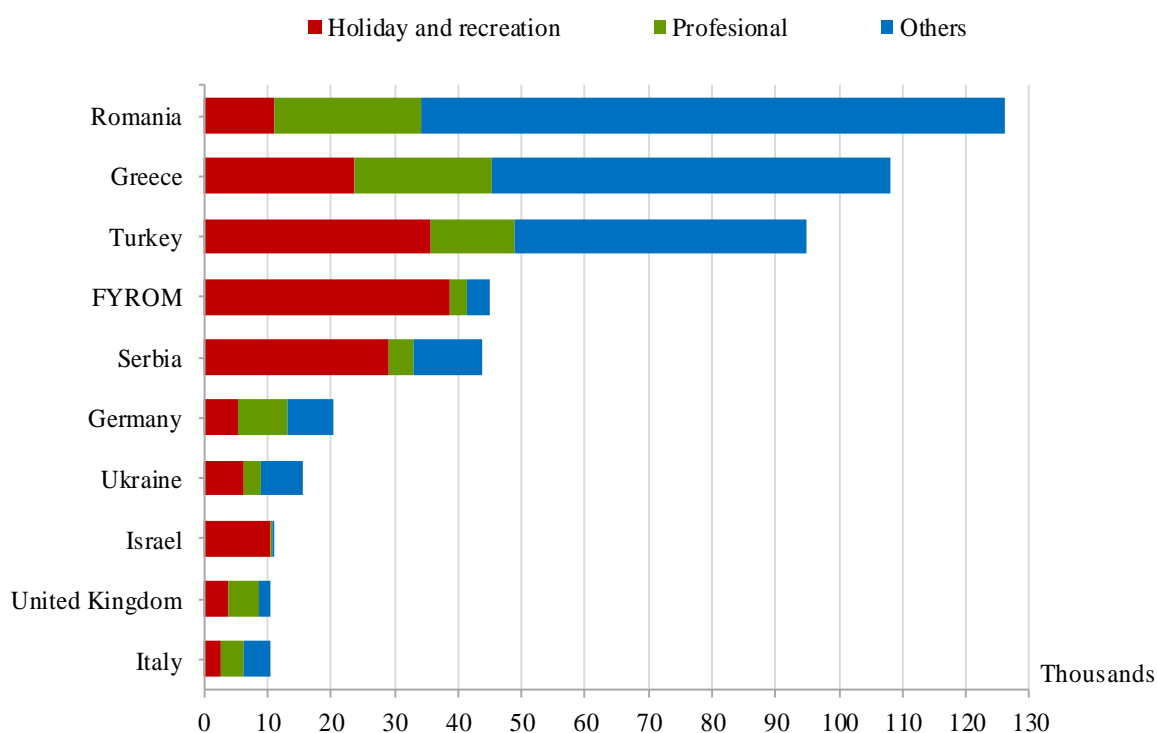


Figure 5. Structure of visits of foreign citizens to Bulgaria by purpose in December 2017



In December 2017 the most visits to Bulgaria were from: Romania - 126.1 thousand, Greece - 108.3 thousand, Turkey - 94.8 thousand, the Former Yugoslav Republic of Macedonia - 45.1 thousand, Serbia - 43.9 thousand, Germany - 20.5 thousand, Ukraine - 15.5 thousand, Israel - 10.9 thousand, the United Kingdom - 10.4 thousand, Italy - 10.3 thousand (Figure 6).

Figure 6. Top visits by foreigners to Bulgaria by country of residence and purpose in December 2017





Methodological notes

The definitions recommended by the World Tourist Organization and the Methodological manual for tourism by Eurostat are applied by the National Statistical Institute.

In accordance with these definitions **an international tourist** is any person who travels to a country other than his/her permanent residence for less than a year and whose main purpose is not doing any activity for payment in place visited.

The purposes of visiting a country are the following:

- Excursion, holiday or entertainment (visits to cultural or historical landmarks, sport events and other);
- Visiting friends and relatives;
- Professional purposes (business trips, participation in conferences, congresses, concluding deals, and etc.);
- Other (education, medical treatment, and etc.) purposes.

Statistical data on the trips of Bulgarian citizens travelling abroad and visits by foreigners to Bulgaria are obtained on the basis of monthly information received from the Ministry of Interior and sample survey of the National Statistical Institute among Bulgarian and foreign citizens passing through border check points.

Data on the number of the trips of the citizens of the European Union are estimated on the basis of the information obtained from the Ministry of Interior and the airport authorities. Data on the number of citizens from 'third countries' are obtained directly from the Ministry of Interior.

Data on the purposes of the trips are obtained on the basis of the NSI's regular monthly sample survey of passing Bulgarian and foreign citizens through the border check points.



Annex

Table 1

**Trips of Bulgarian residents abroad by purpose of visit
and country of destination in December 2017**

(Number)

Country of destination	Total	Purpose of visit		
		Holiday and recreation	Professional	Others
Total	459206	126639	106903	225664
EU	271772	86110	76531	109131
Austria	15232	3263	5391	6578
Belgium	9263	1958	2194	5111
Croatia	1943	1943	-	-
Cyprus	1139	1139	-	-
Czech Republic	5813	1742	1164	2907
Denmark	1944	-	486	1458
Finland	380	108	-	272
France	5716	3237	1278	1201
Germany	39152	8770	11275	19107
Greece	86651	30568	29040	27043
Hungary	8668	1239	4720	2709
Ireland	1138	805	333	-
Italy	17140	10373	2706	4061
Malta	649	325	130	194
Netherlands	5733	2904	555	2274
Poland	5360	1877	1907	1576
Portugal	570	218	352	-
Romania	32221	2113	7508	22600
Slovakia	3241	1409	1292	540
Slovenia	4274	784	1162	2328
Spain	11134	5566	1855	3713
Sweden	2002	1135	867	-
United Kingdom	10154	4330	2240	3584
Other EU countries	2255	304	76	1875
Other European countries	173629	34487	26416	112726
The Former Yugoslav Republic of Macedonia	30466	7000	6824	16642
Norway	536	-	-	536
Russian Federation	2451	471	754	1226
Serbia	32775	8550	4275	19950
Switzerland	2039	723	674	642
Turkey	103354	17540	13435	72379
Ukraine	2008	203	454	1351
Other countries	1614	123	416	1075
Canada	171	-	57	114
Israel	914	123	183	608
USA	529	-	176	353
Rest of the world	12191	5919	3540	2732



Table 2

**Arrivals of visitors from abroad to Bulgaria
by purpose of visit and country of origin in December 2017**

(Number)

Country of origin	Total	Purpose of visit		
		Holiday and recreation	Professional	Others
Total	596074	209023	110401	276650
EU	332363	60882	81027	190454
Austria	9811	1829	3492	4490
Belgium	4522	937	792	2793
Croatia	1176	587	183	406
Cyprus	2561	957	212	1392
Czech Republic	5126	1281	2455	1390
Denmark	1046	728	318	-
Finland	378	189	126	63
France	6594	1507	2826	2261
Germany	20478	5442	7733	7303
Greece	108289	23744	21501	63044
Hungary	2802	311	705	1786
Ireland	1246	890	356	-
Italy	10253	2706	3560	3987
Malta	324	220	-	104
Netherlands	3754	786	1346	1622
Poland	6818	759	3262	2797
Portugal	428	315	113	-
Romania	126087	11087	23056	91944
Slovakia	3842	928	980	1934
Slovenia	806	202	335	269
Spain	2711	1162	1420	129
Sweden	908	227	681	-
United Kingdom	10428	3700	4878	1850
Other EU countries	1975	388	697	890
Other European countries	210003	117040	23381	69582
The Former Yugoslav Republic of Macedonia	45075	38754	2534	3787
Norway	310	-	264	46
Russian Federation	9678	7189	709	1780
Serbia	43930	29194	3687	11049
Switzerland	713	158	334	221
Turkey	94811	35591	13158	46062
Ukraine	15486	6154	2695	6637
Other countries	15437	13978	667	792
Canada	562	431	30	101
Israel	10875	10487	222	166
Japan	430	361	34	35
USA	3570	2699	381	490
Rest of the world	38271	17123	5326	15822