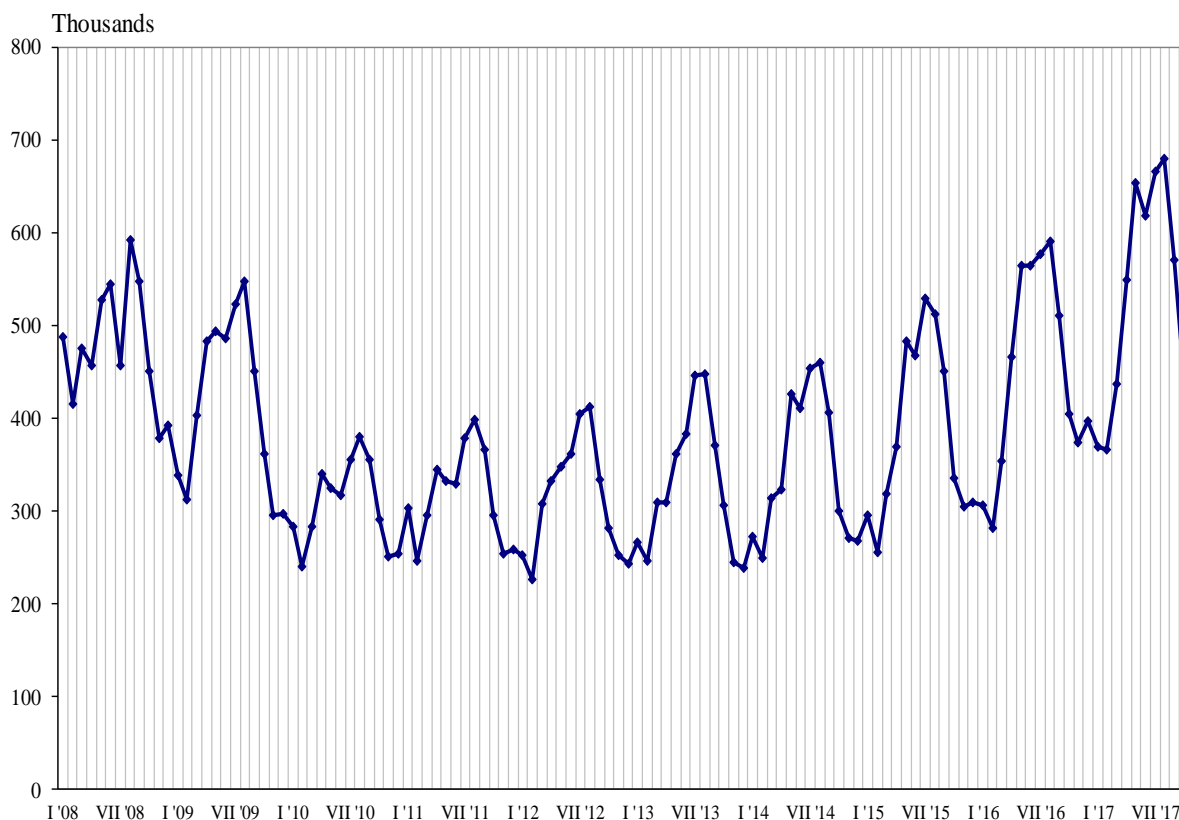




## TRIPS OF BULGARIAN RESIDENTS ABROAD AND ARRIVALS OF VISITORS FROM ABROAD TO BULGARIA IN OCTOBER 2017

In October 2017, **the number of the trips of Bulgarian residents abroad** was 439.0 thousand (Annex, Table 1) or by 8.7% above the registered in October 2016 (Figure 1). In comparison with the same month of the previous year, an increase was observed in the total number of the trips of Bulgarians to: Austria - by 32.5%, Serbia - by 18.9%, Romania - by 13.5%, the Former Yugoslav Republic of Macedonia - by 6.8%, the United Kingdom - by 4.0%, Turkey - by 1.8%, Greece - by 0.2%, and etc. At the same time decreased the number of the trips of Bulgarians to: France - by 7.8%, Czech Republic - by 4.2%, Germany - by 0.6%, and etc.

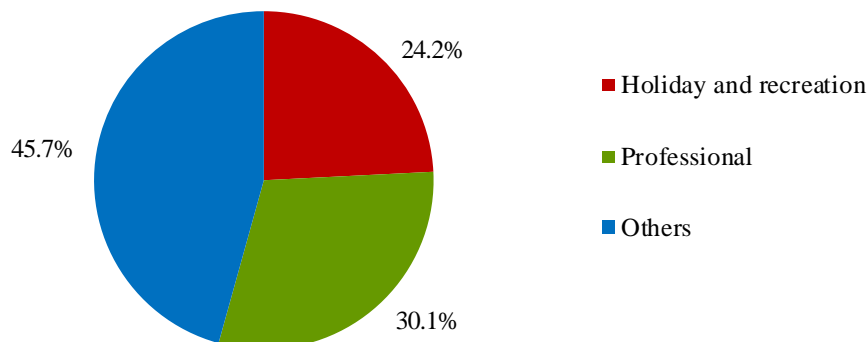
**Figure 1. Trips of Bulgarian residents abroad by months**



In comparison with October 2016, an increase was registered in the trips with all observed purposes: with professional purpose - by 22.8%, with holiday and recreation purpose - by 6.7%, and with other purposes - by 1.9%. The trips with other purposes (as a guest, education and visit the cultural and sport events) in October 2017 composed the greatest share of the total number of trips of Bulgarian residents abroad - 45.7%, followed by the trips with professional purpose - 30.1%, and with holiday and recreation purpose - 24.2% (Figure 2).

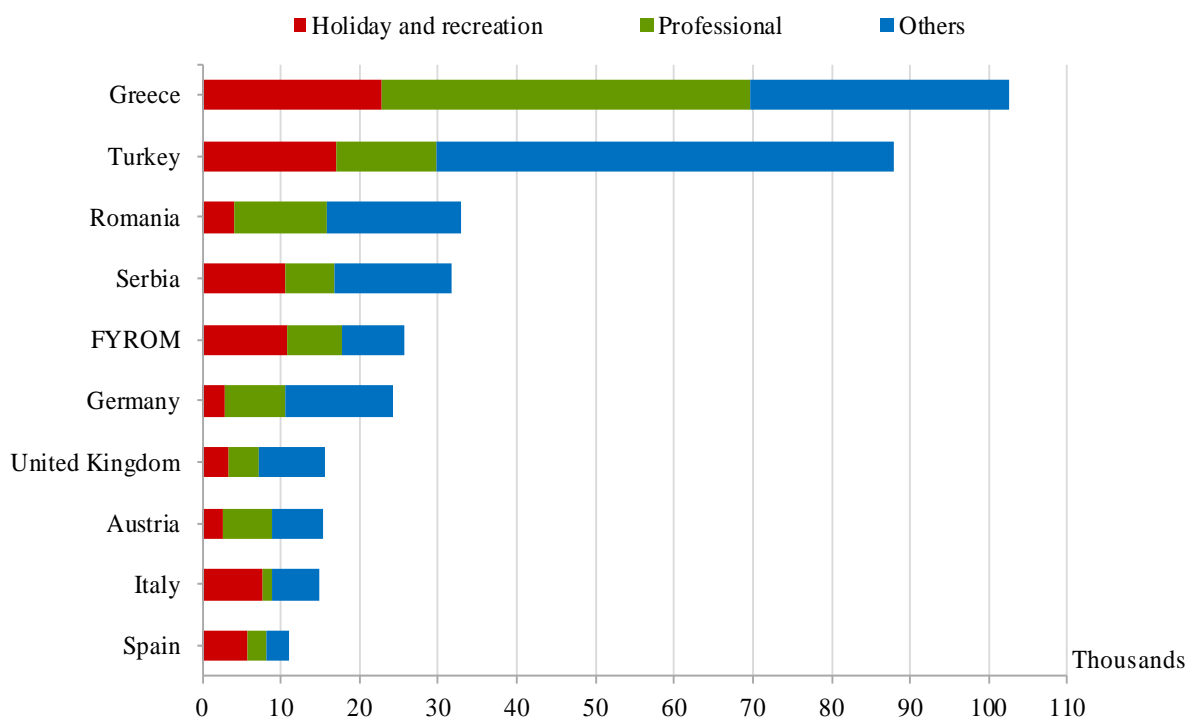


**Figure 2. Structure of the trips of Bulgarian residents abroad by purpose of visit in October 2017**



In October 2017 most trips of Bulgarian citizens were made to: Greece - 102.6 thousand, Turkey - 88.0 thousand, Romania - 33.0 thousand, Serbia - 31.8 thousand, the Former Yugoslav Republic of Macedonia - 25.7 thousand, Germany - 24.3 thousand, the United Kingdom - 15.6 thousand, Austria - 15.4 thousand, Italy - 14.9 thousand, and Spain - 11.0 thousand (Figure 3).

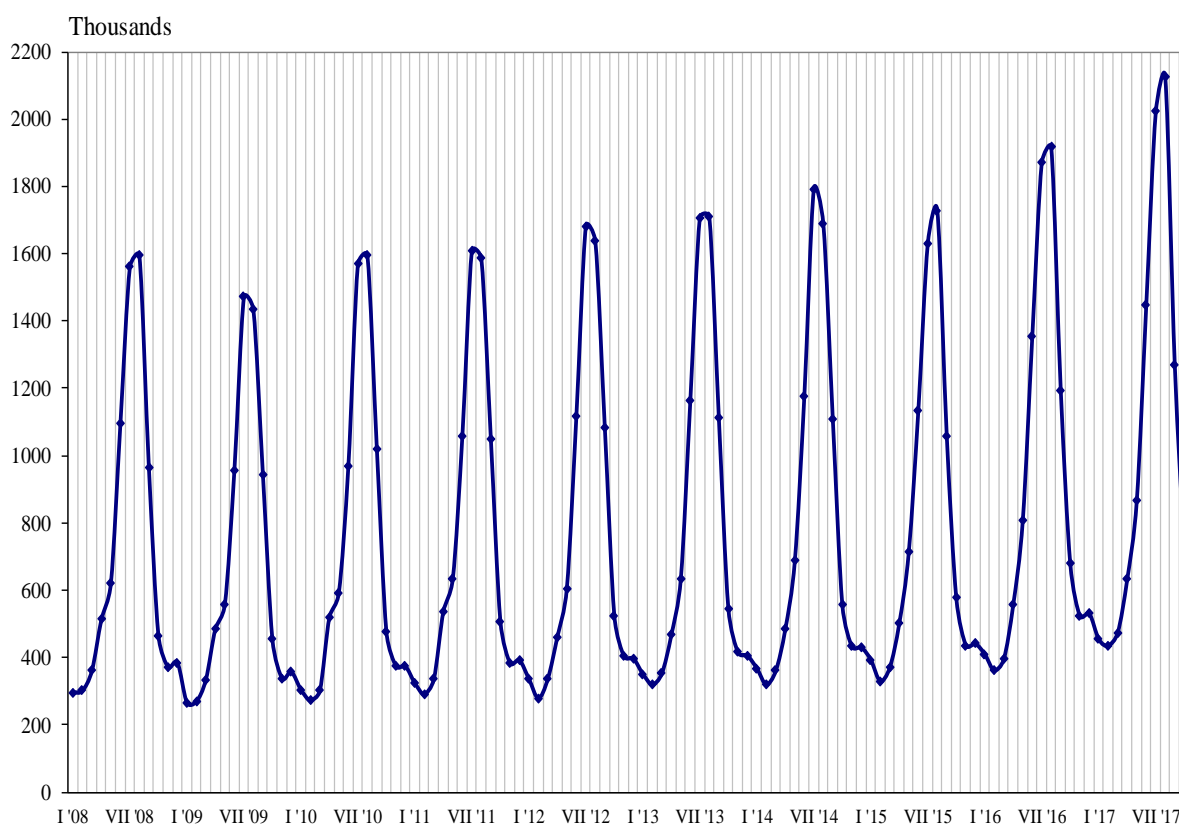
**Figure 3. Top foreign destination for Bulgarian residents by purpose of visit in October 2017**





In October 2017, **the number of arrivals of visitors from abroad to Bulgaria** was 712.6 thousand (Annex, Table 2) or by 5.0% more in comparison with October 2016 (Figure 4). An increase was registered in the trips by all observed purposes: with professional purpose - by 15.1%, with holiday and recreation purpose - by 3.5%, and with other purposes (including as guest and passing transit) - by 2.4%, Transit passes through the country were 25.1% (179.1 thousand) of all visits of foreigners to Bulgaria.

**Figure 4. Arrivals of visitors from abroad to Bulgaria by months**



The share of visits of EU citizens was 56.1% of the total number of foreigners' visits to Bulgaria in October 2017 or by 3.1% more in comparison with the same month of the previous year. An increase was registered in the visits of citizens from the Netherlands - by 62.5%, France - by 25.3%, the United Kingdom - by 23.0%, Belgium - by 15.7%, Romania - by 4.7%, Austria - by 3.2%, and etc. At the same time decreased the visits from Poland - by 12.6%, Italy - by 8.2%, Germany - by 1.7%, Greece - by 1.4%, and etc.

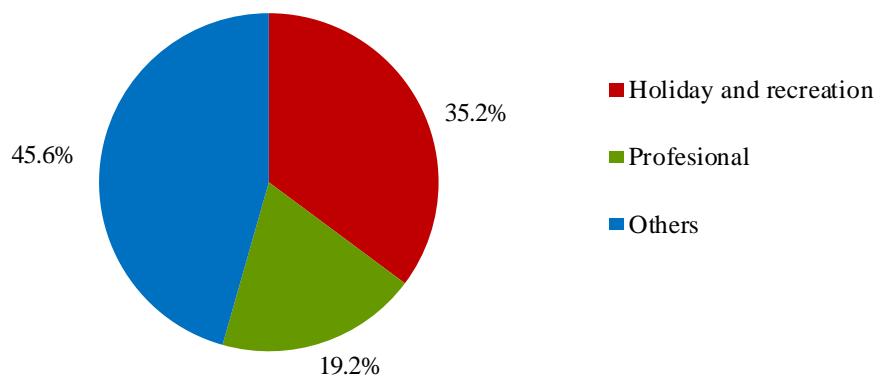
The visits of foreigners in the group 'Other European countries'<sup>1</sup> increased by 5.8%, as the highest growth was observed in the visits of citizens of Serbia - by 10.0%.

In October 2017, the predominant share of the visits with other purposes was 45.6%, followed by trips with holiday and recreation purpose - 35.2%, and with professional purpose - 19.2% (Figure 5).

<sup>1</sup> Group 'Other European countries' includes countries in Europe outside EU.

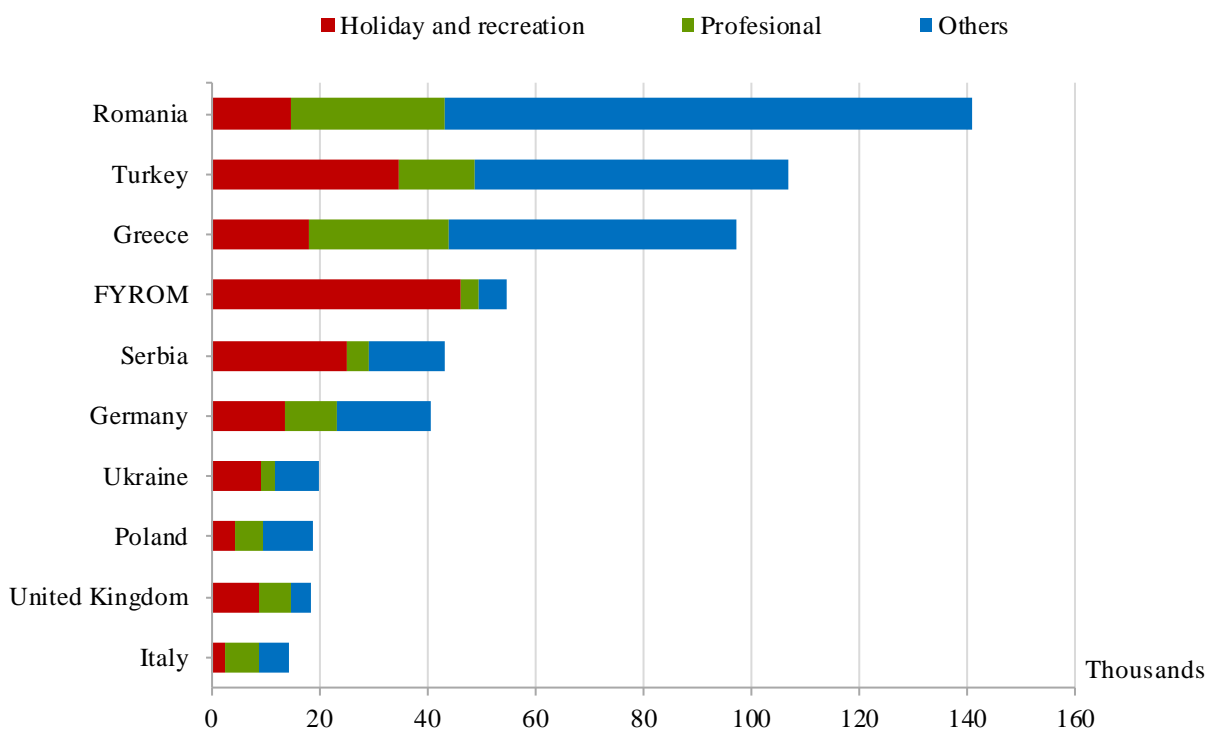


**Figure 5. Structure of visits of foreign citizens to Bulgaria by purpose in October 2017**



In October 2017 the most visits to Bulgaria were from: Romania - 140.9 thousand, Turkey - 106.6 thousand, Greece - 97.2 thousand, the Former Yugoslav Republic of Macedonia - 54.6 thousand, Serbia - 43.1 thousand, Germany - 40.5 thousand, Ukraine - 19.7 thousand, Poland - 18.7 thousand, the United Kingdom - 18.2 thousand, and Italy - 14.4 thousand (Figure 6).

**Figure 6. Top visits by foreigners to Bulgaria by country of residence and purpose in October 2017**





## Methodological notes

The definitions recommended by the World Tourist Organization and the Methodological manual for tourism by Eurostat are applied by the National Statistical Institute.

In accordance with these definitions **an international tourist** is any person who travels to a country other than his/her permanent residence for less than a year and whose main purpose is not doing any activity for payment in place visited.

**The purposes of visiting** a country are the following:

- Excursion, holiday or entertainment (visits to cultural or historical landmarks, sport events and other);
- Visiting friends and relatives;
- Professional purposes (business trips, participation in conferences, congresses, concluding deals, and etc.);
- Other (education, medical treatment, and etc.) purposes.

Statistical data on the trips of Bulgarian citizens travelling abroad and visits by foreigners to Bulgaria are obtained on the basis of monthly information received from the Ministry of Interior and sample survey of the National Statistical Institute among Bulgarian and foreign citizens passing through border check points.

Data on the number of the trips of the citizens of the European Union are estimated on the basis of the information obtained from the Ministry of Interior and the airport authorities. Data on the number of citizens from 'third countries' are obtained directly from the Ministry of Interior.

Data on the purposes of the trips are obtained on the basis of the NSI's regular monthly sample survey of passing Bulgarian and foreign citizens through the border check points.



Annex

Table 1

**Trips of Bulgarian residents abroad by purposes of visit  
and country of destination in October 2017**

(Number)

Country of destination	Total	Purpose of visit		
		Holiday and recreation	Professional	Others
<b>Total</b>	<b>438983</b>	<b>106251</b>	<b>132251</b>	<b>200481</b>
<b>EU</b>	<b>274987</b>	<b>63477</b>	<b>99438</b>	<b>112072</b>
Austria	15436	2627	6240	6569
Belgium	8768	1249	3829	3690
Croatia	1720	1146	178	396
Cyprus	888	394	161	333
Czech Republic	5646	1129	4316	201
Denmark	3610	1389	555	1666
Finland	197	91	106	-
France	9270	3267	2317	3686
Germany	24289	2993	7590	13706
Greece	102647	22781	46761	33105
Hungary	4332	568	795	2969
Ireland	835	-	-	835
Italy	14900	7623	1375	5902
Malta	903	502	100	301
Netherlands	5811	1516	1389	2906
Poland	4718	1348	2359	1011
Portugal	952	272	408	272
Romania	32968	4182	11654	17132
Slovakia	3576	672	894	2010
Slovenia	3752	524	761	2467
Spain	10979	5694	2495	2790
Sweden	991	186	474	331
United Kingdom	15566	3324	3778	8464
Other EU countries	2233	-	903	1330
<b>Other European countries</b>	<b>152052</b>	<b>39630</b>	<b>28862</b>	<b>83560</b>
The Former Yugoslav Republic of Macedonia	25680	10698	7183	7799
Norway	417	291	126	-
Russian Federation	2773	431	1047	1295
Serbia	31757	10552	6351	14854
Switzerland	2306	607	1092	607
Turkey	87962	17051	12792	58119
Ukraine	1157	-	271	886
<b>Other countries</b>	<b>3165</b>	<b>425</b>	<b>297</b>	<b>2443</b>
Canada	232	76	-	156
Israel	1639	187	-	1452
USA	1294	162	297	835
<b>Rest of the world</b>	<b>8779</b>	<b>2719</b>	<b>3654</b>	<b>2406</b>



**Table 2**

**Arrivals of visitors from abroad to Bulgaria  
by purpose of visit and country of origin in October 2017**

(Number)

Country of origin	Total	Purpose of visit		
		Holiday and recreation	Professional	Others
<b>Total</b>	<b>712554</b>	<b>250967</b>	<b>136474</b>	<b>325113</b>
<b>EU</b>	<b>399818</b>	<b>82053</b>	<b>101482</b>	<b>216283</b>
Austria	12058	2261	4396	5401
Belgium	7578	1063	1505	5010
Croatia	3805	1522	1291	992
Cyprus	1221	136	471	614
Czech Republic	5453	2531	1363	1559
Denmark	1467	489	978	-
Finland	1855	1163	197	495
France	8338	1736	2875	3727
Germany	40479	13478	9715	17286
Greece	97176	18056	25760	53360
Hungary	4837	1273	509	3055
Ireland	1109	370	554	185
Italy	14408	2401	6549	5458
Malta	208	145	63	-
Netherlands	7626	2214	2517	2895
Poland	18733	4323	5119	9291
Portugal	1056	463	399	194
Romania	140906	14815	28179	97912
Slovakia	2565	513	342	1710
Slovenia	1066	303	-	763
Spain	4945	1857	1573	1515
Sweden	1960	1235	218	507
United Kingdom	18227	8869	5758	3600
Other EU countries	2742	837	1151	754
<b>Other European countries</b>	<b>237817</b>	<b>124518</b>	<b>26094</b>	<b>87205</b>
The Former Yugoslav Republic of Macedonia	54610	46159	3442	5009
Norway	1162	772	193	197
Russian Federation	9949	7196	1115	1638
Serbia	43098	25083	4179	13836
Switzerland	2650	1821	166	663
Turkey	106643	34476	14305	57862
Ukraine	19705	9011	2694	8000
<b>Other countries</b>	<b>23974</b>	<b>21486</b>	<b>1300</b>	<b>1188</b>
Canada	1610	1306	96	208
Israel	13892	13426	244	222
Japan	1518	883	334	301
USA	6954	5871	626	457
<b>Rest of the world</b>	<b>50945</b>	<b>22910</b>	<b>7598</b>	<b>20437</b>