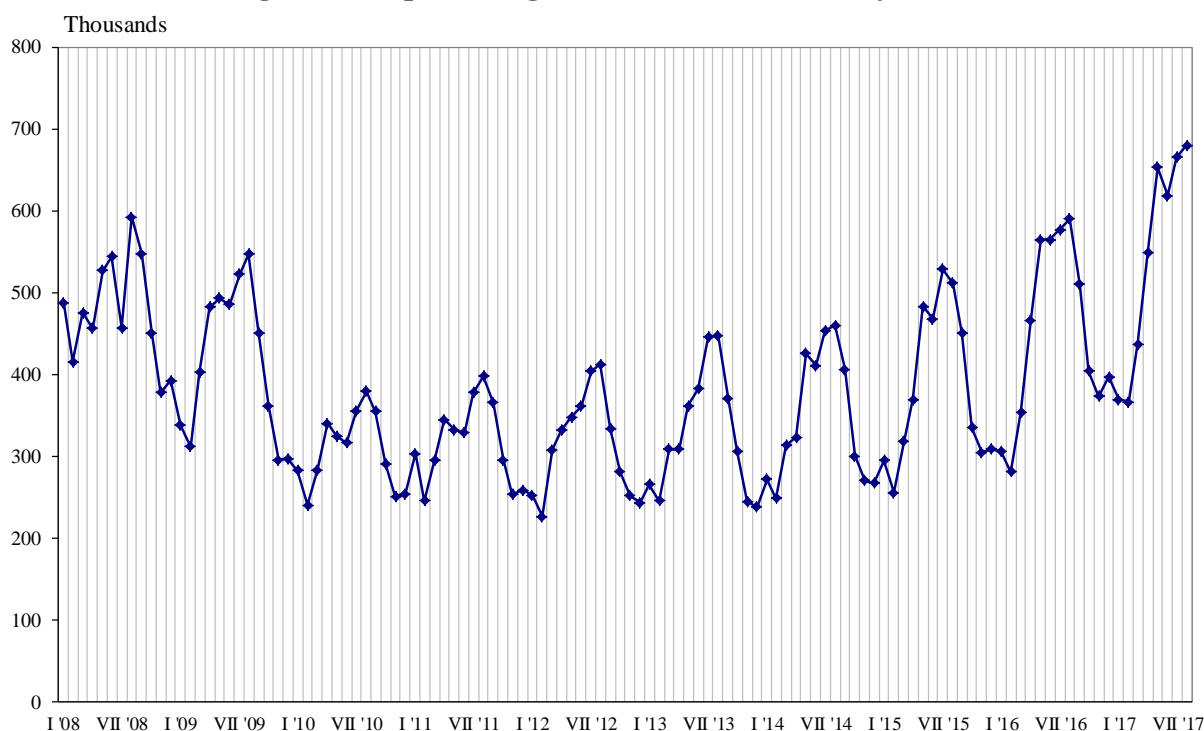




TRIPS OF BULGARIAN RESIDENTS ABROAD AND ARRIVALS OF VISITORS FROM ABROAD TO BULGARIA IN AUGUST 2017

In August 2017, the number of the trips of Bulgarian residents abroad was 680.4 thousand (Annex, Table 1) or by 15.2% above the registered in August 2016 (Figure 1). In comparison with the same month of the previous year an increase was observed in the total number of the trips of Bulgarians to: Germany - by 27.9%, Italy - by 27.3%, Austria - by 25.5%, Spain - by 22.9%, the United Kingdom - by 19.3%, Turkey - by 18.9%, France - by 12.9%, Serbia - by 11.4%, Romania - by 10.5%, Greece - by 8.8%, and etc. At the same time decreased the number of the trips of Bulgarians to: Ukraine - by 6.6%, Russian Federation - by 5.0%, and etc.

Figure 1. Trips of Bulgarian residents abroad by months

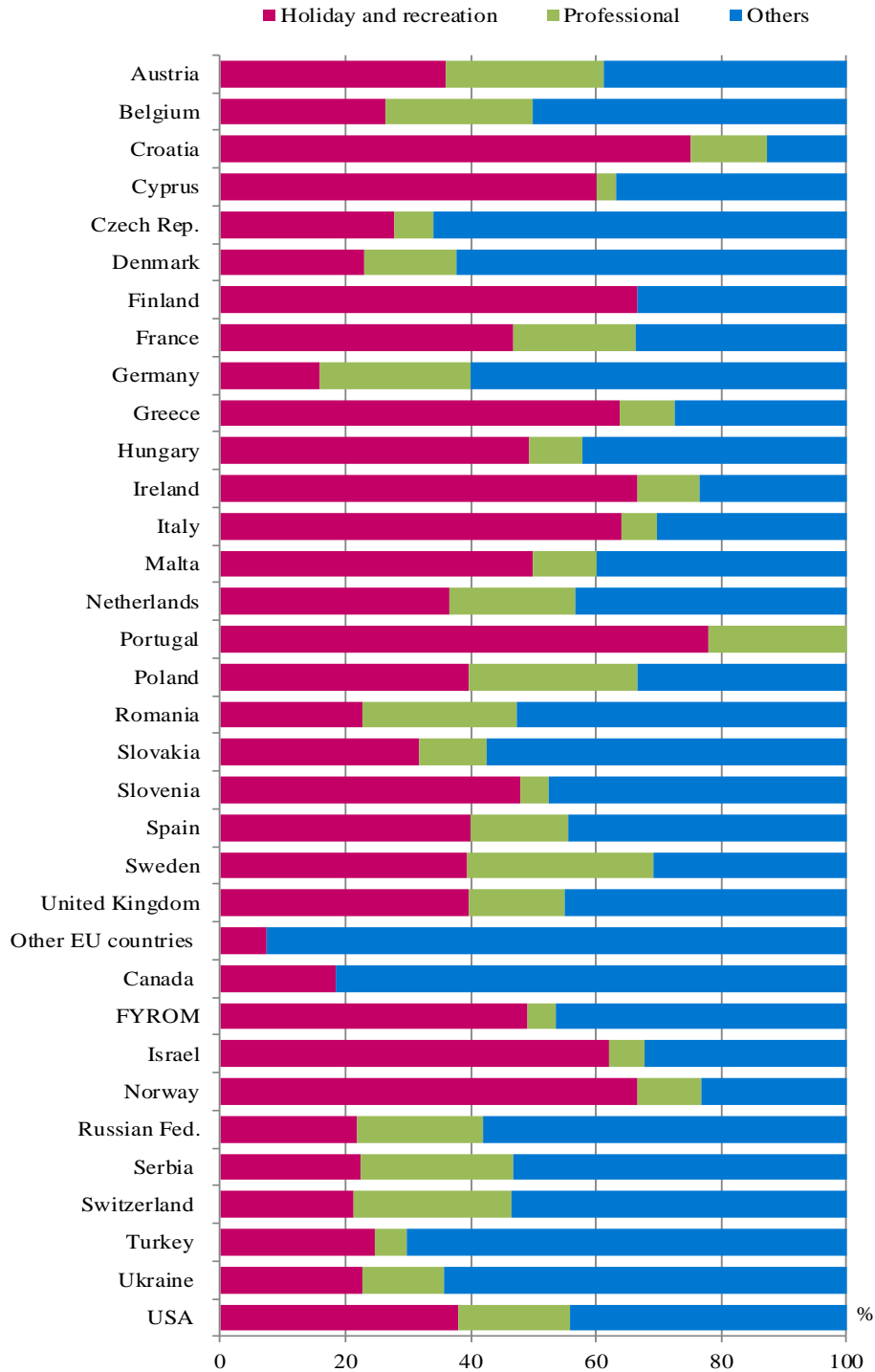


The trips with other purposes (as a guest, education and visit the cultural and sport events) in August 2017 composed the greatest share of the total number of trips of Bulgarian residents abroad - 44.6%, followed by the trips with holiday and recreation purpose - 42.9%, and with professional purpose - 12.5%. In comparison with August 2016, an increase was registered in the trips with all observed purposes: with holiday and recreation purpose - by 18.5%, with other purposes - by 15.0%, and with professional purpose - by 5.7%.

In August 2017, the trips with other purposes formed 70.2% of all trips to Turkey and 66.0% - to Czech Republic. The trips with holiday and recreation purpose to Italy and Greece were 64.1% and 63.8% respectively of all trips of Bulgarian residents to these countries (Figure 2).



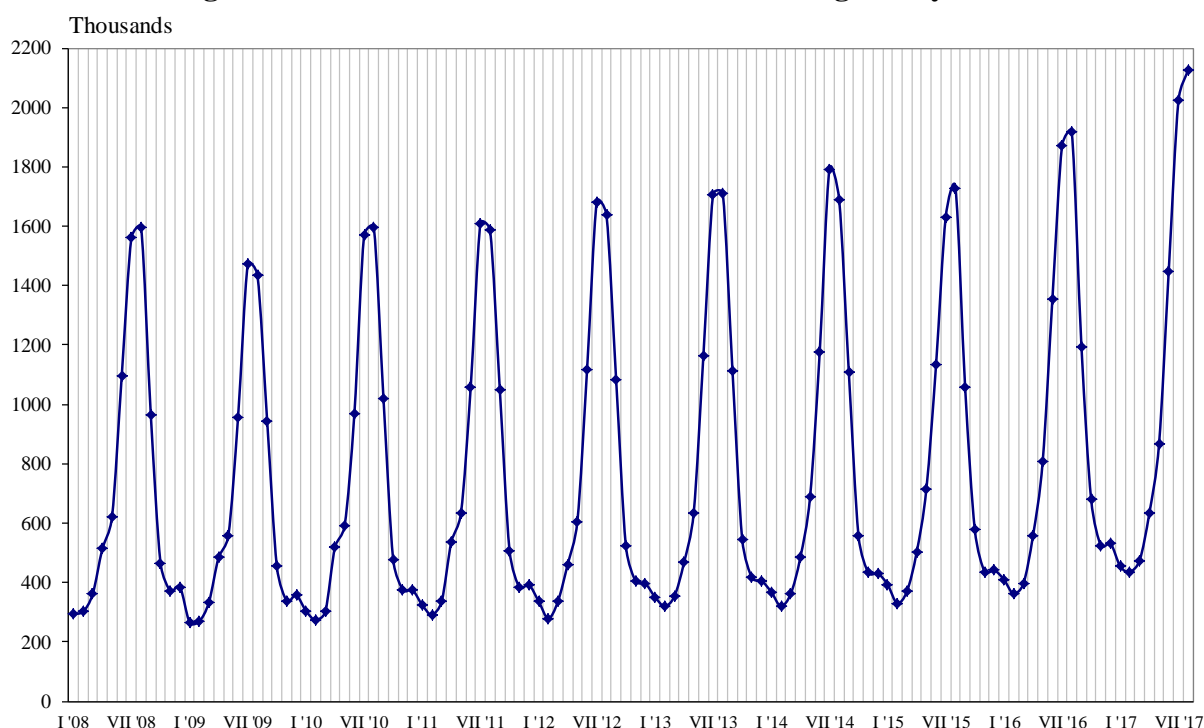
Figure 2. Structure of the trips of Bulgarian residents abroad by purpose of visit and country of destination in August 2017





In August 2017, **the number of arrivals of visitors from abroad to Bulgaria** was 2 125.1 thousand (Annex, Table 2) or by 10.8% more in comparison with August 2016 (Figure 3). An increase was registered in the trips by all observed purposes: with other purposes - by 19.7%, with holiday and recreation purpose - by 6.4%, and with professional purpose - by 3.0%.

Figure 3. Arrivals of visitors from abroad to Bulgaria by months



The share of visits of EU citizens was 62.4% of the total number of foreigners' visits to Bulgaria in August 2017 or by 13.7% more in comparison with the same month of the previous year. An increase was registered in the visits of citizens from the Netherlands - by 41.4%, the United Kingdom - by 38.1%, France - 34.7%, Romania - by 33.1%, Belgium - by 30.3%, Greece - by 19.1%, Austria - by 9.5%, Poland - by 2.2%, and etc. At the same time decreased the visits from Denmark - by 44.4%, Hungary - by 30.5%, Czech Republic - by 16.1%, and etc.

The visits of foreigners in the group 'Other European countries'¹ increased by 7.1%, as the highest growth was observed in the visits of citizens of the Former Yugoslav Republic of Macedonia - by 16.7%.

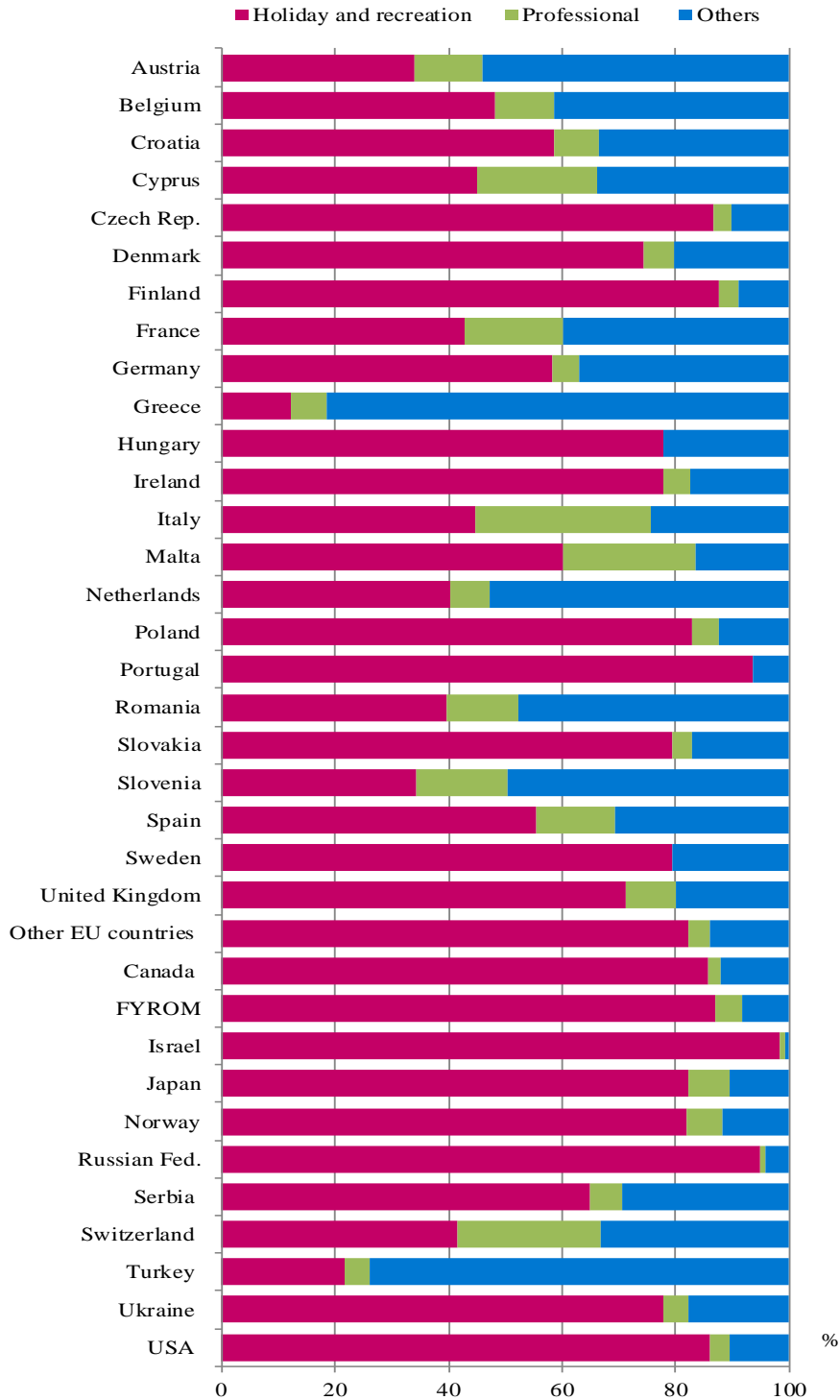
In August 2017, the predominant share of the visits with holiday and recreation purpose was 55.4%, followed by trips with other purposes (including as guest and passing transit) - 37.9%, and with professional purpose - 6.7%.

The visits with holiday and recreation purpose formed 98.2% of the arrivals from Israel and 94.7% - from Russian Federation, as with other purposes were 81.5% of all arrivals from Greece and 73.9% - from Turkey (Figure 4).

¹ Group 'Other European countries' includes countries in Europe outside EU.



Figure 4. Structure of the arrivals of visitors to Bulgaria from abroad by purpose of visit and country of origin in August 2017





Methodological notes

The definitions recommended by the World Tourist Organization and the Methodological manual for tourism by Eurostat are applied by the National Statistical Institute.

In accordance with these definitions **an international tourist** is any person who travels to a country other than his/her permanent residence for at least 24 hours but no more than one year and whose main purpose is not doing any activity for payment.

The purposes of visiting a country are the following:

- Excursion, holiday or entertainment (visits to cultural or historical landmarks, sport events and other);
- Visiting friends and relatives;
- Professional purposes (business trips, participation in conferences, congresses, concluding deals, and etc.);
- Other (education, medical treatment, and etc.) purposes.

Statistical data on the trips of Bulgarian citizens travelling abroad and visits by foreigners to Bulgaria are obtained on the basis of monthly information received from the Ministry of Interior and sample survey of the National Statistical Institute among Bulgarian and foreign citizens passing through border check points.

Data on the number of the trips of the citizens of the European Union are estimated on the basis of the information obtained from the Ministry of Interior and the airport authorities. Data on the number of citizens from 'third countries' are obtained directly from the Ministry of Interior.

Data on the purposes of the trips are obtained on the basis of the NSI's regular monthly sample survey of passing Bulgarian and foreign citizens through the border check points.



Annex

Table 1

**Trips of Bulgarian residents abroad by purposes of visit
and country of destination in August 2017**

(Number)

Country of destination	Total	Purpose of visit		
		Holiday and recreation	Professional	Others
Total	680437	291713	84938	303786
EU	446452	215891	61454	169107
Austria	19370	6959	4880	7531
Belgium	9033	2377	2139	4517
Croatia	3419	2564	417	438
Cyprus	1620	972	53	595
Czech Republic	9554	2654	592	6308
Denmark	2334	536	347	1451
Finland	429	286	-	143
France	16847	7896	3297	5654
Germany	41364	6531	10014	24819
Greece	198139	126523	16996	54620
Hungary	7263	3594	614	3055
Ireland	2133	1422	211	500
Italy	28214	18085	1617	8512
Malta	1212	606	121	485
Netherlands	7170	2629	1434	3107
Poland	5112	2027	1381	1704
Portugal	1493	1161	332	-
Romania	41480	9474	10190	21816
Slovakia	3918	1245	425	2248
Slovenia	5661	2706	258	2697
Spain	18293	7317	2810	8166
Sweden	949	375	281	293
United Kingdom	19744	7825	3045	8874
Other EU countries	1701	127	-	1574
Other European countries	212659	64112	20727	127820
The Former Yugoslav Republic of Macedonia	51740	25370	2413	23957
Norway	1081	721	110	250
Russian Federation	5469	1193	1104	3172
Serbia	45334	10134	11022	24178
Switzerland	768	164	192	412
Turkey	105258	25845	5499	73914
Ukraine	3009	685	387	1937
Other countries	7899	3479	849	3571
Canada	1162	215	-	947
Israel	2924	1812	171	941
USA	3813	1452	678	1683
Rest of the world	13427	8231	1908	3288



Table 2

**Arrivals of visitors from abroad to Bulgaria
by purpose of visit and country of origin in August 2017**

(Number)

Country of origin	Total	Purpose of visit		
		Holiday and recreation	Professional	Others
Total	2125131	1176694	143756	804681
EU	1325078	686437	110429	528212
Austria	59640	20322	7025	32293
Belgium	42859	20615	4510	17734
Croatia	4132	2423	332	1377
Cyprus	4580	2061	966	1553
Czech Republic	59558	51497	1962	6099
Denmark	12762	9469	711	2582
Finland	6664	5846	212	606
France	61059	26085	10533	24441
Germany	275198	160248	13560	101390
Greece	164437	20239	10179	134019
Hungary	24676	19192	-	5484
Ireland	5068	3942	235	891
Italy	23865	10650	7379	5836
Malta	620	372	145	103
Netherlands	53259	21451	3699	28109
Poland	128979	106657	6201	16121
Portugal	3660	3419	-	241
Romania	250306	99465	31807	119034
Slovakia	22494	17839	768	3887
Slovenia	5863	2005	949	2909
Spain	15299	8476	2129	4694
Sweden	10095	8002	-	2093
United Kingdom	70644	50223	6382	14039
Other EU countries	19361	15939	745	2677
Other European countries	604678	335387	26142	243149
The Former Yugoslav Republic of Macedonia	60045	52122	3016	4907
Norway	12081	9884	768	1429
Russian Federation	119247	112968	1462	4817
Serbia	64481	41784	3644	19053
Switzerland	7753	3215	1954	2584
Turkey	266920	57758	12138	197024
Ukraine	74151	57656	3160	13335
Other countries	58749	55599	1002	2148
Canada	3023	2588	69	366
Israel	42192	41424	410	358
Japan	1411	1161	100	150
USA	12123	10426	423	1274
Rest of the world	136626	99271	6183	31172