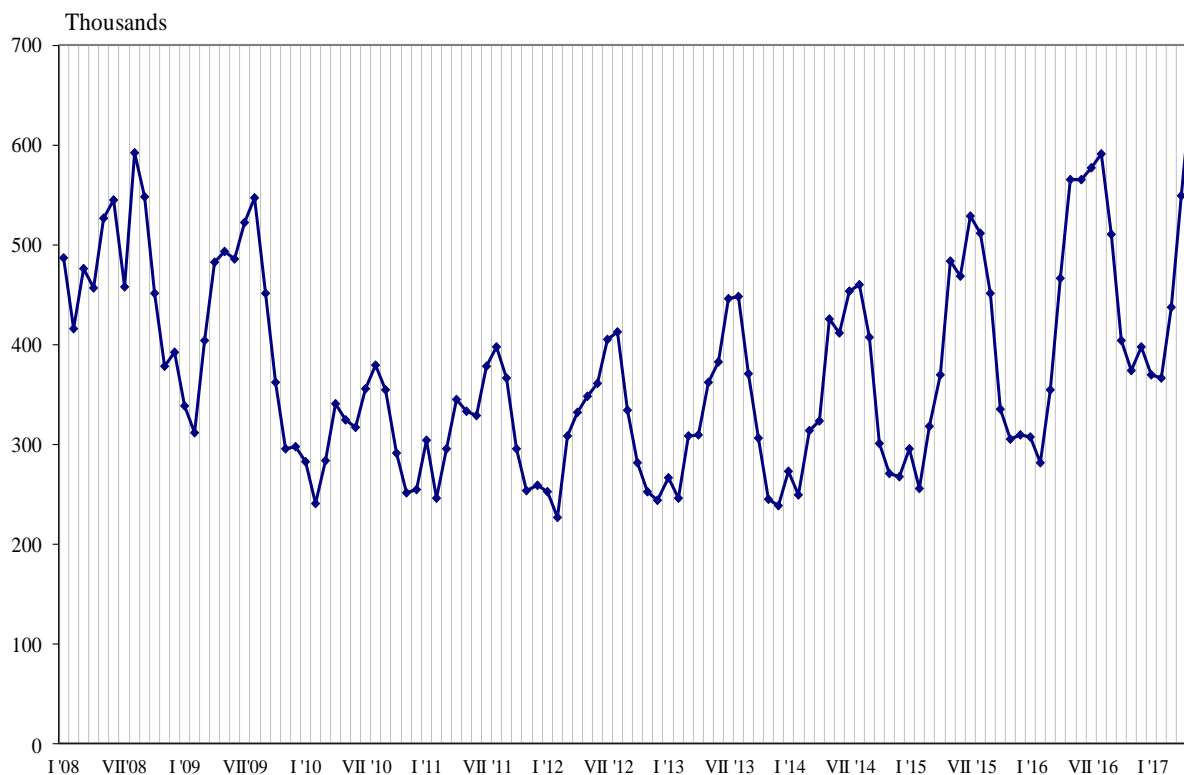




TRIPS OF BULGARIAN RESIDENTS ABROAD AND ARRIVALS OF VISITORS FROM ABROAD TO BULGARIA IN MAY 2017

In May 2017, **the number of the trips of Bulgarian residents abroad** was 653.3 thousand (Annex, Table 1) or by 15.7% above the registered in May 2016 (Figure 1). In comparison with the same month of the previous year an increase was observed in the total number of the trips of Bulgarians to: Spain - by 39.6%, the United Kingdom - by 34.4%, Germany - by 25.9%, Italy - by 21.5%, Serbia - by 18.4%, France - by 15.6%, the Former Yugoslav Republic of Macedonia - by 12.5%, Austria - by 11.4%, Turkey - by 10.9%, Greece - by 6.4%, Romania - by 1.6%, and etc. At the same time decreased the number of the trips of Bulgarians to: Israel - by 21.8%, Hungary - by 10.2%, and etc.

Figure 1. Trips of Bulgarian residents abroad by months

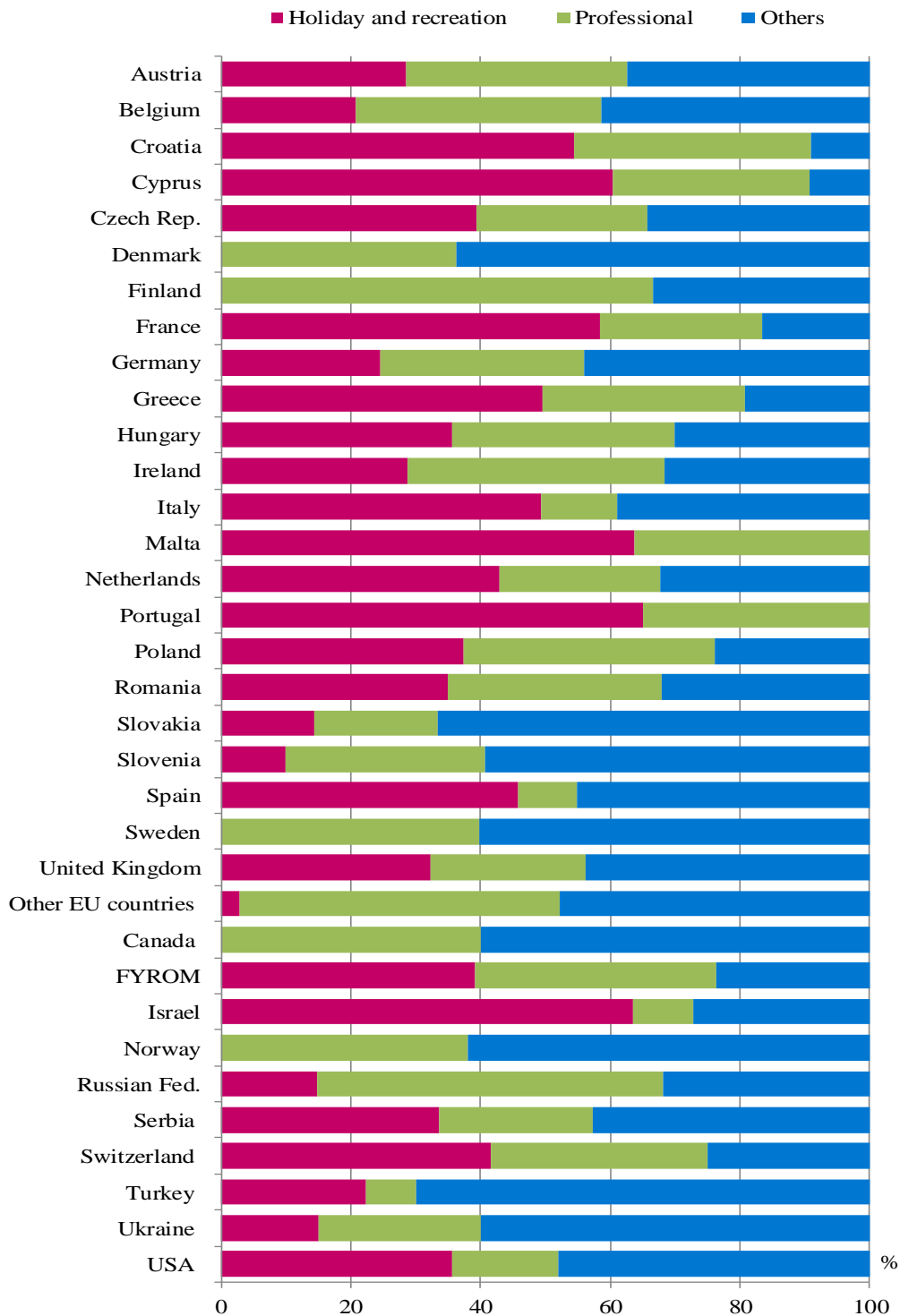


The trips with other purposes (as a guest, education and visit the cultural and sport events) in May 2017 composed the greatest share of the total number of trips of Bulgarian residents abroad - 38.2%, followed by the trips with holiday and recreation purpose - 36.0%, and with professional purpose - 25.8%. In comparison with May 2016, an increase was registered in the trips with all observed purposes: with holiday and recreation purpose - by 30.3%, with professional purpose - by 23.1%, and with other purposes - by 0.9%.

In May 2017, the trips with other purposes formed 70.0% of all trips to Turkey. The trips with professional purpose to Russian Federation were 53.5%, as these to France and Greece with holiday and recreation purpose were 58.3% and 49.5% respectively of all trips of Bulgarian residents to these countries (Figure 2).



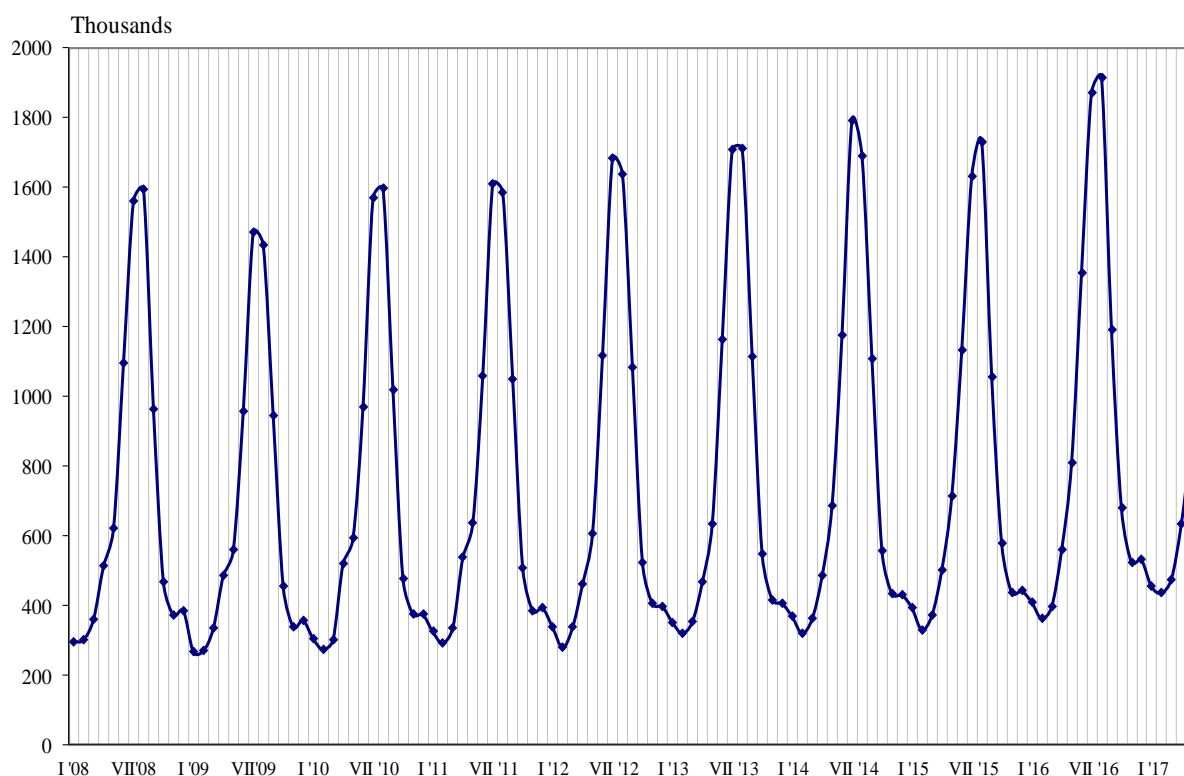
Figure 2. Structure of the trips of Bulgarian residents abroad by purpose of visit and country of destination in May 2017





In May 2017, **the number of arrivals of visitors from abroad to Bulgaria** was 866.3 thousand (Annex, Table 2) or by 7.2% more in comparison with May 2016 (Figure 3). An increase was registered in the trips by all observed purposes: with professional purpose - by 22.4%, with holiday and recreation purpose - by 5.3%, and with other purposes - by 3.9%.

Figure 3. Arrivals of visitors from abroad to Bulgaria by months



The share of visits of EU citizens was 63.8% of the total number of foreigners' visits to Bulgaria in May 2017 or by 9.1% more in comparison with the same month of the previous year. An increase was registered in the visits of the citizens of France - by 38.3%, Poland - by 20.8%, Italy - by 14.5%, Germany - by 10.2%, Romania - by 9.8%, the United Kingdom - by 5.9%, and etc. At the same time decreased the visits from Slovakia - by 24.3%, Hungary - 5.9%, Greece - by 0.3%, and etc.

The visits of foreigners in the group 'Other European countries'¹ increased by 2.1%, as the highest growth was observed in the visits of citizens of Serbia - by 11.3%.

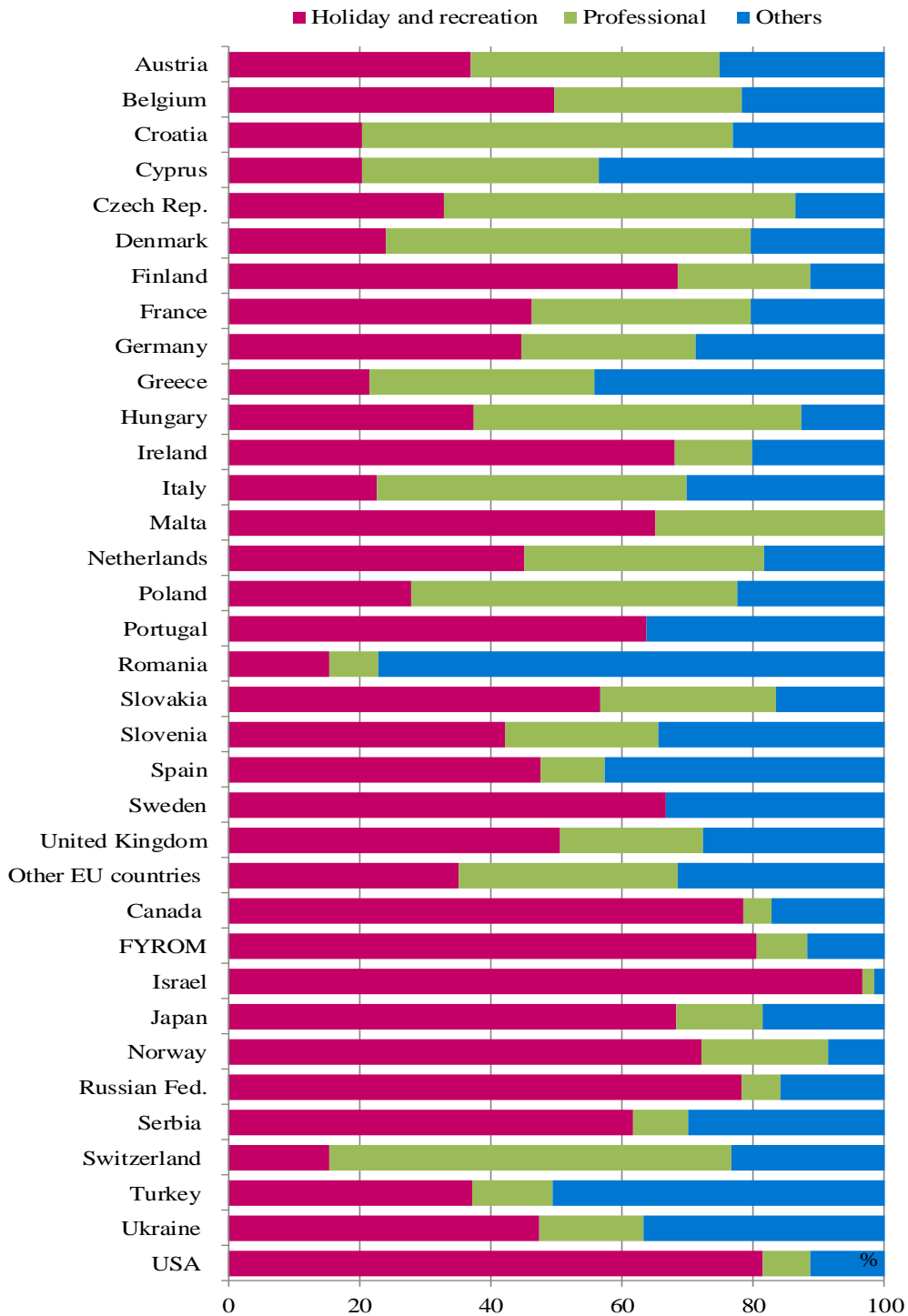
In May 2017, the predominant share of the visits with other purposes (including as guest and passing transit) was 46.0%, followed by trips with holiday and recreation purpose - 36.8%, and with professional purpose - 17.2%.

The visits with holiday and recreation purpose formed 96.8% of the arrivals from Israel. The visits with professional purpose were 49.6% of the arrivals from Poland, as with other purposes were 77.1% of all arrivals from Romania (Figure 4).

¹ Group 'Other European countries' includes countries in Europe outside EU.



Figure 4. Structure of the arrivals of visitors to Bulgaria from abroad by purpose of visit and country of origin in May 2017





Methodological notes

The definitions recommended by the World Tourist Organization and the Methodological manual for tourism by Eurostat are applied by the National Statistical Institute.

In accordance with these definitions **an international tourist** is any person who travels to a country other than his/her permanent residence for at least 24 hours but no more than one year and whose main purpose is not doing any activity for payment.

The purposes of visiting a country are the following:

- Excursion, holiday or entertainment (visits to cultural or historical landmarks, sport events and other);
- Visiting friends and relatives;
- Professional purposes (business trips, participation in conferences, congresses, concluding deals, and etc.);
- Other (education, medical treatment, and etc.) purposes.

Statistical data on the trips of Bulgarian citizens travelling abroad and visits by foreigners to Bulgaria are obtained on the basis of monthly information received from the Ministry of Interior and sample survey of the National Statistical Institute among Bulgarian and foreign citizens passing through border check points.

Data on the number of the trips of the citizens of the European Union are estimated on the basis of the information obtained from the Ministry of Interior and the airport authorities. Data on the number of citizens from 'third countries' are obtained directly from the Ministry of Interior.

Data on the purposes of the trips are obtained on the basis of the NSI's regular monthly sample survey of passing Bulgarian and foreign citizens through the border check points.



Annex

Table 1

**Trips of Bulgarian residents abroad by purposes of visit
and country of destination in May 2017**

(Number)

Country of destination	Total	Purpose of visit		
		Holiday and recreation	Professional	Others
Total	653337	235413	168279	249645
EU	411704	168044	121723	121937
Austria	23314	6661	7942	8711
Belgium	9466	1958	3590	3918
Croatia	4576	2496	1664	416
Cyprus	1099	665	332	102
Czech Republic	8184	3226	2154	2804
Denmark	2653	-	963	1690
Finland	317	-	211	106
France	15323	8938	3830	2555
Germany	40772	9975	12841	17956
Greece	166745	82539	51973	32233
Hungary	6061	2156	2073	1832
Ireland	1144	329	453	362
Italy	22328	11008	2644	8676
Malta	405	258	147	-
Netherlands	4456	1909	1110	1437
Poland	7842	2937	3033	1872
Portugal	760	494	266	-
Romania	52411	18371	17223	16817
Slovakia	1776	256	336	1184
Slovenia	1789	176	550	1063
Spain	16516	7564	1496	7456
Sweden	1139	-	455	684
United Kingdom	18644	6020	4467	8157
Other EU countries	3984	108	1970	1906
Other European countries	214549	57954	37176	119419
The Former Yugoslav Republic of Macedonia	38227	14918	14234	9075
Norway	729	-	278	451
Russian Federation	5740	840	3073	1827
Serbia	36741	12392	8627	15722
Switzerland	1064	443	354	267
Turkey	129028	28908	9855	90265
Ukraine	3020	453	755	1812
Other countries	6645	2977	1024	2644
Canada	634	-	254	380
Israel	3021	1917	279	825
USA	2990	1060	491	1439
Rest of the world	20439	6438	8356	5645



Table 2

Arrivals of visitors from abroad to Bulgaria
by purpose of visit and country of origin in May 2017

(Number)

Country of origin	Total	Purpose of visit		
		Holiday and recreation	Professional	Others
Total	866281	319315	148784	398182
EU	552504	141644	114988	295872
Austria	9237	3421	3507	2309
Belgium	7076	3527	2025	1524
Croatia	2737	561	1544	632
Cyprus	2385	487	862	1036
Czech Republic	7033	2307	3780	946
Denmark	1990	479	1106	405
Finland	2918	2003	590	325
France	11133	5139	3726	2268
Germany	55533	24832	14760	15941
Greece	102673	22145	35231	45297
Hungary	6835	2563	3418	854
Ireland	2482	1688	298	496
Italy	14103	3193	6653	4257
Malta	476	310	166	-
Netherlands	4553	2056	1665	832
Poland	11905	3335	5902	2668
Portugal	766	489	-	277
Romania	261726	40109	19847	201770
Slovakia	2408	1368	646	394
Slovenia	2450	1035	572	843
Spain	3968	1894	387	1687
Sweden	4506	3004	-	1502
United Kingdom	25179	12734	5499	6946
Other EU countries	8432	2965	2804	2663
Other European countries	237577	131777	25495	80305
The Former Yugoslav Republic of Macedonia	39246	31645	3061	4540
Norway	2200	1586	426	188
Russian Federation	32307	25309	1923	5075
Serbia	43344	26770	3623	12951
Switzerland	1804	277	1106	421
Turkey	98285	36533	12106	49646
Ukraine	20391	9657	3250	7484
Other countries	26030	22777	1294	1959
Canada	1729	1358	76	295
Israel	12604	12199	230	175
Japan	2400	1638	317	445
USA	9297	7582	671	1044
Rest of the world	50170	23117	7007	20046