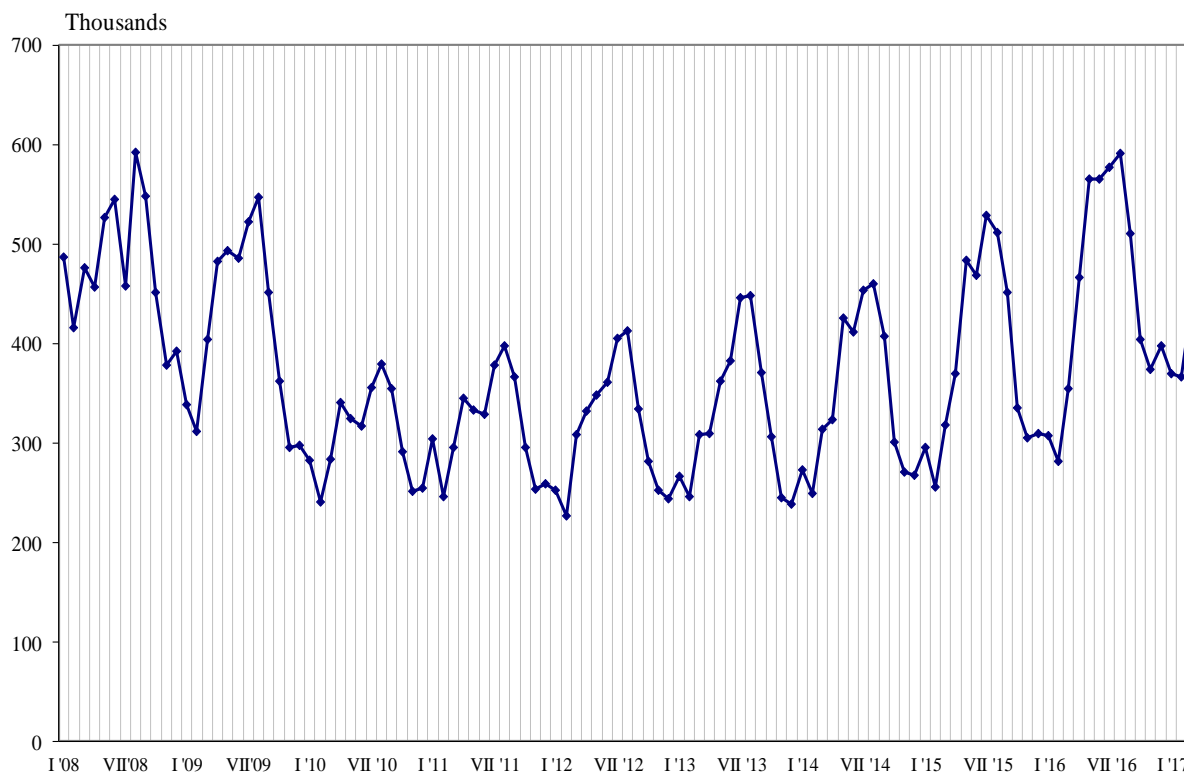




TRIPS OF BULGARIAN RESIDENTS ABROAD AND ARRIVALS OF VISITORS FROM ABROAD TO BULGARIA IN MARCH 2017

In March 2017, **the number of the trips of Bulgarian residents abroad** was 437.6 thousand (Annex, Table 1) or by 23.4% above the registered in March 2016 (Figure 1). In comparison with the same month of the previous year an increase was observed in the total number of the trips of Bulgarians to: Austria - by 41.3%, Greece - by 31.1%, Romania - by 25.8%, the United Kingdom - by 23.5%, Germany - by 21.5%, France - by 17.0%, Serbia - by 15.7%, Turkey - by 13.5%, the Former Yugoslav Republic of Macedonia - by 12.0%, Italy - by 3.6%, Spain - by 2.3%, and etc. At the same time decreased the number of the trips of Bulgarians to: Slovakia - by 20.2%, Switzerland - by 14.7%, Czech Republic - by 3.7%, and etc.

Figure 1. Trips of Bulgarian residents abroad by months

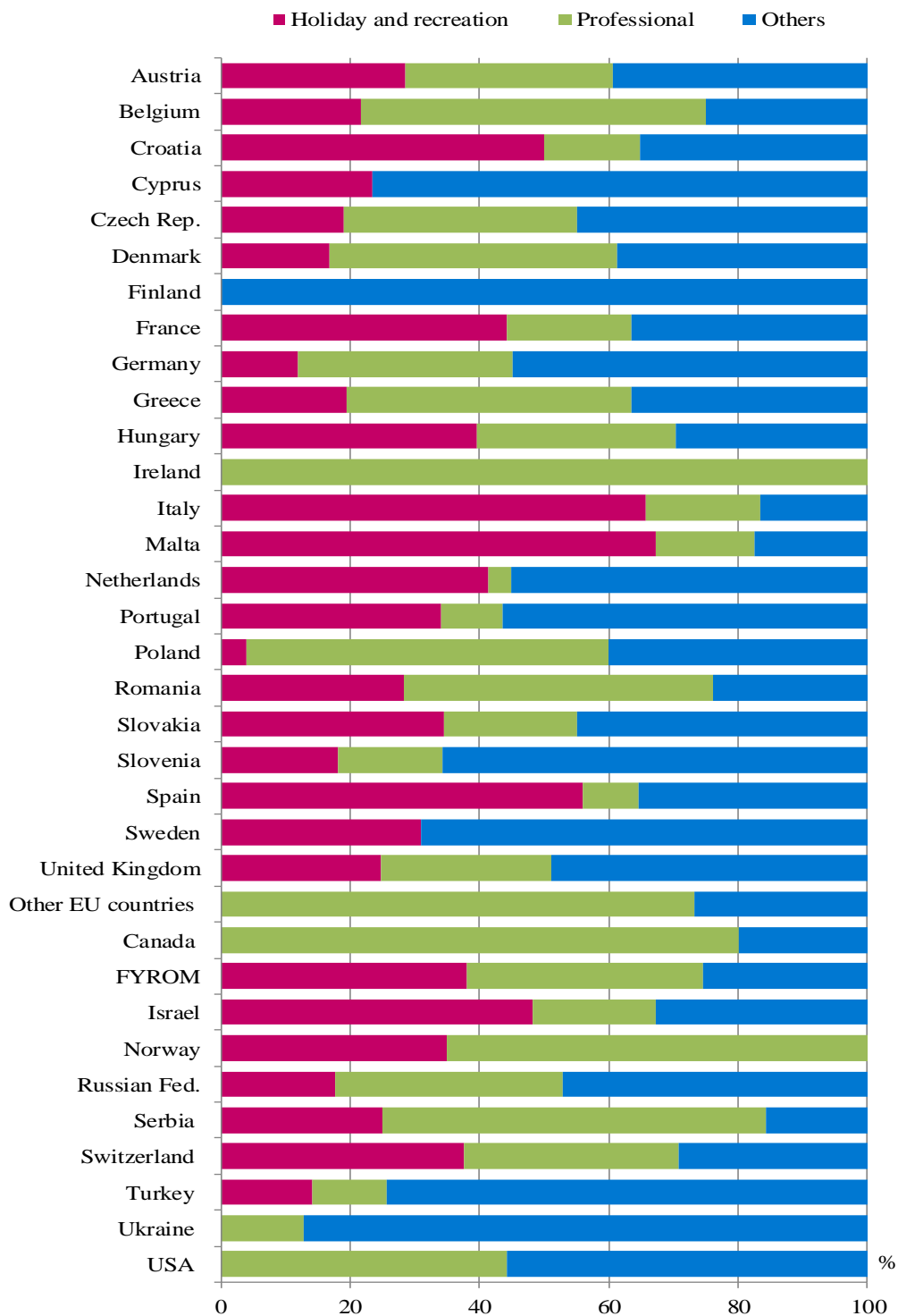


The trips with other purposes (as a guest, education and visit the cultural and sport events) in March 2017 composed the greatest share of the total number of trips of Bulgarian residents abroad - 44.5%, followed by the trips with professional purpose - 30.5%, and with holiday and recreation purpose - 25.0%. In comparison with March 2016, an increase was registered in the trips with all observed purposes: with professional purpose - by 45.6%, with holiday and recreation purpose - by 18.1%, and with other purposes - by 14.3%.

In March 2017, the trips with other purposes formed 74.4% of all trips to Turkey. The trips with professional purpose to Serbia were 59.4%, as these to Italy and Spain with holiday and recreation purpose were 65.6% and 56.0% respectively of all trips of Bulgarian residents to these countries (Figure 2).



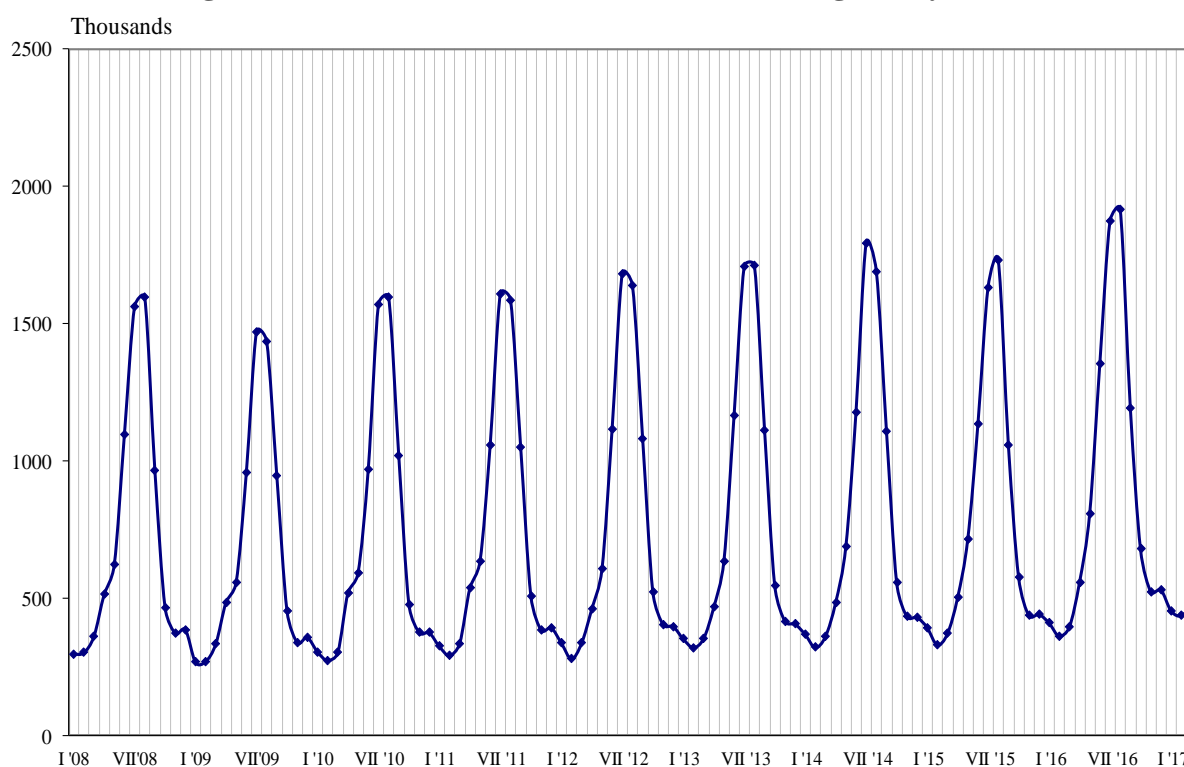
Figure 2. Structure of the trips of Bulgarian residents abroad by purpose of visit and country of destination in March 2017





In March 2017, **the number of arrivals of visitors from abroad to Bulgaria** was 474.5 thousand (Annex, Table 2) or by 20.1% more in comparison with March 2016 (Figure 3). An increase was registered in the trips by all observed purposes: with professional purpose - by 32.0%, with holiday and recreation purpose - by 24.3%, and with other purposes - by 11.0%.

Figure 3. Arrivals of visitors from abroad to Bulgaria by months



The share of visits of EU citizens was 48.9% of the total number of foreigners' visits to Bulgaria in March 2017 or by 29.2% more in comparison with the same month of the previous year. An increase was registered in the visits of citizens from almost all countries in EU: Poland - by 54.4%, Italy - by 48.7%, Greece - by 42.4%, the United Kingdom - by 38.1%, Germany - by 32.1%, Austria - by 26.7%, Romania - by 14.2%, France - by 13.3%, and etc.

The visits of foreigners in the group 'Other European countries'¹ increased by 10.5%, as the highest growth was observed in the visits of citizens of Ukraine - by 24.2%.

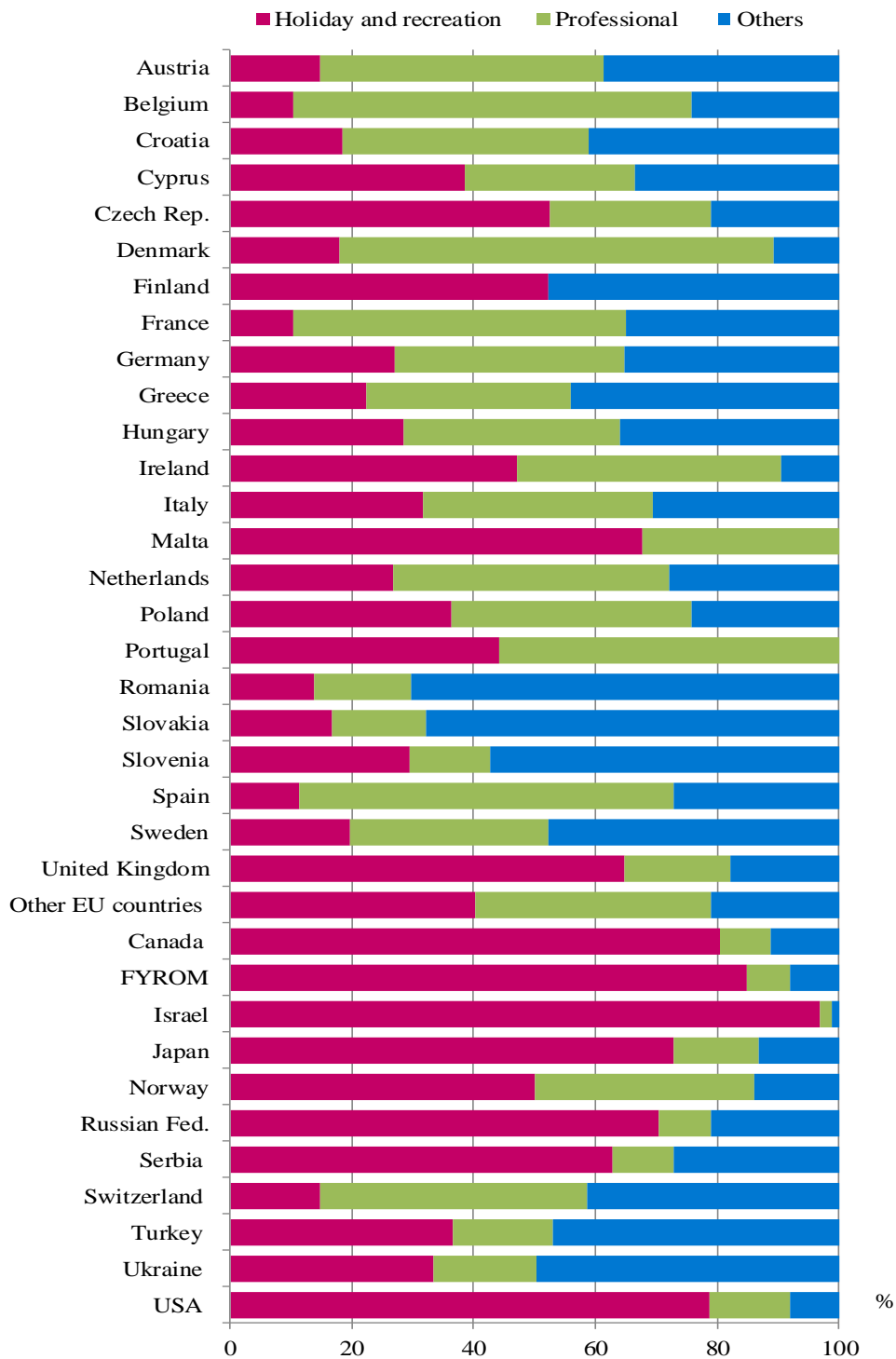
In March 2017, the predominant share of the visits with holiday and recreation purpose was 40.0%, followed by trips with other purposes (including as guest and passing transit) - 39.0%, and with professional purpose - 21.0%.

The visits with holiday and recreation purpose formed 97.0% of the arrivals from Israel and 84.9% - from the Former Yugoslav Republic of Macedonia. The visits with professional purpose were 65.5% of the arrivals from Belgium and 61.6% - from Spain, as with other purposes were 70.3% of all arrivals from Romania (Figure 4).

¹ Group 'Other European countries' includes countries in Europe outside EU.



Figure 4. Structure of the arrivals of visitors to Bulgaria from abroad by purpose of visit and country of origin in March 2017





Methodological notes

The definitions recommended by the World Tourist Organization and the Methodological manual for tourism by Eurostat are applied by the National Statistical Institute.

In accordance with these definitions **an international tourist** is any person who travels to a country other than his/her permanent residence for at least 24 hours but no more than one year and whose main purpose is not doing any activity for payment.

The purposes of visiting a country are the following:

- Excursion, holiday or entertainment (visits to cultural or historical landmarks, sport events and other);
- Visiting friends and relatives;
- Professional purposes (business trips, participation in conferences, congresses, concluding deals, and etc.);
- Other (education, medical treatment, and etc.) purposes.

Statistical data on the trips of Bulgarian citizens travelling abroad and visits by foreigners to Bulgaria are obtained on the basis of monthly information received from the Ministry of Interior and sample survey of the National Statistical Institute among Bulgarian and foreign citizens passing through border check points.

Data on the number of the trips of the citizens of the European Union are estimated on the basis of the information obtained from the Ministry of Interior and the airport authorities. Data on the number of citizens from 'third countries' are obtained directly from the Ministry of Interior.

Data on the purposes of the trips are obtained on the basis of the NSI's regular monthly sample survey of passing Bulgarian and foreign citizens through the border check points.



Annex

Table 1

**Trips of Bulgarian residents abroad by purposes of visit
and country of destination in March 2017**

(Number)

Country of destination	Total	Purpose of visit		
		Holiday and recreation	Professional	Others
Total	437625	109529	133417	194679
EU	230879	64832	78487	87560
Austria	13116	3747	4216	5153
Belgium	5495	1187	2934	1374
Croatia	3100	1550	458	1092
Cyprus	1601	376	-	1225
Czech Republic	9013	1711	3245	4057
Denmark	4025	680	1789	1556
Finland	27	-	-	27
France	16028	7089	3082	5857
Germany	20650	2491	6825	11334
Greece	63582	12423	28023	23136
Hungary	3952	1567	1213	1172
Ireland	449	-	449	-
Italy	11865	7781	2105	1979
Malta	744	500	114	130
Netherlands	7593	3142	262	4189
Poland	5789	232	3241	2316
Portugal	1985	675	190	1120
Romania	29546	8350	14131	7065
Slovakia	3551	1225	733	1593
Slovenia	2085	381	335	1369
Spain	10751	6024	932	3795
Sweden	3219	996	-	2223
United Kingdom	10885	2705	2870	5310
Other EU countries	1828	-	1340	488
Other European countries	192407	38699	49903	103805
The Former Yugoslav Republic of Macedonia	28058	10670	10275	7113
Norway	180	63	117	-
Russian Federation	3219	568	1136	1515
Serbia	41265	10316	24501	6448
Switzerland	1142	429	381	332
Turkey	117211	16653	13322	87236
Ukraine	1332	-	171	1161
Other countries	3929	660	1635	1634
Canada	669	-	535	134
Israel	1368	660	261	447
USA	1892	-	839	1053
Rest of the world	10410	5338	3392	1680



Table 2

**Arrivals of visitors from abroad to Bulgaria
by purpose of visit and country of origin in March 2017**

(Number)

Country of origin	Total	Purpose of visit		
		Holiday and recreation	Professional	Others
Total	474536	189950	99518	185068
EU	232271	55083	68270	108918
Austria	7973	1184	3698	3091
Belgium	2334	243	1529	562
Croatia	2130	394	859	877
Cyprus	533	206	148	179
Czech Republic	3185	1676	838	671
Denmark	982	176	702	104
Finland	588	307	-	281
France	5382	563	2936	1883
Germany	15056	4075	5660	5321
Greece	68558	15442	22994	30122
Hungary	3443	984	1219	1240
Ireland	2093	985	906	202
Italy	9381	2965	3546	2870
Malta	227	154	73	-
Netherlands	3069	825	1391	853
Poland	7234	2630	2850	1754
Portugal	898	398	500	-
Romania	74568	10245	11958	52365
Slovakia	1804	301	280	1223
Slovenia	968	286	128	554
Spain	3793	427	2336	1030
Sweden	1503	297	489	717
United Kingdom	14920	9657	2591	2672
Other EU countries	1649	663	639	347
Other European countries	190601	105158	24186	61257
The Former Yugoslav Republic of Macedonia	48412	41084	3390	3938
Norway	514	257	185	72
Russian Federation	8829	6216	765	1848
Serbia	37035	23284	3650	10101
Switzerland	968	143	424	401
Turkey	80062	29253	13251	37558
Ukraine	14781	4921	2521	7339
Other countries	16465	14972	896	597
Canada	611	491	52	68
Israel	11093	10763	212	118
Japan	504	367	71	66
USA	4257	3351	561	345
Rest of the world	35199	14737	6166	14296