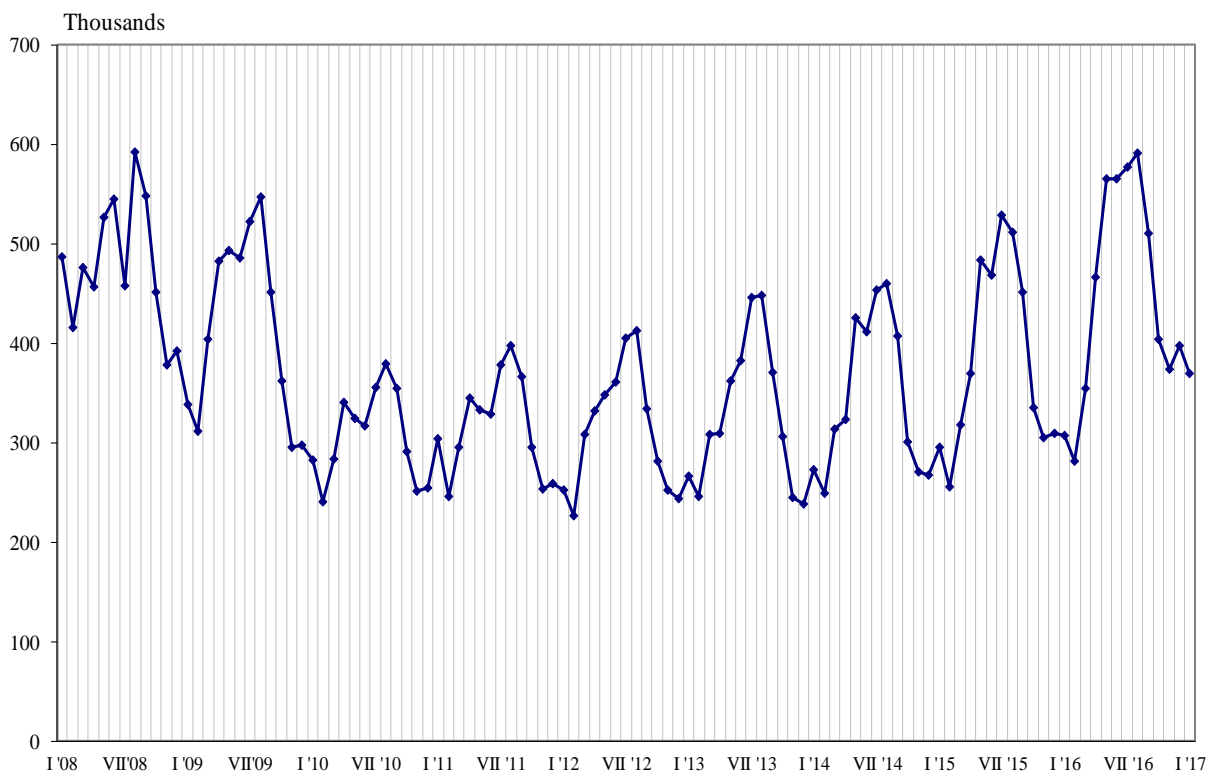




TRIPS OF BULGARIAN RESIDENTS ABROAD AND ARRIVALS OF VISITORS FROM ABROAD TO BULGARIA IN JANUARY 2017

In January 2017, **the number of the trips of Bulgarian residents abroad** was 369.5 thousand (Annex, Table 1) or by 20.4% above the registered in January 2016 (Figure 1). In comparison with the same month of the previous year an increase was observed in the total number of the trips of Bulgarians to: Italy - by 111.9%, the United Kingdom - by 46.7%, France - by 40.2%, Spain - by 37.7%, Romania - by 28.3%, Austria - by 21.6%, Serbia - by 17.5%, Germany - by 15.3%, the Former Yugoslav Republic of Macedonia - by 7.7%, Greece - by 5.7%, and etc. At the same time decreased the number of the trips of Bulgarians to: Portugal - by 18.9%, Slovenia - by 13.2%, Netherland - by 12.3%, Turkey - by 0.9%, and etc.

Figure 1. Trips of Bulgarian residents abroad by months

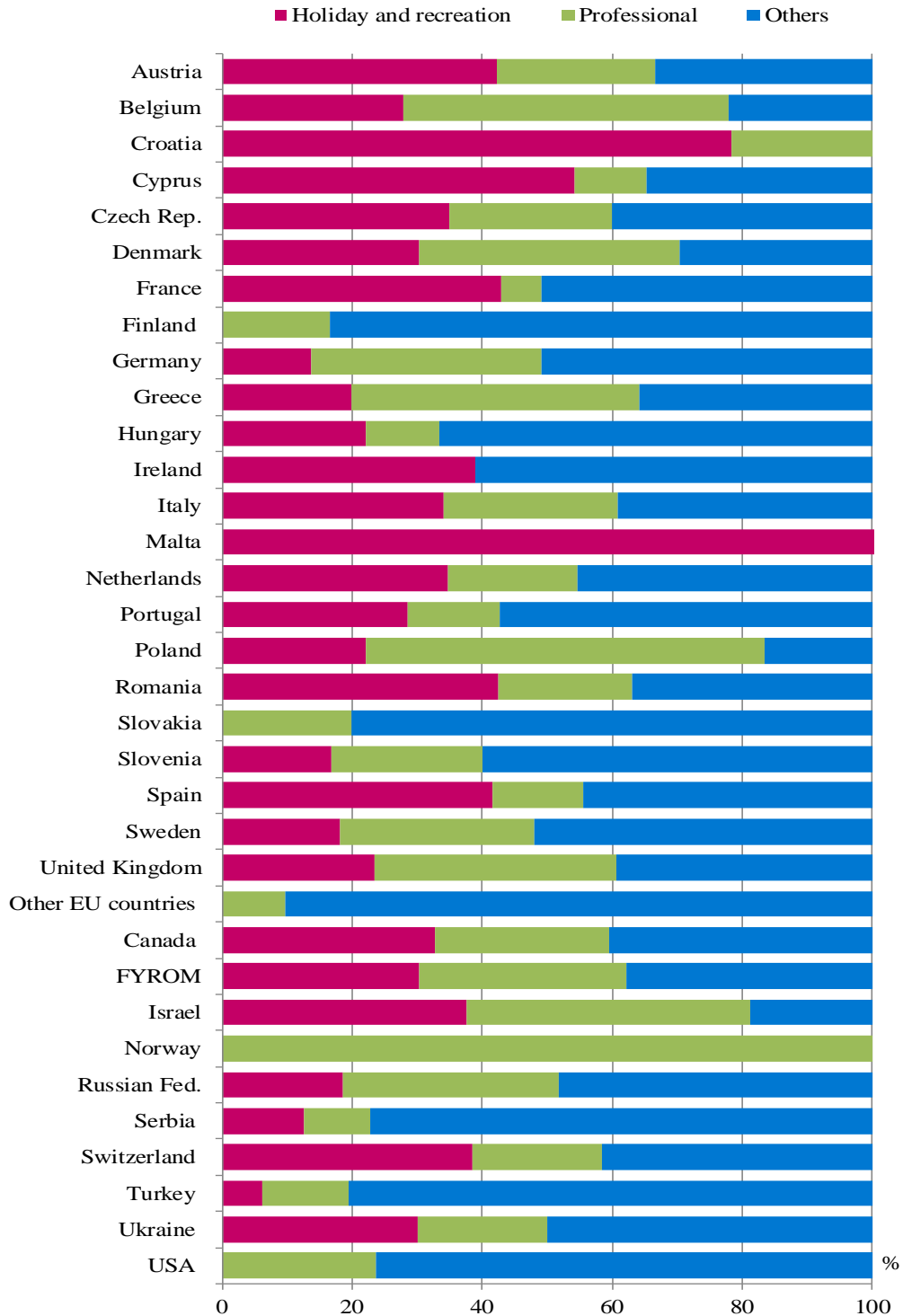


The trips with other purposes (as a guest, education and visit the cultural and sport events) in January 2017 composed the greatest share of the total number of trips of Bulgarian residents abroad - 50.7%, followed by the trips with professional purpose - 27.1%, and with holiday and recreation purpose - 22.2%. In comparison with January 2016 an increase was registered in the trips with all observed purposes: with other purposes - by 30.2%, with holiday and recreation purpose - by 21.7%, and with professional purpose - by 4.7%.

In January 2017, the trips with other purposes formed 80.5% of all trips to Turkey. The trips with professional purpose to Greece were 44.3%, as these to France and Romania with holiday and recreation purpose were 42.9% and 42.4% respectively of all trips of Bulgarian residents to these countries (Figure 2).



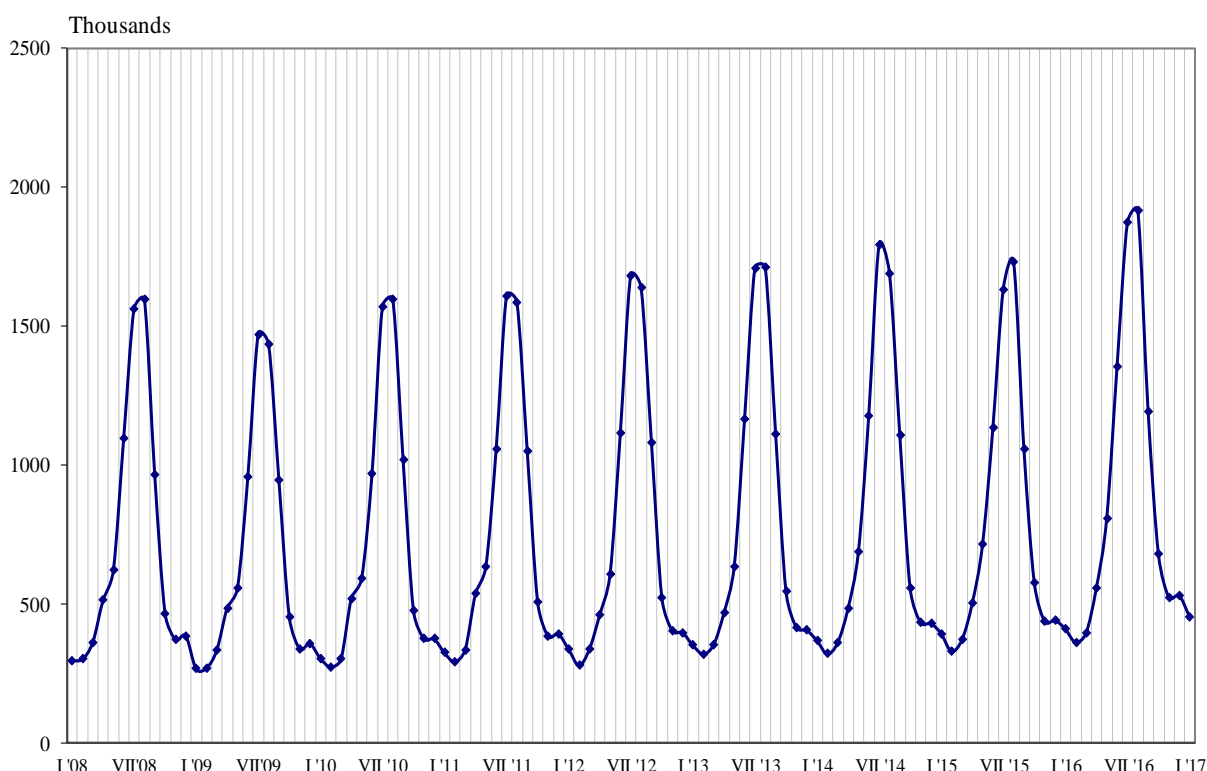
Figure 2. Structure of the trips of Bulgarian residents abroad by purpose of visit and country of destination in January 2017





In January 2017, **the number of arrivals of visitors from abroad to Bulgaria** was 454.6 thousand (Annex, Table 2) or by 10.9% more in comparison with January 2016 (Figure 3). An increase was registered in the trips by all observed purposes: with professional purpose - by 27.6%, with other purposes - by 9.1%, and with holiday and recreation purpose - by 7.0%.

Figure 3. Arrivals of visitors from abroad to Bulgaria by months



The share of visits of EU citizens was 47.0% of the total number of foreigners' visits to Bulgaria in January 2017 or by 23.0% more in comparison with the same month of the previous year. An increase was registered in the visits of citizens from almost all countries in EU: Romania - by 56.2%, Belgium - by 49.9%, Italy - by 43.5%, France - by 42.3%, Austria - by 26.9%, the United Kingdom - by 22.1%, Poland - by 19.0%, Germany - by 13.0%, Greece - by 9.0%, Czech Republic - by 4.2%, and etc.

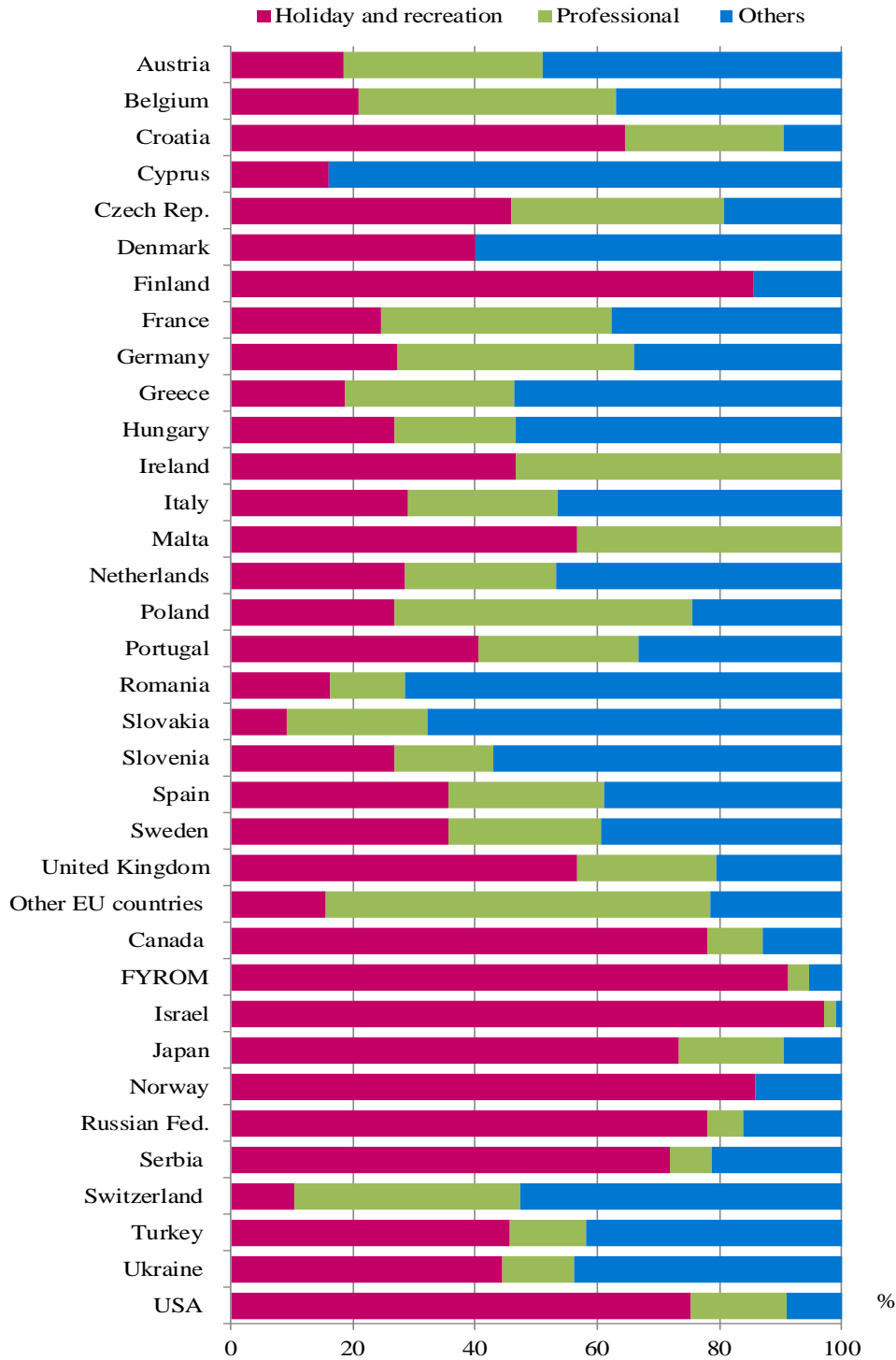
A decrease was observed in the visits of foreigners in the group 'Other European countries' by 1.0%, as the highest was the decrease in the visits of citizens of Serbia - by 6.3%.

In January 2017, the predominant share of the visits with holiday and recreation purpose was 45.0%, followed by trips with other purposes (including as guest and passing transit) - 37.9%, and with professional purpose - 17.1%.

The visits with holiday and recreation purpose formed 97.2% of the arrivals from Israel and 91.2% - from the Former Yugoslav Republic of Macedonia. The visits with professional purpose were 48.9% of the arrivals from Poland and 42.1% - from Belgium, as with other purposes were 71.5% of all arrivals from Romania and 53.5% - from Greece (Figure 4).



Figure 4. Structure of the arrivals of visitors to Bulgaria from abroad by purpose of visit and country of origin in January 2017





Methodological notes

The definitions recommended by the World Tourist Organization and the Methodological manual for tourism by Eurostat are applied by the National Statistical Institute.

In accordance with these definitions **an international tourist** is any person who travels to a country other than his/her permanent residence for at least 24 hours but no more than one year and whose main purpose is not doing any activity for payment.

The purposes of visiting a country are the following:

- Excursion, holiday or entertainment (visits to cultural or historical landmarks, sport events and other);
- Visiting friends and relatives;
- Professional purposes (business trips, participation in conferences, congresses, concluding deals, and etc.);
- Other (education, medical treatment, and etc.) purposes.

Statistical data on the trips of Bulgarian citizens travelling abroad and visits by foreigners to Bulgaria are obtained on the basis of monthly information received from the Ministry of Interior and sample survey of the National Statistical Institute among Bulgarian and foreign citizens passing through border check points.

Data on the number of the trips of the citizens of the European Union are estimated on the basis of the information obtained from the Ministry of Interior and the airport authorities. Data on the number of citizens from 'third countries' are obtained directly from the Ministry of Interior.

Data on the purposes of the trips are obtained on the basis of the NSI's regular monthly sample survey of passing Bulgarian and foreign citizens through the border check points.



Annex

Table 1

**Trips of Bulgarian residents abroad by purposes of visit
and country of destination in January 2017**

Country of destination	Total	Purpose of visit		
		Holiday and recreation	Professional	Others
Total	369495	82086	99967	187442
EU	224577	60848	73829	89900
Austria	10636	4490	2599	3547
Belgium	6232	1731	3116	1385
Croatia	425	333	92	-
Cyprus	999	541	111	347
Czech Republic	7398	2589	1850	2959
Denmark	3050	923	1220	907
Finland	482	-	80	402
France	12529	5364	783	6382
Germany	16743	2267	5930	8546
Greece	86909	17235	38504	31170
Hungary	3356	746	373	2237
Ireland	1320	514	-	806
Italy	13223	4498	3544	5181
Malta	482	482	-	-
Netherlands	1127	391	224	512
Poland	4297	955	2626	716
Portugal	1673	478	238	957
Romania	19489	8250	4019	7220
Slovakia	2864	-	573	2291
Slovenia	1802	300	420	1082
Spain	12501	5208	1736	5557
Sweden	3427	623	1023	1781
United Kingdom	12522	2930	4662	4930
Other EU countries	1091	-	106	985
Other European countries	134247	18523	23297	92427
The Former Yugoslav Republic of Macedonia	26479	8024	8425	10030
Norway	521	-	521	-
Russian Federation	4446	823	1482	2141
Serbia	36097	4509	3689	27899
Switzerland	2465	946	493	1026
Turkey	62935	3830	8426	50679
Ukraine	1304	391	261	652
Other countries	2432	314	721	1397
Canada	156	51	42	63
Israel	702	263	307	132
USA	1574	-	372	1202
Rest of the world	8239	2401	2120	3718



Table 2

**Arrivals of visitors from abroad to Bulgaria
by purpose of visit and country of origin in January 2017**

(Number)

Country of origin	Total	Purpose of visit		
		Holiday and recreation	Professional	Others
Total	454634	204866	77542	172226
EU	213505	50335	55652	107518
Austria	8398	1543	2742	4113
Belgium	3416	719	1438	1259
Croatia	1322	853	342	127
Cyprus	670	107	-	563
Czech Republic	3043	1401	1058	584
Denmark	377	151	-	226
Finland	234	200	-	34
France	6017	1478	2273	2266
Germany	12871	3519	5000	4352
Greece	95137	17896	26318	50923
Hungary	2013	537	402	1074
Ireland	831	387	444	-
Italy	11528	3340	2818	5370
Malta	314	178	136	-
Netherlands	2009	574	495	940
Poland	4643	1238	2270	1135
Portugal	313	127	82	104
Romania	40690	6589	4990	29111
Slovakia	868	79	201	588
Slovenia	420	113	67	240
Spain	2856	1013	728	1115
Sweden	992	352	248	392
United Kingdom	13851	7833	3165	2853
Other EU countries	692	108	435	149
Other European countries	196052	127351	16907	51794
The Former Yugoslav Republic of Macedonia	60031	54731	2105	3195
Norway	184	158	-	26
Russian Federation	10138	7911	583	1644
Serbia	29033	20916	1935	6182
Switzerland	1142	120	421	601
Turkey	83788	38297	10507	34984
Ukraine	11736	5218	1356	5162
Other countries	13853	12632	756	465
Canada	523	408	47	68
Israel	9989	9712	186	91
Japan	331	243	57	31
USA	3010	2269	466	275
Rest of the world	31224	14548	4227	12449