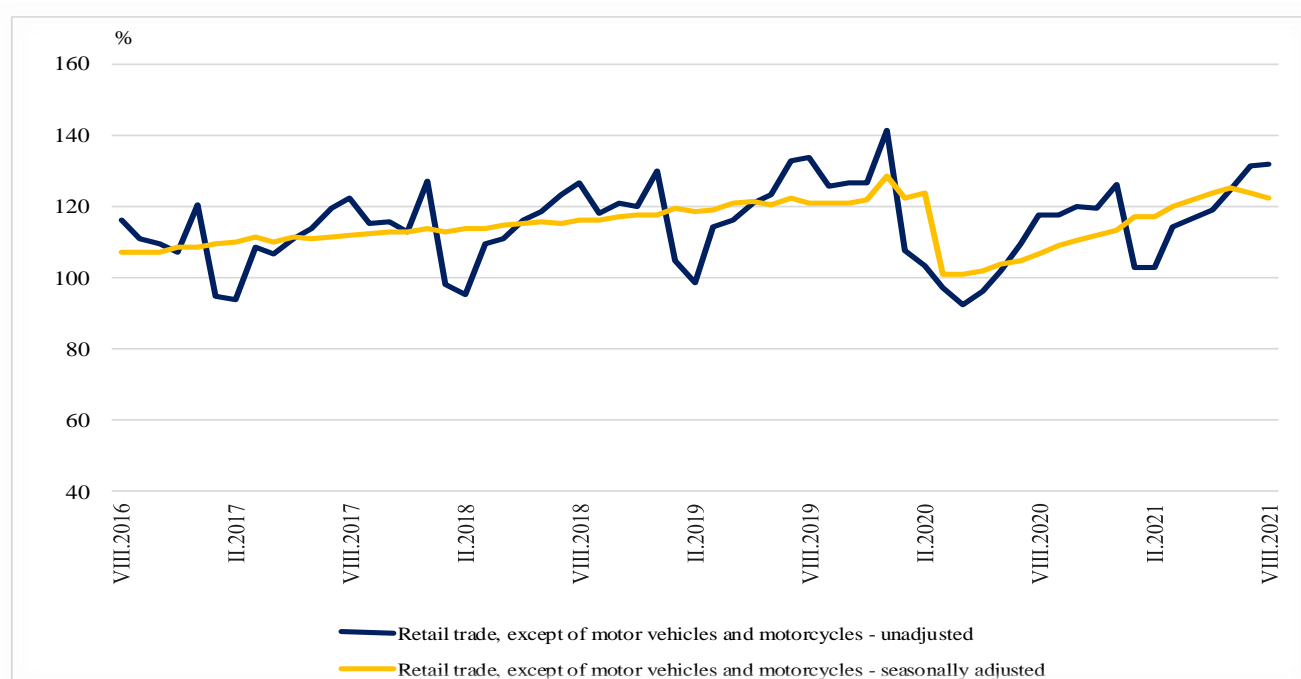


TURNOVER INDICES IN ‘RETAIL TRADE, EXCEPT OF MOTOR VEHICLES AND MOTORCYCLES’ AUGUST 2021^{1,2}

According to the preliminary seasonally adjusted data³ in August 2021 the turnover in ‘Retail trade, except of motor vehicles and motorcycles’ at constant prices decreased by 1.1% compared to the previous month.

In August 2021, the calendar adjusted⁴ turnover in ‘Retail trade, except of motor vehicles and motorcycles’ grew by 12.0% in comparison with the same month of 2020.

Figure 1. Turnover Indices in ‘Retail trade, except of motor vehicles and motorcycles’ (2015 = 100)



¹ Data for August 2021 are preliminary.

² The monthly turnover indices reflect the short-term changes in the value of this indicator between two compared periods at constant prices. The information may be used to assess the current situation and the trends in the development of the trade sector as well as for short-term forecasts. In order to calculate the indices trade enterprises are observed by using a representative sample that forms about 70% of the annual receipts of the observed aggregate. The monthly turnover indices are calculated with 2015 as a base year.

³ Seasonal adjustment is a statistical method, which eliminates the seasonal component of time series.

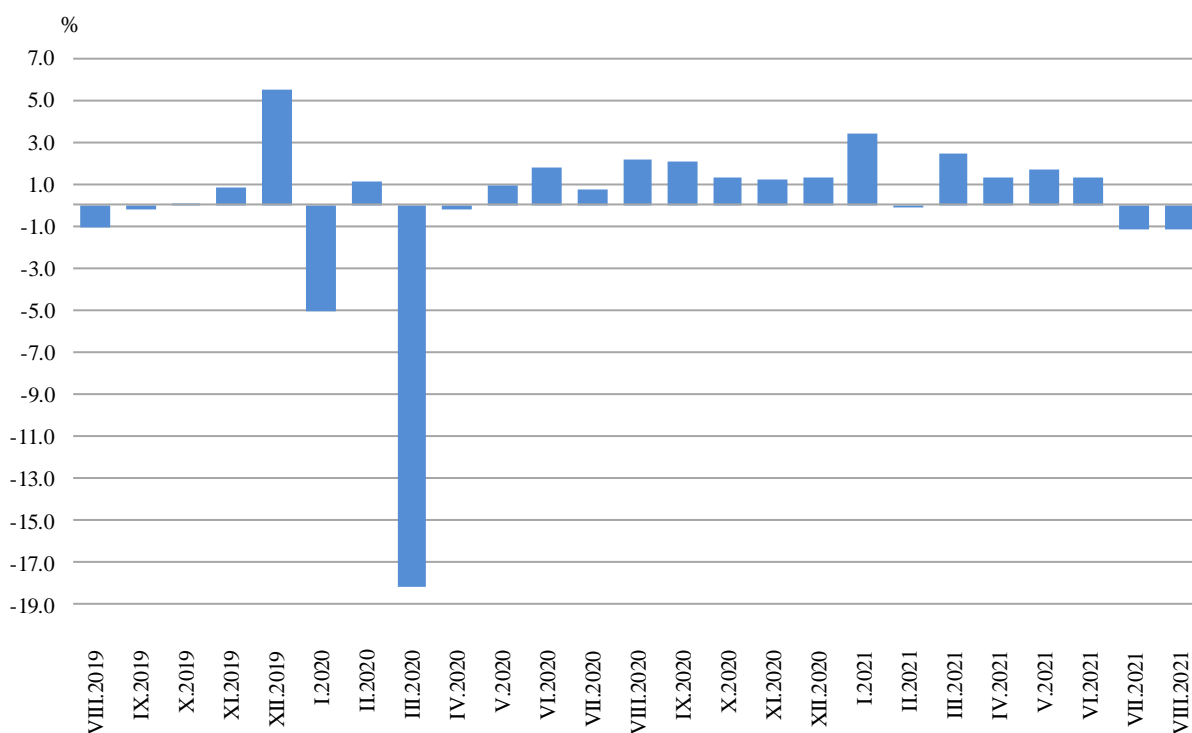
⁴ Calendar adjustment is an adjustment for variations caused by calendar effects, different number of calendar and working days in the months, national holidays and outliers (for example the presence of more non-working days in May could contribute to the decline in the retail trade).

Monthly changes

In August 2021, compared to the previous month, a decrease of turnover was observed in ‘Retail sale of automotive fuel in specialized stores’ - by 1.3% and in ‘Retail sale of food, beverages and tobacco’ - by 0.3%, while in ‘Retail sale of non-food products (except fuel)’ was reported an increase - by 1.7%.

In ‘Retail sale of non-food products (except fuel)’ an increase was noted in ‘Retail sale via mail order houses or via Internet’ - by 2.9% and in ‘Dispensing chemist; retail sale of medical and orthopaedic goods, cosmetic and toilet articles in specialised stores’ - by 2.0%. A major decrease of turnover was seen in ‘Retail sale of computers, peripheral units and software; telecommunications equipment’ - by 2.6%.

Figure 2. Change of turnover in ‘Retail trade, except of motor vehicles and motorcycles’ compared to the previous month (Seasonally adjusted)

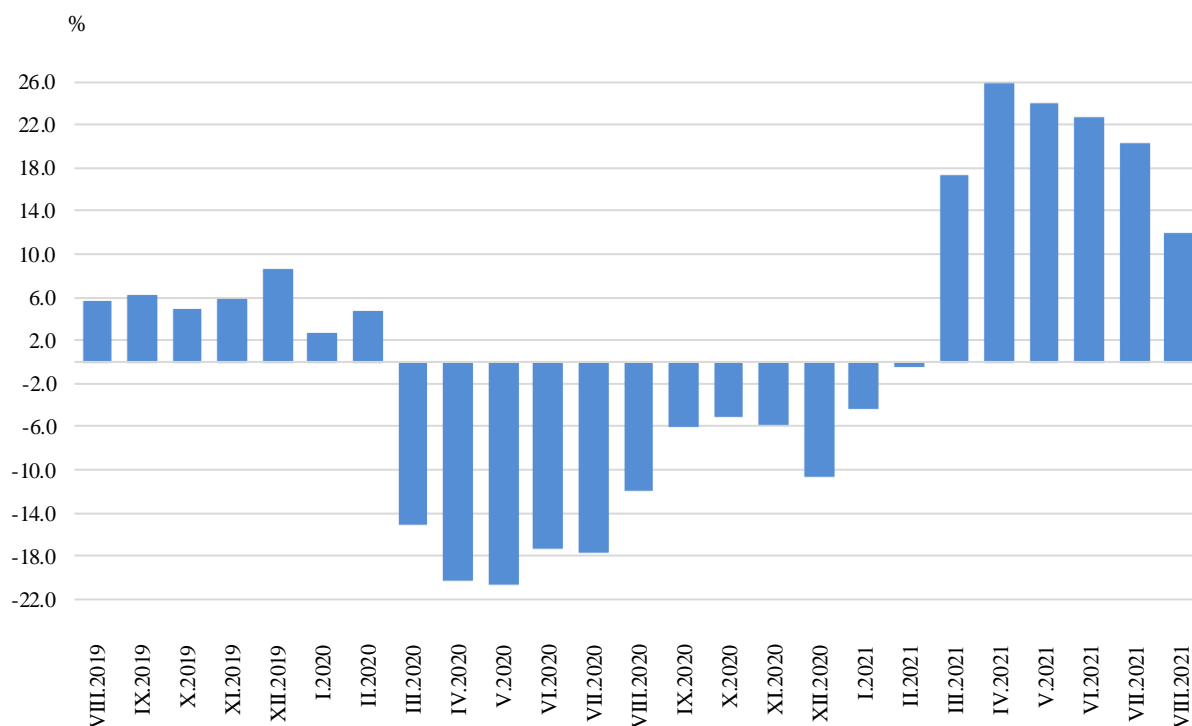


Annual changes

In August 2021, compared to the same month of 2020, a growth of turnover was reported in ‘Retail sale of non-food products, (except fuel)’ (14.2%), in ‘Retail sale of food, beverages and tobacco’ (10.5%) and in ‘Retail sale of automotive fuel in specialised stores’ (8.5%).

A greater rise of turnover in ‘Retail sale of non-food products, (except fuel)’ was registered in ‘Dispensing chemist; retail sale of medical and orthopaedic goods, cosmetic and toilet articles in specialised stores’ - by 37.7% and in the ‘Other retail sale in non-specialised stores’ - by 14.5%. A decrease was observed only in ‘Retail sale of textiles, clothing, footwear and leather goods in specialised stores’ - by 6.2%.

Figure 3. Change of turnover in ‘Retail trade, except of motor vehicles and motorcycles’ compared to the same month of the previous year (Calendar adjusted)



Annex

Table 1

**Change of turnover in
'Retail trade, except of motor vehicles and motorcycles' at constant prices
compared to the previous month¹**

(Per cent)

Economic activities	2021					
	III	IV	V	VI	VII	VIII
Retail trade, except of motor vehicles and motorcycles	2.4	1.4	1.6	1.4	-1.2	-1.1
Retail sale of food, beverages and tobacco	1.1	2.2	-1.2	2.4	0.5	-0.3
Retail sale in non-specialised stores with food, beverages or tobacco predominating	1.1	2.7	-1.5	2.2	-0.1	-0.2
Retail sale of food, beverages and tobacco in specialised stores	0.3	-0.3	0.3	3.1	-0.4	-2.3
Retail sale of non-food products (except fuel) of which:	1.7	3.2	0.6	0.3	-1.4	1.7
Other retail sale in non-specialised stores	4.7	9.3	1.6	-6.3	0.2	-1.2
Retail sale of textiles, clothing, footwear and leather goods in specialised stores	-12.4	-5.7	10.7	-18.5	-2.9	-0.6
Retail sale of audio and video equipment; hardware, paints and glass; electrical household appliances, etc. in specialised stores	0.1	-1.0	1.7	3.9	0.1	0.0
Retail sale of computers, peripheral units and software; telecommunications equipment, etc. in specialised stores	-4.5	1.0	-2.9	6.5	-4.1	-2.6
Dispensing chemist; retail sale of medical and orthopaedic goods, cosmetic and toilet articles in specialised stores	7.3	2.2	3.3	6.1	0.8	2.0
Retail sale via mail order houses or via Internet	9.2	3.6	-5.1	4.2	-0.7	2.9
Retail sale of automotive fuel in specialised stores	0.0	5.2	-1.7	-0.3	1.4	-1.3

¹ Seasonally adjusted.

Table2

**Change of turnover in
'Retail trade, except of motor vehicles and motorcycles' at constant prices
compared to the same month of the previous year¹**

(Per cent)

Economic activities	2021					
	III	IV	V	VI	VII	VIII
Retail trade, except of motor vehicles and motorcycles	17.3	25.9	23.9	22.7	20.2	12.0
Retail sale of food, beverages and tobacco	-2.3	6.0	13.1	16.7	21.0	10.5
Retail sale in non-specialised stores with food, beverages or tobacco predominating	-1.9	5.0	14.0	17.9	22.8	11.5
Retail sale of food, beverages and tobacco in specialised stores	-4.3	13.3	7.9	10.1	10.8	4.1
Retail sale of non-food products (except fuel)	34.0	40.5	32.0	29.3	21.8	14.2
of which:						
Other retail sale in non-specialised stores	3.4	17.6	25.7	28.1	33.4	14.5
Retail sale of textiles, clothing, footwear and leather goods in specialised stores	131.3	190.1	117.4	10.5	-2.7	-6.2
Retail sale of audio and video equipment; hardware, paints and glass; electrical household appliances, etc. in specialised stores	31.9	34.0	12.2	19.2	15.4	10.9
Retail sale of computers, peripheral units and software; telecommunications equipment, etc. in specialised stores	70.8	48.8	31.4	37.5	24.3	9.0
Dispensing chemist; retail sale of medical and orthopaedic goods, cosmetic and toilet articles in specialised stores	4.6	27.4	43.9	47.8	42.0	37.7
Retail sale via mail order houses or via Internet	45.0	37.2	21.5	22.3	15.9	8.0
Retail sale of automotive fuel in specialised stores	24.8	41.2	26.9	15.9	14.5	8.5

¹ Calendar adjusted.

Table 3

**Turnover Indices in 'Retail trade, except of motor vehicles and motorcycles' at constant prices
(Seasonally adjusted, 2015 = 100)**

Economic activities	2020					2021							
	VIII	IX	X	XI	XII	I	II	III	IV	V	VI	VII	VIII
Retail trade, except of motor vehicles and motorcycles	106.9	109.1	110.6	112.0	113.5	117.4	117.3	120.1	121.8	123.8	125.5	124.0	122.6
Retail sale of food, beverages and tobacco	103.0	108.3	108.6	107.3	111.2	112.1	111.6	112.8	115.3	113.9	116.6	117.2	116.9
Retail sale in non-specialised stores with food, beverages or tobacco predominating	100.7	104.5	105.0	104.4	108.9	110.1	110.0	111.2	114.2	112.5	115.0	114.9	114.7
Retail sale of food, beverages and tobacco in specialised stores	119.5	136.6	134.9	128.6	128.0	126.8	124.0	124.4	124.0	124.4	128.2	127.7	124.8
Retail sale of non-food products (except fuel)	120.6	124.9	128.6	132.7	121.1	131.3	138.1	140.5	145.0	145.9	146.4	144.3	146.8
of which:													
Other retail sale in non-specialised stores	129.4	147.8	147.2	144.4	143.6	138.8	139.6	146.2	159.8	162.3	152.1	152.4	150.5
Retail sale of textiles, clothing, footwear and leather goods in specialised stores	103.7	109.4	111.4	105.3	76.4	97.1	145.0	127.0	119.8	132.6	108.1	105.0	104.4
Retail sale of audio and video equipment; hardware, paints and glass; electrical household appliances, etc. in specialised stores	137.6	140.3	142.3	145.9	143.4	148.4	143.1	143.2	141.8	144.2	149.8	149.9	149.9
Retail sale of computers, peripheral units and software; telecommunications equipment, etc. in specialised stores	110.5	112.9	117.9	119.0	118.1	120.5	131.1	125.2	126.5	122.8	130.8	125.5	122.2
Dispensing chemist; retail sale of medical and orthopaedic goods, cosmetic and toilet articles in specialised stores	100.2	106.0	111.2	117.6	96.9	102.8	112.2	120.4	123.0	127.0	134.7	135.8	138.5
Retail sale via mail order houses or via Internet	382.9	415.8	440.4	487.5	431.9	363.7	362.7	395.9	410.1	389.3	405.6	402.7	414.2
Retail sale of automotive fuel in specialised stores	87.0	89.2	88.3	87.9	83.7	87.9	90.8	90.8	95.5	93.9	93.6	94.9	93.7

Table 4

**Turnover Indices in 'Retail trade, except of motor vehicles and motorcycles' at constant prices
(Calendar adjusted, 2015 = 100)**

Economic activities	2018	2019	2020				2021								
	VIII	VIII	VIII	IX	X	XI	XII	I	II	III	IV	V	VI	VII	VIII
Retail trade, except of motor vehicles and motorcycles	126.5	133.7	117.7	117.8	120.2	119.5	126.1	102.9	102.9	114.1	116.6	119.2	124.9	131.5	131.8
Retail sale of food, beverages and tobacco	126.2	135.7	112.8	109.1	110.2	104.4	126.0	104.5	98.2	111.1	114.6	113.9	116.5	124.4	124.6
Retail sale in non-specialised stores with food, beverages or tobacco predominating	124.3	133.1	109.6	105.5	106.7	101.3	123.4	102.5	96.5	109.3	112.5	111.8	113.7	121.8	122.2
Retail sale of food, beverages and tobacco in specialised stores	136.6	150.3	132.7	131.8	132.1	124.0	140.3	115.5	107.9	121.3	126.3	125.3	133.2	139.2	138.2
Retail sale of non-food products (except fuel)	132.2	136.0	128.9	133.6	140.7	147.2	146.5	113.7	118.2	130.2	131.8	136.2	143.5	145.5	147.2
of which:															
Other retail sale in non-specialised stores	150.4	164.9	153.0	160.3	153.6	146.8	163.6	118.7	117.8	134.6	141.7	150.7	153.7	167.9	175.2
Retail sale of textiles, clothing, footwear and leather goods in specialised stores	128.7	137.5	108.7	132.8	125.2	113.8	95.3	82.2	107.3	111.5	97.2	131.3	106.2	101.5	102.0
Retail sale of audio and video equipment; hardware, paints and glass; electrical household appliances, etc. in specialised stores	132.3	140.6	144.6	145.5	154.4	170.3	167.5	118.3	110.7	122.3	131.5	138.2	152.7	160.3	160.3
Retail sale of computers, peripheral units and software; telecommunications equipment, etc. in specialised stores	131.1	130.8	119.2	117.7	123.3	124.7	135.9	103.0	113.2	118.9	124.4	117.3	131.9	130.6	129.9
Dispensing chemist; retail sale of medical and orthopaedic goods, cosmetic and toilet articles in specialised stores	122.4	105.4	98.3	99.4	113.4	118.8	111.6	104.1	110.2	127.6	120.5	123.9	129.3	131.8	135.4
Retail sale via mail order houses or via Internet	172.0	243.3	348.4	393.7	442.8	542.8	513.6	366.8	363.5	395.6	400.7	367.2	386.7	374.1	376.3
Retail sale of automotive fuel in specialised stores	114.9	125.8	102.6	98.8	92.9	85.2	79.9	75.7	77.3	83.5	86.0	91.1	99.2	114.0	111.3