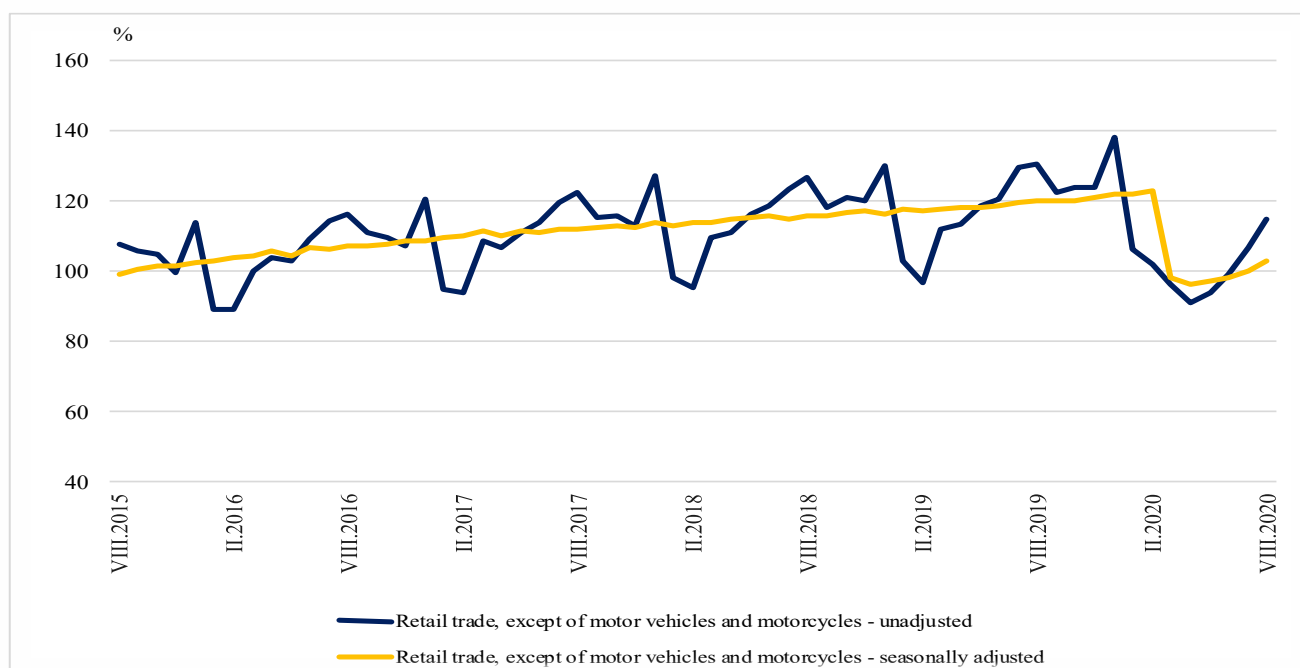


TURNOVER INDICES IN 'RETAIL TRADE, EXCEPT OF MOTOR VEHICLES AND MOTORCYCLES' IN AUGUST 2020^{1,2}

According to the preliminary seasonally adjusted data³ in August 2020 the turnover in '**Retail trade, except of motor vehicles and motorcycles**' at constant prices increased by 2.6% compared to the previous month.

In August 2020, the working day adjusted⁴ turnover in '**Retail trade, except of motor vehicles and motorcycles**' fell by 12.2% in comparison with the same month of the previous year.

**Figure 1. Turnover Indices in
'Retail trade, except of motor vehicles and motorcycles'
(2015 = 100)**



¹ Data for August 2020 are preliminary.

² The monthly turnover indices reflect the short-term changes in the value of this indicator between two compared periods at constant prices. The information may be used to assess the current situation and the trends in the development of the trade sector as well as for short-term forecasts. In order to calculate the indices trade enterprises are observed by using a representative sample that forms about 70% of the annual receipts of the observed aggregate. The monthly turnover indices are calculated with 2015 as a base year.

³ Seasonal adjustment is a statistical method, which eliminates the seasonal component of time series.

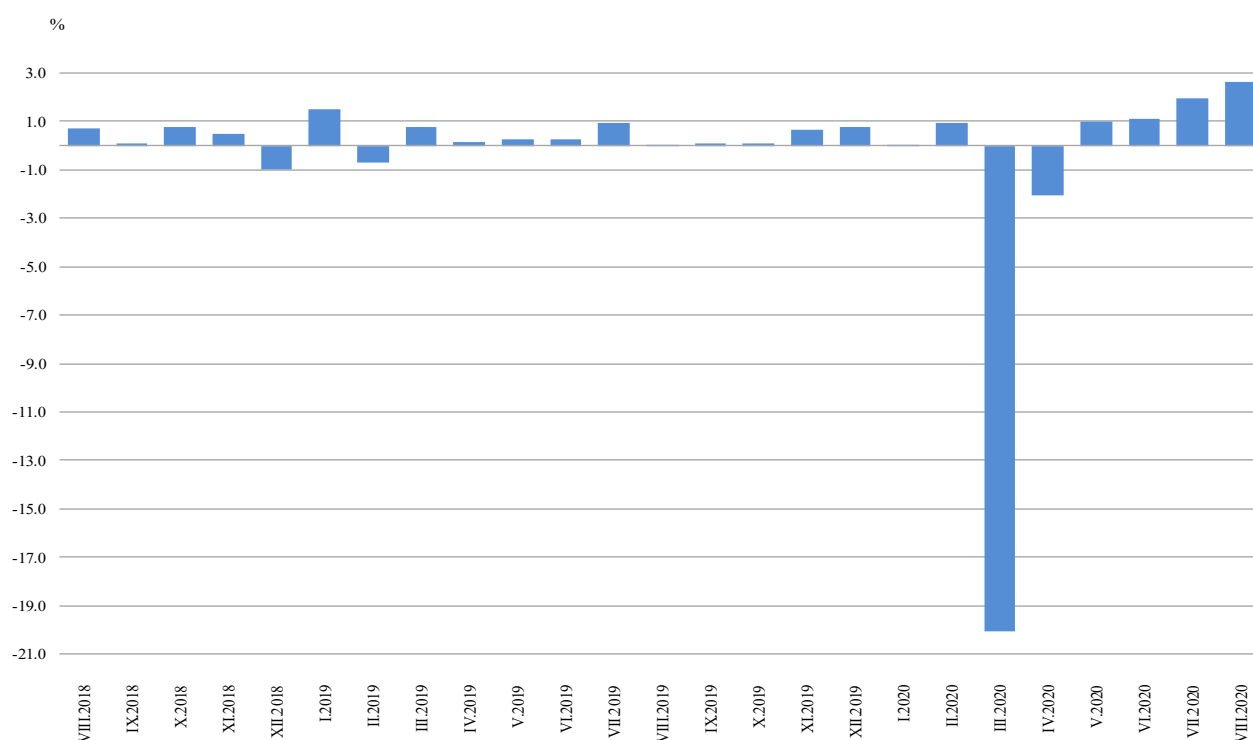
⁴ Working day adjustment is an adjustment for variations caused by calendar effects, different number of calendar and working days in the months, national holidays and outliers (for example the presence of more non-working days in May could contribute to the decline in the retail trade).

Monthly changes

In August 2020 compared to the previous month, increase of turnover was observed in the ‘Retail sale of non-food products (including fuel) - by 4.0%, in the ‘Retail sale of food, beverages and tobacco’ - by 2.9%, and in the ‘Retail sale of automotive fuel in specialised stores’ - by 1.6%.

In the ‘Retail sale of non-food products except fuel’ more significant increases of turnover were registered in the ‘Other retail sale in non-specialised stores’ - by 14.2%, in the ‘Retail sale of computers, peripheral units and software; telecommunications equipment, etc. in specialised stores’ - by 9.2%, and in the ‘Retail sale via mail order houses or via Internet’ - by 9.0%.

Figure 2. Change of turnover in ‘Retail trade, except of motor vehicles and motorcycles’ compared to the previous month (Seasonally adjusted)

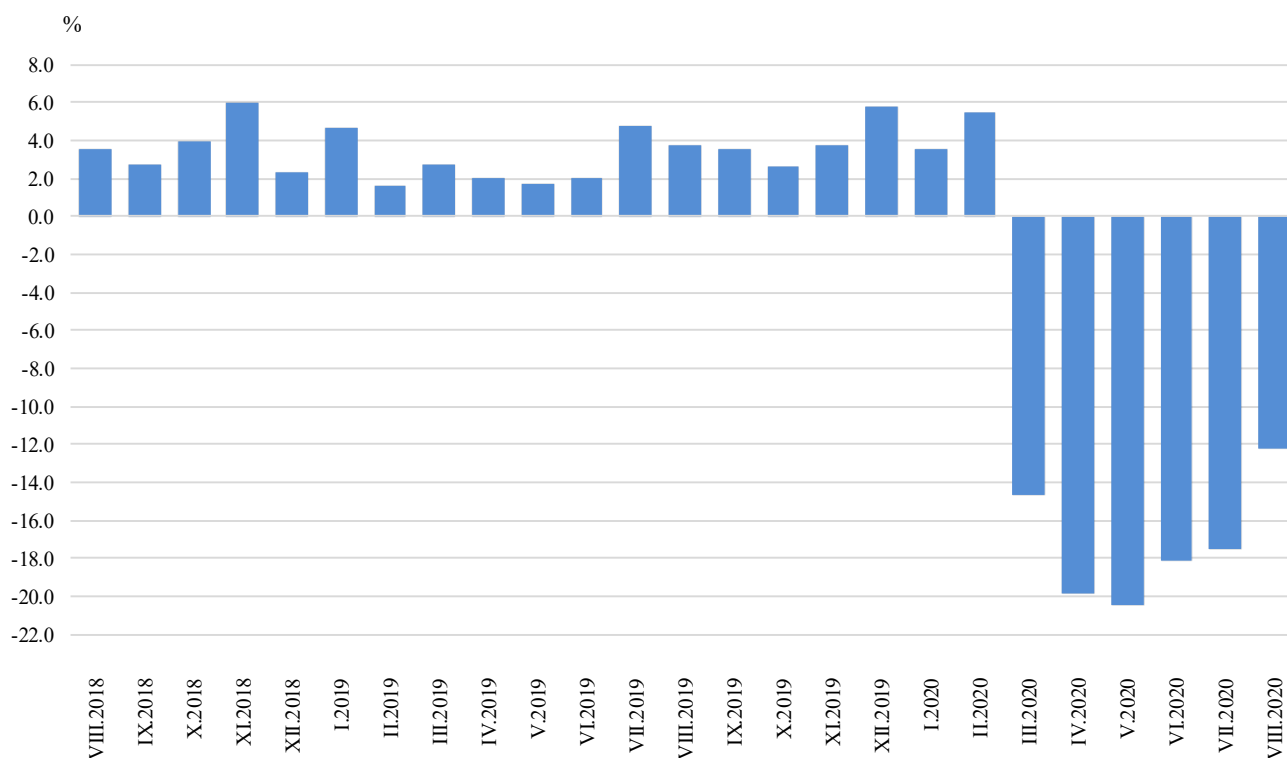


Annual changes

In August 2020 compared to the same month of 2019, decline of turnover was observed in the ‘Retail sale of automotive fuel in specialised stores’ (18.5%) in the ‘Retail sale of food, beverages and tobacco’ (17.0%), and in the ‘Retail sale of non-food products, except fuel’ (5.7%).

More significant drop of turnover in the ‘Retail sale of non-food products, except fuel’ was registered in the ‘Retail sale of textiles, clothing, footwear and leather goods in specialised stores’ - by 22.1%, in the ‘Retail sale of information and communication equipment’ - by 9.0%, and in the ‘Other retail sale in non-specialised stores’ - by 7.3%. A rise was reported in the ‘Retail sale via mail order houses or via Internet’ - by 43.1%.

Figure 3. Change of turnover in ‘Retail trade, except of motor vehicles and motorcycles’ compared to the same month of the previous year (Working day adjusted)



Annex

Table 1

**Change of turnover in
'Retail trade, except of motor vehicles and motorcycles' at constant prices
compared to the previous month¹**

(Per cent)

Economic activities	2020					
	III	IV	V	VI	VII	VIII
Retail trade, except of motor vehicles and motorcycles	-20.1	-2.0	1.0	1.0	2.0	2.6
Retail sale of food, beverages and tobacco	-1.9	-1.7	-13.0	-1.9	0.5	2.9
Retail sale in non-specialised stores with food, beverages or tobacco predominating	-1.2	0.2	-14.8	-2.3	0.6	3.3
Retail sale of food, beverages and tobacco in specialised stores	-1.9	-15.2	2.6	-0.2	0.0	0.7
Retail sale of non-food products (except fuel)	-26.7	-0.7	4.4	4.1	3.3	4.0
of which:						
Other retail sale in non-specialised stores	-2.7	-3.6	-3.5	-4.1	-7.2	14.2
Retail sale of textiles, clothing, footwear and leather goods in specialised stores	-66.5	-33.9	80.8	62.5	5.5	4.0
Retail sale of audio and video equipment; hardware, paints and glass; electrical household appliances, etc. in specialised stores	-29.0	7.1	12.0	4.1	4.5	3.7
Retail sale of computers, peripheral units and software; telecommunications equipment, etc. in specialised stores	-41.2	17.0	5.6	4.6	5.2	9.2
Dispensing chemist; retail sale of medical and orthopaedic goods, cosmetic and toilet articles in specialised stores	2.0	-19.0	-5.7	3.1	2.9	4.1
Retail sale via mail order houses or via Internet	7.4	4.2	5.1	6.3	4.0	9.0
Retail sale of automotive fuel in specialised stores	-38.0	-2.5	9.5	13.7	3.9	1.6

¹ Seasonally adjusted.

Table 2

**Change of turnover in
'Retail trade, except of motor vehicles and motorcycles' at constant prices
compared to the same month of the previous year¹**

Economic activities	2020					
	III	IV	V	VI	VII	VIII
Retail trade, except of motor vehicles and motorcycles	-14.6	-19.9	-20.4	-18.1	-17.5	-12.2
Retail sale of food, beverages and tobacco	3.4	-7.9	-17.4	-20.6	-22.8	-17.0
Retail sale in non-specialised stores with food, beverages or tobacco predominating	3.7	-6.9	-17.9	-21.9	-24.0	-17.6
Retail sale of food, beverages and tobacco in specialised stores	0.6	-15.2	-13.6	-9.9	-12.9	-11.8
Retail sale of non-food products (except fuel)	-18.8	-22.9	-18.0	-13.1	-11.8	-5.7
of which:						
Other retail sale in non-specialised stores	-3.8	-7.0	-14.5	-16.7	-22.6	-7.3
Retail sale of textiles, clothing, footwear and leather goods in specialised stores	-63.1	-71.9	-53.2	-27.4	-23.1	-22.1
Retail sale of audio and video equipment; hardware, paints and glass; electrical household appliances, etc. in specialised stores	-19.8	-20.7	-4.0	-4.1	-0.9	2.8
Retail sale of computers, peripheral units and software; telecommunications equipment, etc. in specialised stores	-40.4	-27.7	-24.9	-20.1	-21.0	-9.0
Dispensing chemist; retail sale of medical and orthopaedic goods, cosmetic and toilet articles in specialised stores	14.4	-7.8	-16.5	-12.8	-11.3	-5.9
Retail sale via mail order houses or via Internet	5.0	11.7	15.0	35.5	22.2	43.1
Retail sale of automotive fuel in specialised stores	-37.1	-40.3	-33.9	-24.6	-21.1	-18.5

¹ Working day adjusted.

Table 3

**Turnover Indices in ‘Retail trade, except of motor vehicles and motorcycles’
at constant prices
(Seasonally adjusted, 2015 = 100)**

Economic activities	2019					2020							
	VIII	IX	X	XI	XII	I	II	III	IV	V	VI	VII	VIII
Retail trade, except of motor vehicles and motorcycles	119.8	119.9	120.0	120.8	121.7	121.8	122.9	98.2	96.2	97.2	98.2	100.2	102.8
Retail sale of food, beverages and tobacco	119.7	120.1	120.0	121.7	121.0	112.2	116.4	114.2	112.3	97.7	95.8	96.3	99.1
Retail sale in non-specialised stores with food, beverages or tobacco predominating	120.2	120.6	120.5	122.4	121.7	111.4	115.2	113.8	114.0	97.1	94.9	95.5	98.6
Retail sale of food, beverages and tobacco in specialised stores	116.4	116.2	116.3	116.5	115.9	118.0	119.8	117.5	99.6	102.2	102.0	102.0	102.7
Retail sale of non-food products (except fuel)	125.0	125.3	126.4	128.6	130.0	132.4	133.1	97.5	96.8	101.1	105.2	108.7	113.1
of which:													
Other retail sale in non-specialised stores	124.3	124.2	125.4	125.2	126.9	126.5	124.0	120.7	116.3	112.2	107.6	99.8	114.0
Retail sale of textiles, clothing, footwear and leather goods in specialised stores	128.9	130.3	132.8	135.4	134.3	138.1	136.5	45.7	30.2	54.6	88.7	93.6	97.3
Retail sale of audio and video equipment; hardware, paints and glass; electrical household appliances, etc. in specialised stores	131.4	132.7	133.9	138.8	140.9	141.8	141.5	100.5	107.6	120.5	125.5	131.2	136.1
Retail sale of computers, peripheral units and software; telecommunications equipment, etc. in specialised stores	110.9	108.1	111.4	113.8	110.6	113.1	115.0	67.6	79.1	83.5	87.3	91.8	100.2
Dispensing chemist; retail sale of medical and orthopaedic goods, cosmetic and toilet articles in specialised stores	125.3	126.5	124.9	127.9	133.9	132.6	135.0	137.7	111.5	105.1	108.4	111.5	116.1
Retail sale via mail order houses or via Internet	181.4	181.8	187.7	190.6	200.8	186.0	178.9	192.2	200.2	210.4	223.6	232.6	253.5
Retail sale of automotive fuel in specialised stores	108.9	109.6	108.3	105.4	110.6	109.6	109.3	67.8	66.1	72.4	82.3	85.5	86.9

Table 4

**Turnover Indices in 'Retail trade, except of motor vehicles and motorcycles'
at constant prices
(Working day adjusted, 2015 = 100)**

Economic activities	2017	2018	2019					2020							
	VIII	VIII	VIII	IX	X	XI	XII	I	II	III	IV	V	VI	VII	VIII
Retail trade, except of motor vehicles and motorcycles	121.8	126.1	130.7	122.7	123.5	124.0	138.0	106.1	101.9	96.0	90.8	93.9	99.3	106.7	114.8
Retail sale of food, beverages and tobacco	121.6	126.2	133.9	120.1	121.1	120.1	134.4	100.8	97.3	112.1	106.6	99.3	98.2	101.2	111.2
Retail sale in non-specialised stores with food, beverages or tobacco predominating	119.6	124.3	133.4	120.3	121.5	120.0	134.5	100.0	96.2	111.6	107.3	98.4	96.6	99.5	109.9
Retail sale of food, beverages and tobacco in specialised stores	133.0	136.6	132.8	114.8	114.1	116.2	129.6	103.5	102.4	111.8	98.4	102.5	106.8	110.8	117.1
Retail sale of non-food products (except fuel)	122.8	131.6	131.0	128.1	131.7	137.4	153.8	115.1	110.8	95.6	90.8	99.4	106.6	114.8	123.5
of which:															
Other retail sale in non-specialised stores	141.5	150.0	144.6	132.1	124.5	125.8	138.8	107.0	101.3	114.1	105.5	105.1	105.1	110.2	134.0
Retail sale of textiles, clothing, footwear and leather goods in specialised stores	120.0	127.8	129.6	144.7	134.8	142.3	164.2	119.3	107.6	44.3	31.2	57.2	89.5	97.0	101.0
Retail sale of audio and video equipment; hardware, paints and glass; electrical household appliances, etc. in specialised stores	123.2	132.3	138.0	137.0	147.8	159.5	169.6	109.5	104.5	91.1	96.3	120.9	125.8	136.3	141.9
Retail sale of computers, peripheral units and software; telecommunications equipment, etc. in specialised stores	116.4	130.0	119.5	113.9	115.3	118.7	128.7	96.3	94.5	63.5	76.3	81.5	87.6	95.9	108.8
Dispensing chemist; retail sale of medical and orthopaedic goods, cosmetic and toilet articles in specialised stores	118.9	121.8	123.5	118.9	125.8	125.4	155.3	134.8	132.2	144.3	111.8	101.8	103.4	109.7	116.2
Retail sale via mail order houses or via Internet	135.8	172.0	161.7	169.9	187.3	209.9	243.6	197.2	181.2	181.3	193.9	200.9	210.1	214.5	231.4
Retail sale of automotive fuel in specialised stores	121.7	114.9	125.5	116.1	110.8	101.0	109.2	96.5	90.8	66.7	60.8	71.6	85.4	99.3	102.3