

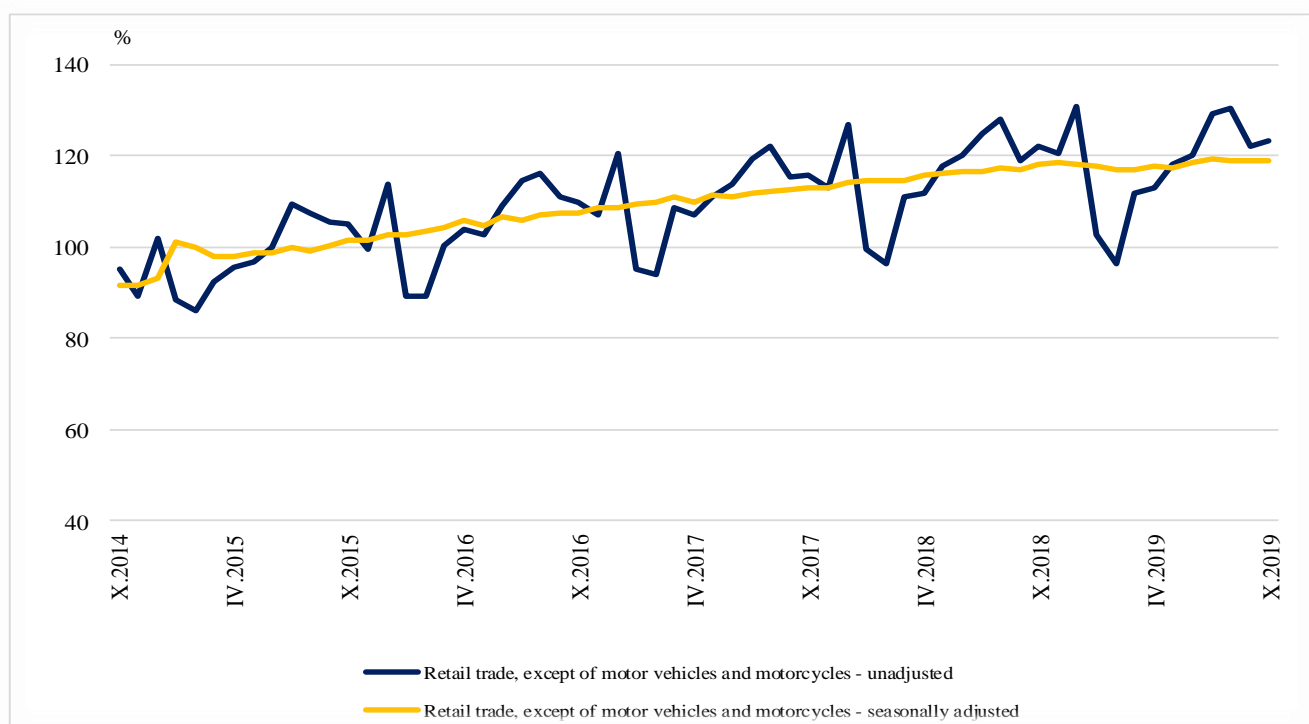


TURNOVER INDICES IN ‘RETAIL TRADE, EXCEPT OF MOTOR VEHICLES AND MOTORCYCLES’ IN OCTOBER 2019^{1,2}

According to the preliminary seasonally adjusted data³ in October 2019 the turnover in ‘**Retail trade, except of motor vehicles and motorcycles**’ at constant prices kept the level of the previous month.

In October 2019, the working day adjusted⁴ turnover in ‘**Retail trade, except of motor vehicles and motorcycles**’ marked an increase by 1.2% in comparison with the same month of the previous year.

**Figure 1. Turnover Indices in
‘Retail trade, except of motor vehicles and motorcycles’
(2015 = 100)**



¹ Data for October 2019 are preliminary.

² The monthly turnover indices reflect the short-term changes in the value of this indicator between two compared periods at constant prices. The information may be used to assess the current situation and the trends in the development of the trade sector as well as for short-term forecasts. In order to calculate the indices trade enterprises are observed by using a representative sample that forms about 70% of the annual receipts of the observed aggregate. The monthly turnover indices are calculated with 2015 as a base year.

³ Seasonal adjustment is a statistical method, which eliminates the seasonal component of time series.

⁴ Working day adjustment is an adjustment for variations caused by calendar effects, different number of calendar and working days in the months, national holidays and outliers (for example the presence of more non-working days in May could contribute to the decline in the retail trade).

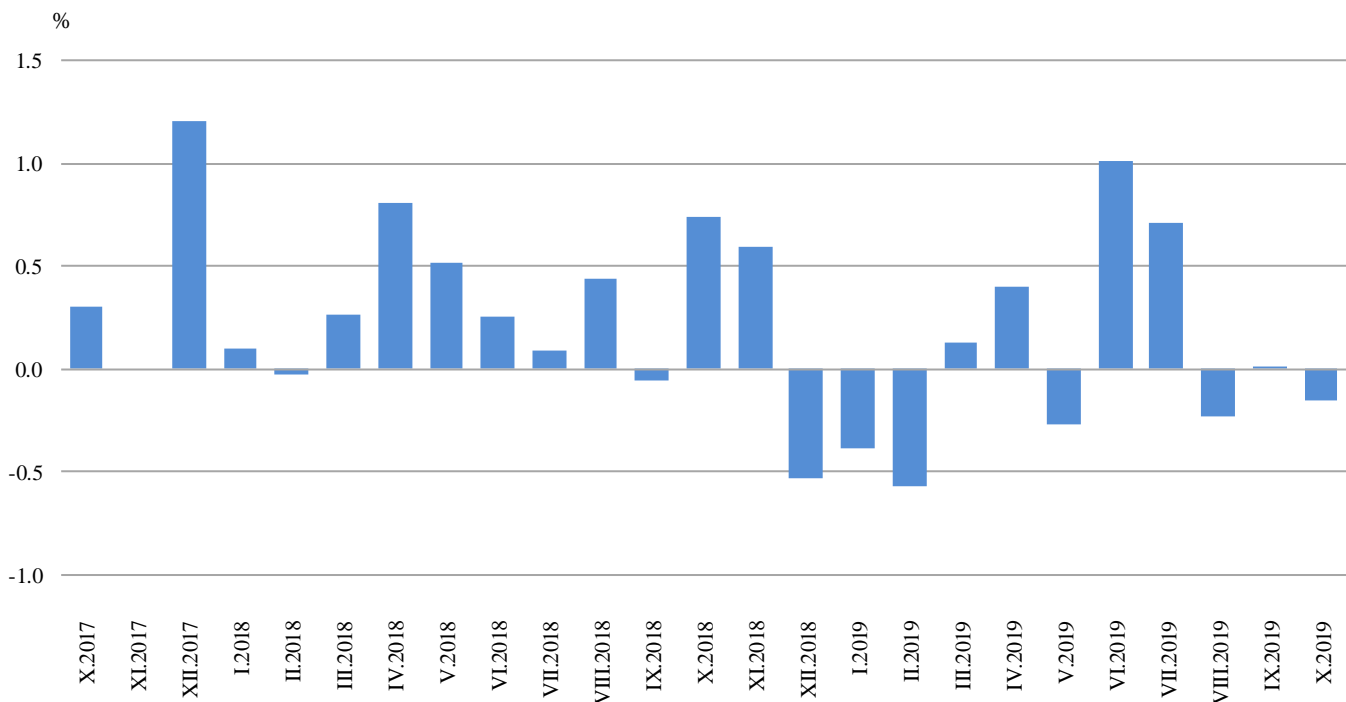


Monthly changes

In October 2019 turnover in 'Retail sale of food, beverages and tobacco' kept the level of the previous month. Increase compared to the previous month was seen in retail trade with non-food goods-by 0.2% and decrease in 'Retail sales of automotive fuel'-by 1.4%.

In the 'Retail sale of non-food products except fuel' a more significant growth in the 'Retail sale of computers, peripheral units and software; telecommunications equipment'-by 3.6%, in 'Retail sale via mail order houses or via Internet'-by 2.0% and in 'Dispensing chemist; retail sale of medical and orthopaedic goods, cosmetic and toilet articles'-by 0.7%.

Figure 2. Change of turnover in 'Retail trade, except of motor vehicles and motorcycles' compared to the previous month (Seasonally adjusted)



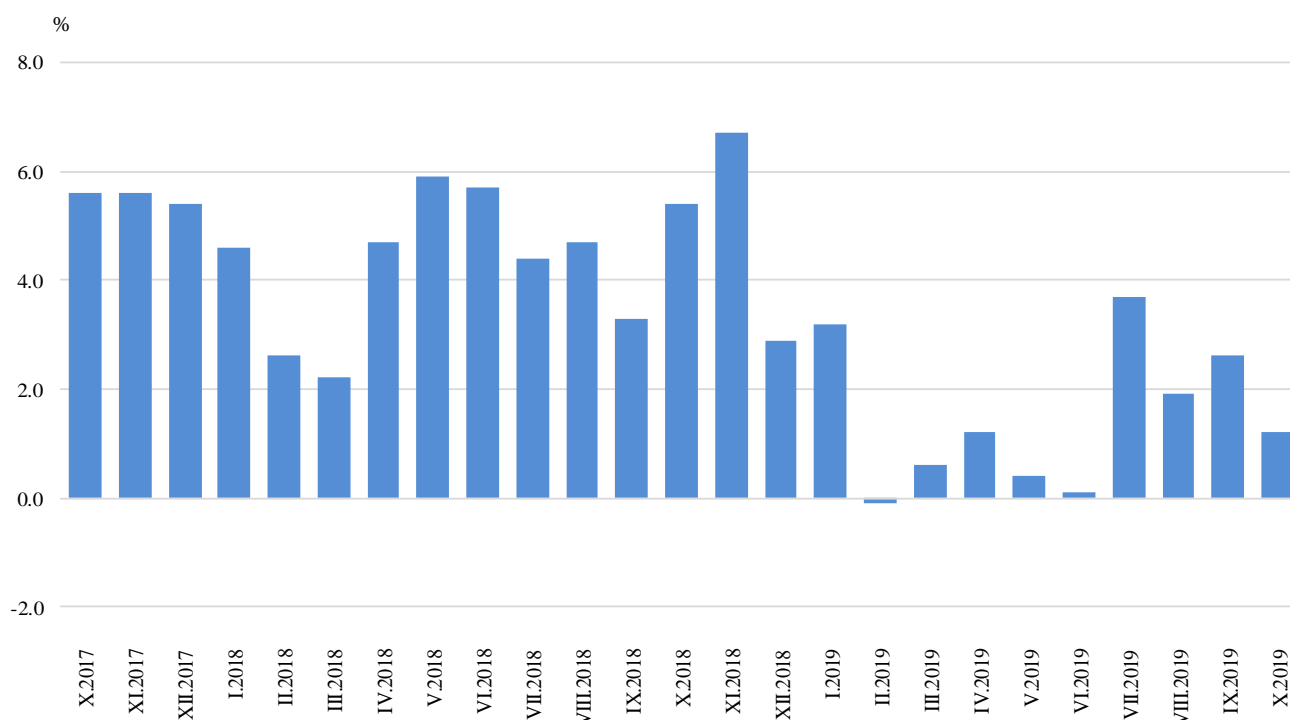


Annual changes

In October 2019 compared to the same month of 2018, the turnover run up in the 'Retail sale of non-food products except fuel' (by 2.1%), and in 'Retail sales of automotive fuel' (by 1.6%). A decline was reported in the 'Retail sale of food, beverages and tobacco'-by 0.2%.

More significant growth in the 'Retail sale of non-food products except fuel' was observed in the 'Retail sale of textiles, clothing, footwear and leather goods in specialised stores'-by 8.9%, 'Retail sale of computers, peripheral units and software; telecommunications equipment'-by 8.8% and in 'Other retail sale in non-specialised stores'-by 6.3%. A decline was reported in the 'Dispensing chemist; retail sale of medical and orthopaedic goods, cosmetic and toilet articles'-by 10.7%.

Figure 3. Change of turnover in 'Retail trade, except of motor vehicles and motorcycles' compared to the same month of the previous year (Working day adjusted)





Annex

Table 1

**Change of turnover in
'Retail trade, except of motor vehicles and motorcycles' at constant prices
compared to the previous month¹**

(Per cent)

Economic activities	2019					
	V	VI	VII	VIII	IX	X
Retail trade, except of motor vehicles and motorcycles	-0.3	1.0	0.7	-0.3	0.0	-0.1
Retail sale of food, beverages and tobacco	-0.5	1.6	0.9	0.2	0.2	0.0
Retail sale in non-specialised stores with food, beverages or tobacco predominating	-0.4	1.9	0.7	0.3	0.1	-0.2
Retail sale of food, beverages and tobacco in specialised stores	-1.4	-0.6	2.0	-0.6	0.3	0.5
Retail sale of non-food products (except fuel)	-1.0	0.8	1.1	-0.6	0.2	0.2
of which:						
Other retail sale in non-specialised stores	-0.9	0.5	0.9	0.2	1.1	1.0
Retail sale of textiles, clothing, footwear and leather goods in specialised stores	4.2	1.5	1.5	1.1	1.3	0.2
Retail sale of audio and video equipment; hardware, paints and glass; electrical household appliances, etc. in specialised stores	-1.8	0.6	-0.2	-0.5	0.1	-0.1
Retail sale of computers, peripheral units and software; telecommunications equipment, etc. in specialised stores	-0.8	-3.9	7.9	-3.9	-1.6	3.6
Dispensing chemist; retail sale of medical and orthopaedic goods, cosmetic and toilet articles in specialised stores	1.2	-0.9	2.3	0.2	-0.3	0.7
Retail sale via mail order houses or via Internet	-0.5	-1.4	9.1	-7.3	-1.0	2.0
Retail sale of automotive fuel in specialised stores	2.5	-0.3	0.8	-0.6	0.0	-1.4

¹ Seasonally adjusted.



Table 2

**Change of turnover in
'Retail trade, except of motor vehicles and motorcycles' at constant prices
compared to the same month of the previous year¹**

(Per cent)

Economic activities	2019					
	V	VI	VII	VIII	IX	X
Retail trade, except of motor vehicles and motorcycles	0.4	0.1	3.8	2.0	2.6	1.2
Retail sale of food, beverages and tobacco	-2.7	-0.9	1.2	0.9	1.3	-0.2
Retail sale in non-specialised stores with food, beverages or tobacco predominating	-3.3	-0.8	0.8	0.8	1.1	-0.6
Retail sale of food, beverages and tobacco in specialised stores	1.9	-1.3	4.8	2.5	2.8	3.0
Retail sale of non-food products (except fuel)	1.4	-1.1	4.6	2.0	2.0	2.1
of which:						
Other retail sale in non-specialised stores	1.7	-0.1	2.7	2.8	2.8	6.3
Retail sale of textiles, clothing, footwear and leather goods in specialised stores	2.8	3.7	5.6	8.5	6.6	8.9
Retail sale of audio and video equipment; hardware, paints and glass; electrical household appliances, etc. in specialised stores	4.2	6.3	8.3	5.7	6.6	5.5
Retail sale of computers, peripheral units and software; telecommunications equipment, etc. in specialised stores	3.8	-3.5	11.6	2.0	2.3	8.8
Dispensing chemist; retail sale of medical and orthopaedic goods, cosmetic and toilet articles in specialised stores	-5.8	-9.8	-6.7	-7.1	-7.4	-10.7
Retail sale via mail order houses or via Internet	21.1	7.0	27.8	11.3	7.0	4.5
Retail sale of automotive fuel in specialised stores	4.7	5.1	6.9	3.6	6.9	1.6

¹ Working day adjusted.



**Turnover Indices in 'Retail trade, except of motor vehicles and motorcycles'
at constant prices
(Seasonally adjusted, 2015 = 100)**

Economic activities	2018			2019									
	X	XI	XII	I	II	III	IV	V	VI	VII	VIII	IX	X
Retail trade, except of motor vehicles and motorcycles	118.0	118.7	118.1	117.6	116.9	117.1	117.6	117.2	118.4	119.2	118.9	118.9	118.8
Retail sale of food, beverages and tobacco	121.8	123.3	121.0	110.8	108.8	110.2	118.6	118.0	119.9	121.0	121.3	121.4	121.3
Retail sale in non-specialised stores with food, beverages or tobacco predominating	122.8	124.5	122.2	110.4	108.2	109.7	118.9	118.5	120.7	121.6	122.0	122.1	121.9
Retail sale of food, beverages and tobacco in specialised stores	113.8	114.4	112.4	114.3	113.0	114.0	116.5	114.9	114.2	116.5	115.8	116.2	116.8
Retail sale of non-food products (except fuel)	121.6	122.3	120.9	122.1	121.6	122.4	122.3	121.1	122.1	123.5	122.8	123.1	123.3
of which:													
Other retail sale in non-specialised stores	121.0	121.8	110.1	125.1	126.1	125.1	123.1	121.9	122.6	123.7	124.0	125.4	126.6
Retail sale of textiles, clothing, footwear and leather goods in specialised stores	119.0	124.7	122.3	123.5	124.2	122.5	116.2	121.1	122.9	124.8	126.2	127.9	128.2
Retail sale of audio and video equipment; hardware, paints and glass; electrical household appliances, etc. in specialised stores	125.1	124.9	110.2	140.7	133.5	130.0	126.4	124.2	124.9	124.6	124.0	124.1	124.0
Retail sale of computers, peripheral units and software; telecommunications equipment, etc. in specialised stores	103.3	104.4	97.9	108.9	109.5	113.0	111.5	110.6	106.2	114.6	110.1	108.3	112.2
Dispensing chemist; retail sale of medical and orthopaedic goods, cosmetic and toilet articles in specialised stores	141.1	140.4	145.3	126.4	119.7	119.9	122.1	123.6	122.4	125.2	125.4	125.0	125.9
Retail sale via mail order houses or via Internet	172.3	173.5	176.7	175.9	173.5	175.7	181.6	180.7	178.2	194.4	180.2	178.4	181.9
Retail sale of automotive fuel in specialised stores	105.4	108.6	113.3	112.7	112.2	110.5	106.8	109.5	109.2	110.1	109.4	109.4	107.9



**Turnover Indices in 'Retail trade, except of motor vehicles and motorcycles'
at constant prices
(Working day adjusted, 2015 = 100)**

Economic activities	2016	2017	2018			2019									
	X	X	X	XI	XII	I	II	III	IV	V	VI	VII	VIII	IX	X
Retail trade, except of motor vehicles and motorcycles	109.6	115.7	122.0	120.6	130.7	102.6	96.4	111.6	113.2	118.1	120.3	129.4	130.4	122.2	123.5
Retail sale of food, beverages and tobacco	108.5	112.7	121.2	117.5	131.7	103.3	95.0	108.4	115.6	120.2	123.6	131.0	133.8	120.1	121.0
Retail sale in non-specialised stores with food, beverages or tobacco predominating	108.1	111.8	122.2	118.3	133.2	102.8	94.3	107.7	115.1	119.9	123.8	131.0	133.5	120.4	121.5
Retail sale of food, beverages and tobacco in specialised stores	108.0	115.4	110.8	108.4	116.8	103.9	97.1	111.1	116.0	118.6	118.5	127.2	132.8	114.8	114.1
Retail sale of non-food products (except fuel)	112.9	121.2	128.7	129.1	139.0	104.9	99.9	116.2	117.3	121.0	121.0	130.0	130.1	127.0	131.4
of which:															
Other retail sale in non-specialised stores	101.0	113.1	117.5	119.3	124.2	101.9	98.7	118.3	113.6	123.2	125.6	142.6	144.5	131.9	124.9
Retail sale of textiles, clothing, footwear and leather goods in specialised stores	119.7	119.9	123.3	132.7	155.6	100.7	93.5	116.3	112.2	122.2	123.3	127.5	128.3	144.4	134.3
Retail sale of audio and video equipment; hardware, paints and glass; electrical household appliances, etc. in specialised stores	117.9	126.4	140.1	139.2	139.7	91.9	91.0	113.6	121.4	126.0	131.1	137.6	138.0	136.9	147.8
Retail sale of computers, peripheral units and software; telecommunications equipment, etc. in specialised stores	110.0	113.4	106.9	107.9	113.9	93.9	89.0	105.4	106.1	109.5	108.1	122.4	119.5	113.4	116.3
Dispensing chemist; retail sale of medical and orthopaedic goods, cosmetic and toilet articles in specialised stores	110.3	121.1	141.8	135.1	156.1	129.7	118.8	125.6	121.5	122.5	117.9	124.0	124.6	117.4	126.6
Retail sale via mail order houses or via Internet	124.2	151.3	179.3	201.3	227.8	181.3	165.7	172.7	173.7	174.8	155.2	175.7	161.7	169.9	187.3
Retail sale of automotive fuel in specialised stores	104.7	110.1	109.1	107.9	110.3	97.1	91.7	105.9	101.8	108.5	113.4	125.8	125.5	116.1	110.8