

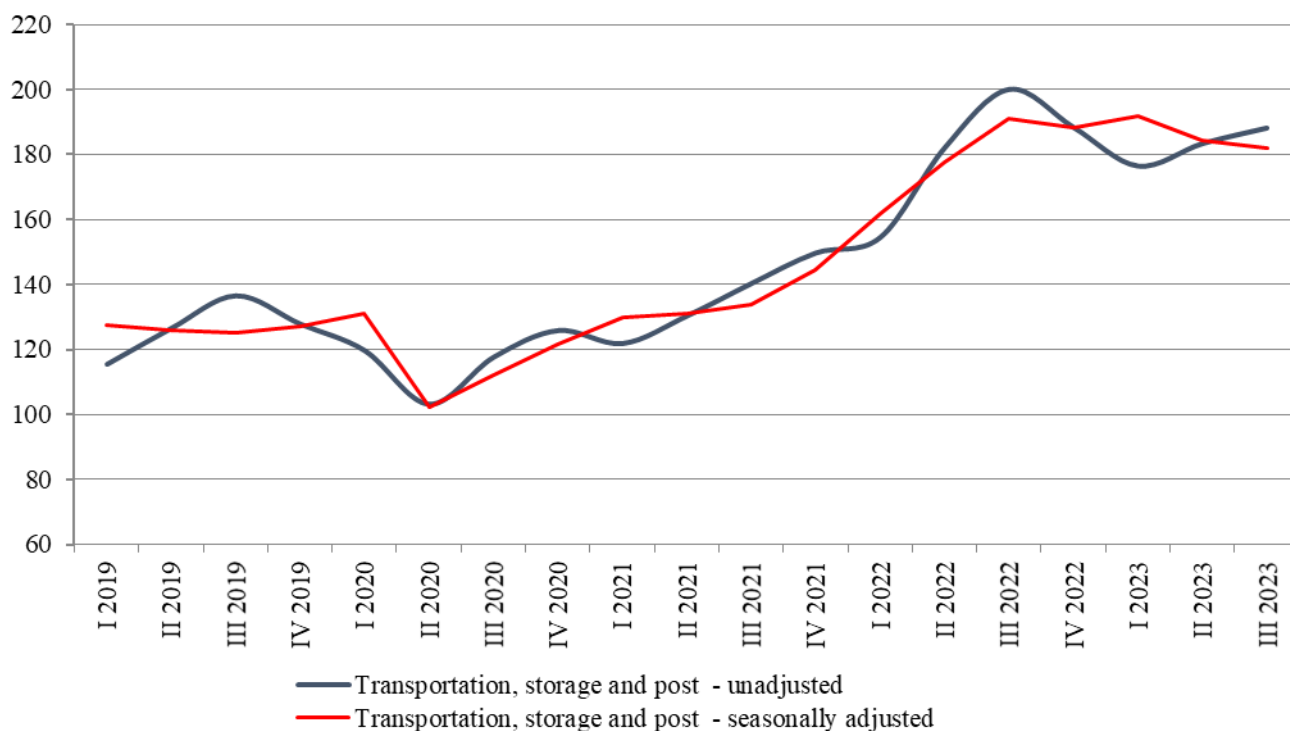
TURNOVER INDICES IN SERVICES IN THE THIRD QUARTER OF 2023¹

The turnover indices in services cover the activities included in the sections ‘**Transportation, storage and post**’, ‘**Information and communication**’ and ‘**Other business services**’.

Quarterly changes

During the third quarter of 2023, the turnover index in the section ‘**Transportation, storage and post**’ decreased by 1.3% compared to the previous quarter. The data are preliminary and seasonally adjusted. The largest decrease was registered in Water transport - by 8.2%, while an increase was seen only in Air transport - by 1.8%.

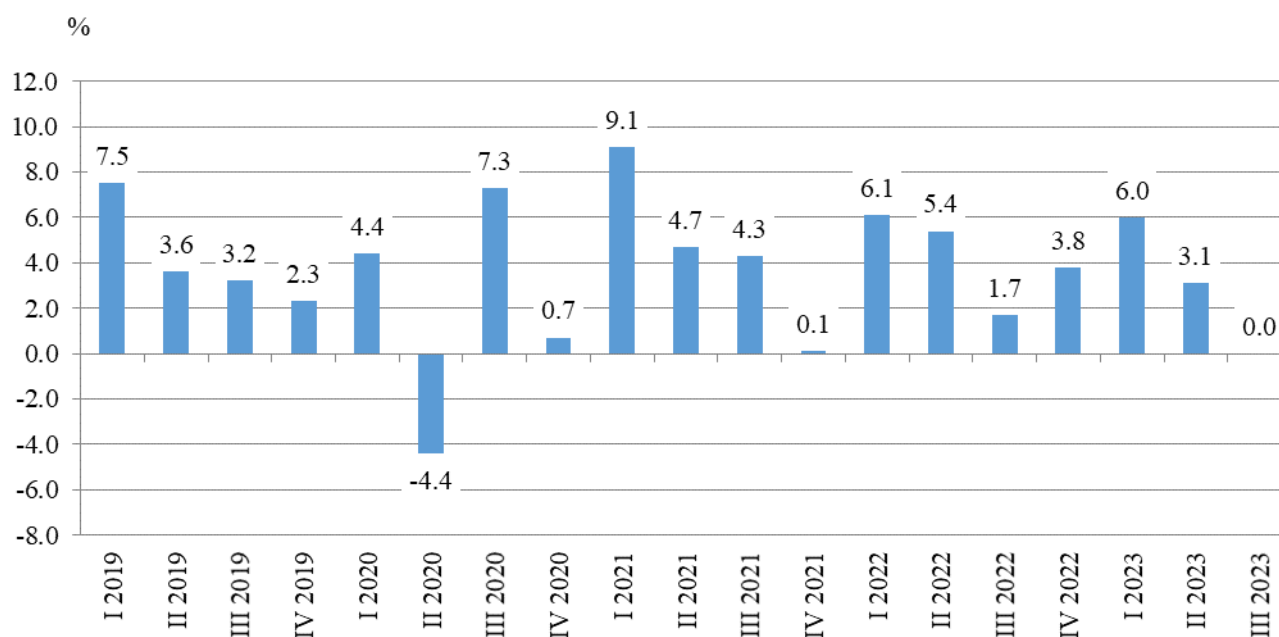
Figure 1. Quarterly turnover indices in ‘Transportation, storage and post’ (2015 = 100)



¹ Preliminary data.

The turnover index in the section **‘Information and communication’** kept the level of the second quarter of 2023. The highest decrease was observed in Motion picture, video and TV programme production, music publishing activities (7.4%), and in Publishing activities (7.0%). The largest increase was seen in Information service activities (4.4%).

Figure 2. Changes of turnover indices in ‘Information and communication’ compared to the previous quarter (Seasonally adjusted)



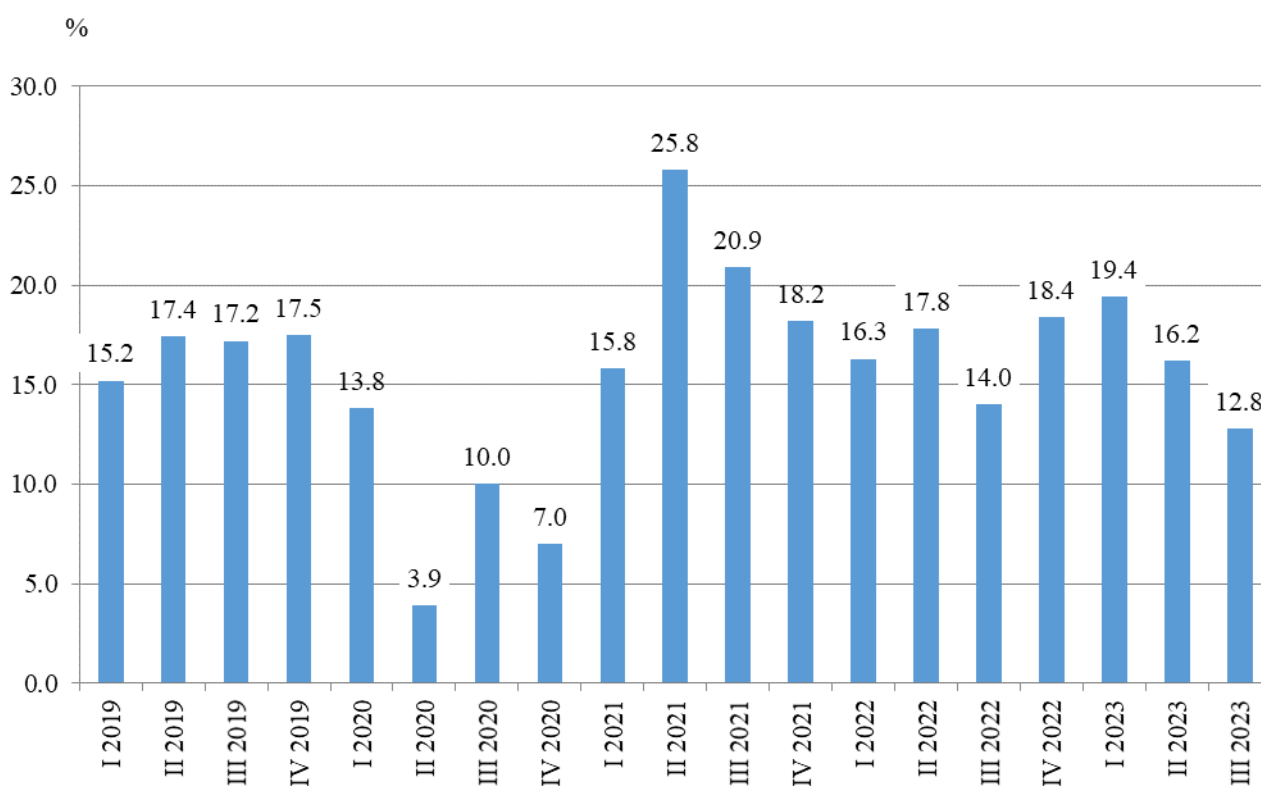
In **‘Other business services’**, the significant drop in comparison with the previous quarter was registered in Travel agency, tour operator and other reservation service and related activities - by 35.5%. The highest growth was seen in Other professional, scientific and technical activities - by 13.0%.

Annual changes

During the third quarter of 2023, the turnover index in the section **‘Transportation, storage and post’** decreased by 5.0% compared to the same quarter of 2022. The data are preliminary and calendar-adjusted. The largest decline was observed in Water transport - by 17.0%, and in Warehousing and support activities for transportation - by 10.8%. An increase was reported in Air transport - by 8.5%, and in Postal and courier activities - by 5.8%.

The turnover index in the section **‘Information and communication’** rose by 12.8% compared to the third quarter of 2022. The highest growth was seen in Information service activities (20.5%), in Computer programming, consultancy and related activities (13.3%), and in Telecommunications (12.6%). A decrease was observed in Motion picture, video and TV programme production, music publishing activities - by 2.2%.

Figure 3. Changes of the turnover index in ‘Information and communication’ compared to the same quarter of the previous year (Calendar-adjusted)



In **‘Other business services’**, the most significant rise compared to the third quarter of 2022 was registered in Other professional, scientific and technical activities - by 35.3%, and in Architectural and engineering activities; technical testing and analysis - by 34.5%.



Methodological notes

Seasonal adjustment is a statistical method that eliminates the seasonal component of time series, and it is particularly suitable for long-term comparisons and analysis of the data.

Calendar-adjustment is an adjustment for variations caused by calendar effects, different number of calendar and working days in the months, national holidays and outliers.

More methodological information on the quarterly survey and data for the period 2021 - 2023 can be found on the NSI website in the section Business statistics: <http://www.nsi.bg/en/content/6874/quarterly-data>.

The time series have been recalculated according to the new base year and they can be downloaded from the INFOSTAT information system: https://infostat.nsi.bg/infostat/pages/module.jsf?x_2=217.

Annex

Table 1

Changes of turnover indices in services¹
(Compared to the previous quarter)

(Per cent)

| Economic activities | Eurostat code | Quarter of 2022 | | | | Quarter of 2023 | | |
|---|---------------|-----------------|------------|------------|-------------|-----------------|-------------|-------------|
| | | I | II | III | IV | I | II | III |
| Transportation, storage and post - total | H | 8.4 | 8.1 | 4.9 | -0.1 | 1.2 | -3.9 | -1.3 |
| Land transport | H49 | 8.3 | 7.5 | 7.3 | -0.3 | 0.7 | -3.2 | -1.2 |
| Water transport | H50 | -6.0 | 48.9 | 14.7 | -2.5 | -4.0 | -2.3 | -8.2 |
| Air transport | H51 | 22.8 | 15.7 | 20.7 | 15.8 | 17.0 | -9.5 | 1.8 |
| Warehousing and support activities for transportation | H52 | 9.3 | 8.4 | -2.1 | -2.6 | -0.8 | -4.9 | -1.9 |
| Postal and courier activities | H53 | -0.9 | 3.2 | 6.8 | 3.7 | 4.0 | -1.1 | -0.4 |
| Information and communication | J | -1.8 | 5.6 | 2.2 | 4.1 | 6.0 | 3.1 | 0.0 |
| Publishing activities | J58 | -12.1 | 9.0 | -2.2 | 6.8 | -1.3 | 11.4 | -7.0 |
| Motion picture, video and TV programme production, music publishing activities | J59 | 6.0 | 5.7 | 6.4 | 6.7 | -4.8 | 5.1 | -7.4 |
| Programming and broadcasting activities | J60 | 0.8 | 1.0 | 1.7 | 2.1 | 2.7 | 4.0 | 1.1 |
| Telecommunications | J61 | -5.3 | 8.2 | -4.8 | 5.5 | 6.0 | 1.9 | -0.8 |
| Computer programming, consultancy and related activities | J62 | -0.3 | 5.0 | 4.8 | 3.2 | 7.9 | 2.3 | 0.4 |
| Information service activities | J63 | -2.0 | 3.1 | 5.2 | 5.1 | 0.1 | 8.6 | 4.4 |
| Other business services | | | | | | | | |
| Legal, accounting and management consultancy activities | M69_702 | 2.7 | 4.3 | 2.8 | 6.9 | 3.8 | 2.4 | 1.6 |
| Architectural and engineering activities; technical testing and analysis | M71 | -3.8 | 5.0 | 5.2 | 1.4 | 8.2 | 20.5 | 0.9 |
| Advertising and market research | M73 | 8.6 | 0.0 | 4.3 | 8.5 | 8.2 | 4.0 | 1.3 |
| Other professional, scientific and technical activities | M74 | 4.3 | 6.9 | -11.3 | 6.8 | 10.4 | 0.6 | 13.0 |
| Employment activities | N78 | -3.1 | 8.9 | 1.4 | 1.8 | 6.9 | 2.6 | -1.9 |
| Travel agency, tour operator and other reservation service and related activities | N79 | -5.6 | 214.2 | -34.7 | 66.0 | -40.2 | 68.9 | -35.5 |
| Security and investigation activities | N80 | 7.4 | 2.1 | 4.0 | 2.0 | 0.9 | 1.2 | 3.0 |
| Cleaning activities | N812 | -11.5 | 18.6 | -0.2 | 6.5 | 17.7 | -1.2 | -0.7 |
| Office administrative, office support and other business support activities | N82 | 6.8 | 5.3 | -0.9 | 8.0 | -0.1 | -0.8 | 1.4 |

¹ Seasonally adjusted.

Table 2

Changes of turnover indices in services¹
(Compared to the same quarter of the previous year)

(Per cent)

| Economic activities | Eurostat code | Quarter of 2022 | | | | Quarter of 2023 | | |
|---|---------------|-----------------|-------------|-------------|-------------|-----------------|-------------|-------------|
| | | I | II | III | IV | I | II | III |
| Transportation, storage and post - total | H | 21.7 | 34.8 | 36.7 | 21.5 | 13.8 | 0.6 | -5.0 |
| Land transport | H49 | 17.3 | 26.8 | 33.7 | 23.8 | 16.4 | 3.8 | -4.3 |
| Water transport | H50 | 1.5 | 57.0 | 66.4 | 56.6 | 59.6 | 4.8 | -17.0 |
| Air transport | H51 | 35.0 | 176.8 | 126.0 | 92.7 | 80.8 | 27.2 | 8.5 |
| Warehousing and support activities for transportation | H52 | 34.4 | 45.4 | 33.0 | 12.6 | 2.2 | -11.3 | -10.8 |
| Postal and courier activities | H53 | 9.1 | 13.7 | 18.2 | 13.3 | 18.9 | 13.5 | 5.8 |
| Information and communication | J | 7.4 | 9.2 | 6.3 | 10.3 | 19.4 | 16.2 | 12.8 |
| Publishing activities | J58 | 19.5 | 24.2 | -14.0 | 0.8 | 12.4 | 18.5 | 7.4 |
| Motion picture, video and TV programme production, music publishing activities | J59 | 19.2 | 30.8 | 12.3 | 28.2 | 13.4 | 11.8 | -2.2 |
| Programming and broadcasting activities | J60 | 5.1 | 4.7 | 5.6 | 5.3 | 8.3 | 12.3 | 8.1 |
| Telecommunications | J61 | 1.4 | 6.1 | -2.4 | 3.0 | 15.3 | 8.8 | 12.6 |
| Computer programming, consultancy and related activities | J62 | 8.0 | 8.9 | 11.5 | 12.9 | 23.0 | 19.2 | 13.3 |
| Information service activities | J63 | 17.8 | 12.8 | 8.5 | 11.7 | 13.9 | 20.6 | 20.5 |
| Other business services | | | | | | | | |
| Legal, accounting and management consultancy activities | M69_702 | 8.5 | 10.5 | -1.2 | 27.5 | 24.4 | 13.7 | 11.4 |
| Architectural and engineering activities; technical testing and analysis | M71 | 2.5 | 5.7 | 12.8 | 4.4 | 24.8 | 59.0 | 34.5 |
| Advertising and market research | M73 | 33.4 | 10.5 | 10.6 | 22.7 | 24.0 | 28.4 | 21.6 |
| Other professional, scientific and technical activities | M74 | 20.8 | 21.7 | -3.2 | 5.5 | 12.0 | 5.4 | 35.3 |
| Employment activities | N78 | 12.4 | 27.1 | 16.6 | 4.8 | 20.8 | 12.6 | 8.7 |
| Travel agency, tour operator and other reservation service and related activities | N79 | 96.0 | 165.6 | 70.2 | 221.4 | 103.2 | 16.4 | 1.2 |
| Security and investigation activities | N80 | 6.3 | 5.8 | 11.0 | 15.9 | 9.5 | 8.1 | 7.6 |
| Cleaning activities | N812 | 4.0 | 20.7 | 8.6 | 10.2 | 51.8 | 23.8 | 20.3 |
| Office administrative, office support and other business support activities | N82 | 30.7 | 29.3 | 11.2 | 23.0 | 12.4 | 4.4 | 6.0 |

¹ Calendar-adjusted.

Table 3

**Turnover indices in services - seasonally adjusted
(2015 = 100)**

| Economic activities | Eurostat code | Quarter of 2022 | | | | Quarter of 2023 | | |
|---|---------------|-----------------|--------------|--------------|--------------|-----------------|--------------|--------------|
| | | I | II | III | IV | I | II | III |
| Transportation, storage and post - total | H | 167.0 | 180.6 | 189.5 | 189.4 | 191.7 | 184.2 | 181.9 |
| Land transport | H49 | 155.6 | 167.2 | 179.4 | 178.9 | 180.1 | 174.3 | 172.2 |
| Water transport | H50 | 114.5 | 170.5 | 195.6 | 190.7 | 183.0 | 178.8 | 164.1 |
| Air transport | H51 | 105.0 | 121.5 | 146.6 | 169.7 | 198.5 | 179.7 | 183.0 |
| Warehousing and support activities for transportation | H52 | 206.3 | 223.7 | 219.1 | 213.3 | 211.6 | 201.2 | 197.3 |
| Postal and courier activities | H53 | 195.5 | 201.8 | 215.5 | 223.4 | 232.4 | 229.8 | 228.9 |
| Information and communication | J | 214.4 | 226.4 | 231.4 | 240.8 | 255.2 | 263.1 | 263.1 |
| Publishing activities | J58 | 132.1 | 144.0 | 140.8 | 150.4 | 148.5 | 165.5 | 153.9 |
| Motion picture, video and TV programme production, music publishing activities | J59 | 161.5 | 170.7 | 181.6 | 193.8 | 184.5 | 193.9 | 179.6 |
| Programming and broadcasting activities | J60 | 142.2 | 143.6 | 146.1 | 149.1 | 153.1 | 159.2 | 160.9 |
| Telecommunications | J61 | 145.9 | 157.9 | 150.3 | 158.6 | 168.1 | 171.3 | 169.9 |
| Computer programming, consultancy and related activities | J62 | 284.6 | 298.9 | 313.2 | 323.3 | 348.9 | 357.0 | 358.4 |
| Information service activities | J63 | 264.4 | 272.5 | 286.7 | 301.2 | 301.4 | 327.4 | 341.7 |
| Other business services | | | | | | | | |
| Legal, accounting and management consultancy activities | M69_702 | 154.6 | 161.3 | 165.8 | 177.2 | 184.0 | 188.5 | 191.6 |
| Architectural and engineering activities; technical testing and analysis | M71 | 115.7 | 121.5 | 127.8 | 129.6 | 140.2 | 168.9 | 170.4 |
| Advertising and market research | M73 | 141.2 | 141.2 | 147.3 | 159.8 | 172.9 | 179.8 | 182.1 |
| Other professional, scientific and technical activities | M74 | 201.6 | 215.5 | 191.2 | 204.2 | 225.4 | 226.8 | 256.2 |
| Employment activities | N78 | 139.6 | 152.0 | 154.2 | 157.0 | 167.8 | 172.1 | 168.8 |
| Travel agency, tour operator and other reservation service and related activities | N79 | 77.4 | 243.2 | 158.7 | 263.4 | 157.4 | 265.9 | 171.5 |
| Security and investigation activities | N80 | 149.4 | 152.5 | 158.6 | 161.8 | 163.2 | 165.1 | 170.0 |
| Cleaning activities | N812 | 146.4 | 173.6 | 173.2 | 184.5 | 217.2 | 214.5 | 213.0 |
| Office administrative, office support and other business support activities | N82 | 284.1 | 299.1 | 296.4 | 320.2 | 320.0 | 317.6 | 322.0 |

Table 4

**Turnover indices in services - calendar-adjusted
(2015 = 100)**

| Economic activities | Eurostat code | Quarter of 2022 | | | | Quarter of 2023 | | |
|---|---------------|-----------------|--------------|--------------|--------------|-----------------|--------------|--------------|
| | | I | II | III | IV | I | II | III |
| Transportation, storage and post - total | H | 155.4 | 182.7 | 199.6 | 188.9 | 176.9 | 183.8 | 189.7 |
| Land transport | H49 | 148.5 | 167.6 | 181.8 | 183.2 | 172.9 | 174.0 | 174.0 |
| Water transport | H50 | 97.8 | 174.7 | 220.5 | 191.0 | 156.1 | 183.0 | 183.0 |
| Air transport | H51 | 56.7 | 135.9 | 236.2 | 114.1 | 102.5 | 172.8 | 256.2 |
| Warehousing and support activities for transportation | H52 | 190.6 | 228.1 | 233.5 | 210.3 | 194.7 | 202.3 | 208.2 |
| Postal and courier activities | H53 | 192.4 | 200.1 | 206.0 | 238.7 | 228.7 | 227.1 | 218.0 |
| Information and communication | J | 203.4 | 223.4 | 221.8 | 265.3 | 242.8 | 259.6 | 250.2 |
| Publishing activities | J58 | 110.7 | 132.1 | 165.6 | 163.1 | 124.4 | 156.6 | 177.9 |
| Motion picture, video and TV programme production, music publishing activities | J59 | 127.3 | 163.0 | 176.8 | 252.5 | 144.4 | 182.3 | 172.9 |
| Programming and broadcasting activities | J60 | 129.5 | 147.8 | 125.5 | 177.4 | 140.3 | 166.0 | 135.7 |
| Telecommunications | J61 | 139.0 | 156.4 | 152.8 | 164.9 | 160.3 | 170.1 | 172.0 |
| Computer programming, consultancy and related activities | J62 | 273.3 | 294.6 | 293.6 | 358.3 | 336.1 | 351.2 | 332.6 |
| Information service activities | J63 | 256.6 | 272.0 | 261.3 | 337.8 | 292.2 | 327.9 | 314.9 |
| Other business services | | | | | | | | |
| Legal, accounting and management consultancy activities | M69_702 | 137.1 | 168.4 | 158.4 | 194.7 | 170.6 | 191.4 | 176.5 |
| Architectural and engineering activities; technical testing and analysis | M71 | 105.8 | 109.4 | 121.0 | 150.5 | 132.0 | 173.9 | 162.7 |
| Advertising and market research | M73 | 121.3 | 139.9 | 139.6 | 188.3 | 150.4 | 179.6 | 169.7 |
| Other professional, scientific and technical activities | M74 | 194.9 | 212.2 | 180.2 | 224.5 | 218.3 | 223.6 | 243.9 |
| Employment activities | N78 | 133.8 | 153.3 | 150.7 | 161.2 | 161.6 | 172.6 | 163.8 |
| Travel agency, tour operator and other reservation service and related activities | N79 | 58.8 | 146.6 | 309.3 | 186.1 | 119.5 | 170.6 | 313.1 |
| Security and investigation activities | N80 | 143.3 | 150.8 | 160.5 | 168.0 | 156.9 | 163.0 | 172.7 |
| Cleaning activities | N812 | 134.2 | 178.0 | 179.7 | 183.0 | 203.7 | 220.4 | 216.1 |
| Office administrative, office support and other business support activities | N82 | 281.5 | 303.3 | 288.7 | 327.1 | 316.4 | 316.5 | 306.1 |