



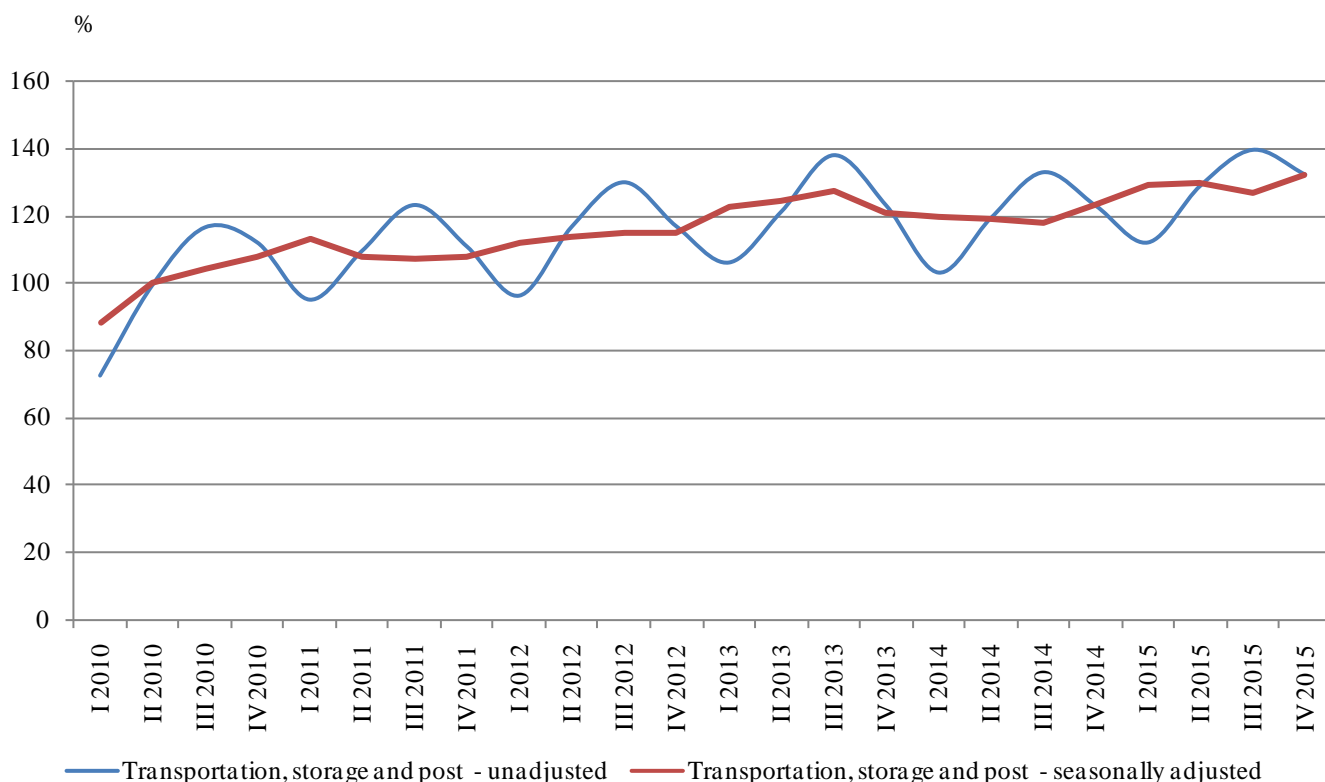
## TURNOVER INDICES IN SERVICES IN THE FOURTH QUARTER OF 2015<sup>1</sup>

The turnover indices in services cover the activities included in sections **‘Transportation, storage and post’**, **‘Information and communication’** and **‘Other business services’**.

### Quarterly changes

According to the preliminary data in the fourth quarter of 2015 total turnover index in section **‘Transportation, storage and post’**, calculated on the basis of seasonally adjusted data increased by 4.3% compared to the previous quarter. A growth was registered in the activities Land transport - by 5.0%, Postal and courier services - by 4.9%, and Warehousing and support activities for transportation - by 3.8%. A decrease was observed in the activities Water transport - by 1.3% and Air transport - by 0.2%.

**Figure 1. Quarterly turnover indices in ‘Transportation, storage and post’ (2010 = 100)**



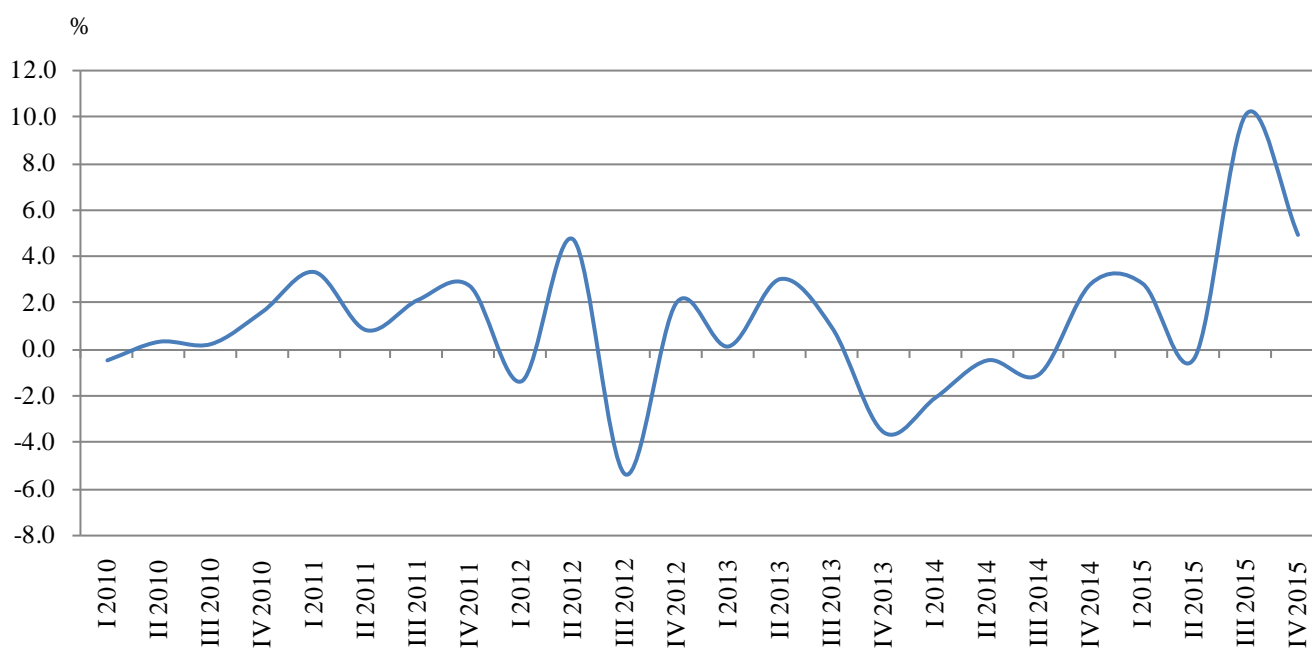
The total turnover index for section **‘Information and communication’** increased by 4.9% compared to the third quarter of 2015. The largest growth was registered in activities Motion picture, video and TV

<sup>1</sup> Preliminary data.



programme production, music publishing activities - by 48.2% and Information services activities - by 26.3%. A decline was reported only in activity Telecommunications - by 2.9%.

**Figure 2. Changes of turnover indices in ‘Information and communication’ compared to the previous quarter (Seasonally adjusted)**



In ‘**Other business services**’ the highest increase in comparison with the previous quarter was observed in Office administrative, office support and other business support activities and Travel agency, tour operator and other reservation service and related activities - by 12.7%, and 10.6%, respectively. A decline was registered in Other professional, scientific and technical activities - by 5.8% and Cleaning activities - by 2.2%.

### Annual changes

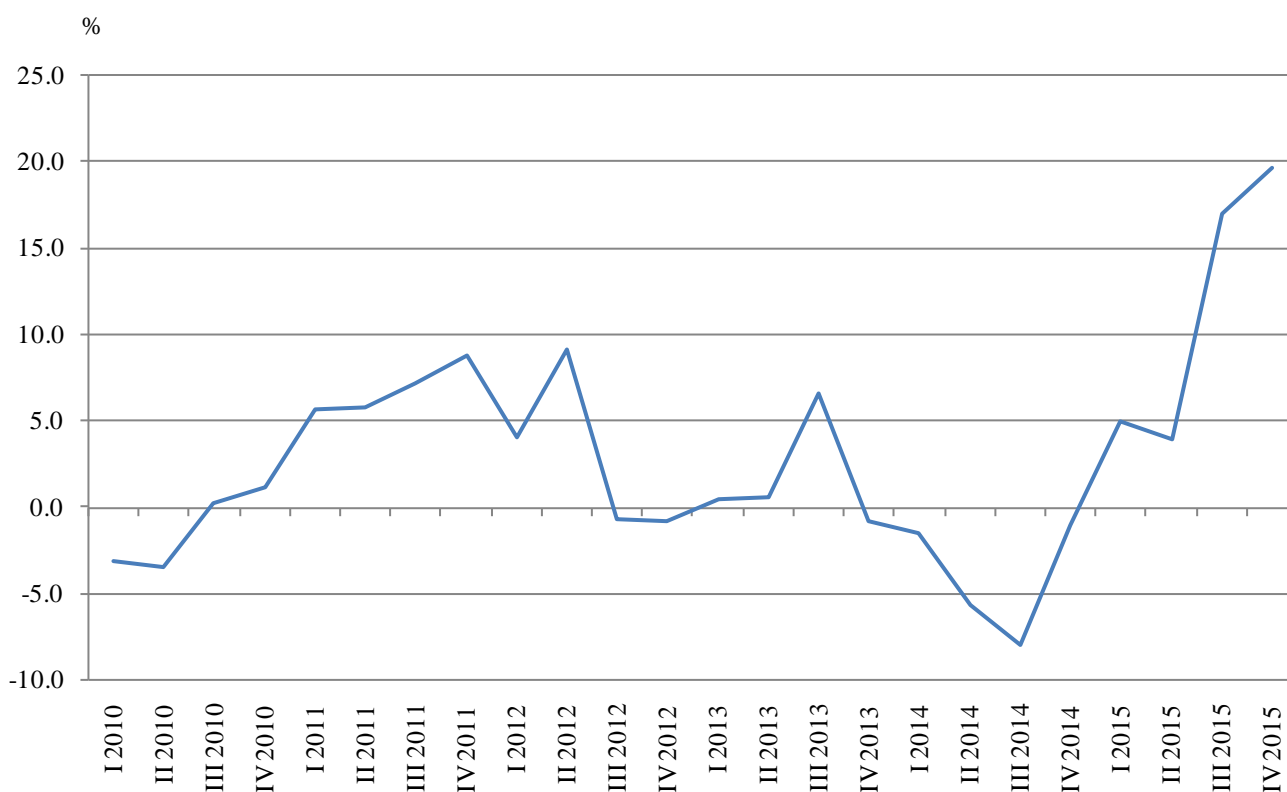
During the fourth quarter of 2015 the total turnover index, working day adjusted, in section ‘**Transportation, storage and post**’ increased by 7.3% compared to the same quarter of 2014. An increase was observed in almost all activities. The most significant was in Water transport - by 17.4%, Postal and courier services - by 11.1%, and Land transport - by 10.1%. A decrease was seen only in Air transport - by 3.9% compared to the corresponding quarter of 2014.

The total working day adjusted turnover index in section ‘**Information and communication**’ increased by 19.7% compared to the fourth quarter of 2014. A rise was observed in all activities in the sector while the



largest growth was in Information service activities - by 66.6%, Motion picture, video and TV programme production, music publishing activities - by 51.3%, and Computer programming, consultancy and related activities - by 28.6%.

**Figure 3. Changes of the turnover index in ‘Information and communication’ compared to the same quarter of the previous year (Working day adjusted)**



In ‘Other business services’ compared to the fourth quarter of 2014 an increase was registered in almost all activities - the highest was in Other professional, scientific and technical activities - by 42.9%. A drop was registered in Travel agency, tour operator and other reservation service and related activities - by 2.8%.



### **Methodological notes**

Seasonal adjustment is a statistical method, which eliminates the seasonal component of time series and it is particularly suitable for long-term comparisons and analysis of the data.

Working day adjustment is an adjustment for variations caused by calendar effects, different number of calendar and working days in the months, national holydays and outliers.

More methodological information on the quarterly survey and data for the period 2000 - 2015 could be found on the NSI website in section Business statistics: <http://www.nsi.bg/en/content/6874/quarterly-data>.

Annex

Table 1

Changes of turnover indices in services<sup>1</sup>  
(Compared to the previous quarter)

(Per cent)

Economic Activities	Eurostat code	Quarter of 2014				Quarter of 2015 <sup>2</sup>			
		I	II	III	IV	I	II	III	IV
<b>Transportation, storage and post - total</b>	<b>H</b>	<b>-1.2</b>	<b>-0.1</b>	<b>-1.1</b>	<b>4.3</b>	<b>5.2</b>	<b>0.2</b>	<b>-2.2</b>	<b>4.3</b>
Land transport	H49	-3.1	-1.6	-2.8	4.5	8.9	-0.5	-2.1	5.0
Water transport	H50	-19.8	-7.8	10.1	-0.3	8.0	24.8	-10.7	-1.3
Air transport	H51	0.0	0.0	-1.4	-1.1	-1.2	4.5	-3.7	-0.2
Warehousing and support activities for transportation	H52	3.7	3.7	2.1	6.3	-0.7	-0.4	-2.4	3.8
Postal and courier activities	H53	3.3	1.3	1.0	-0.5	1.0	2.0	2.5	4.9
<b>Information and communication</b>	<b>J</b>	<b>-2.1</b>	<b>-0.5</b>	<b>-1.1</b>	<b>2.8</b>	<b>2.8</b>	<b>-0.4</b>	<b>10.1</b>	<b>4.9</b>
Publishing activities	J58	0.8	2.0	3.5	-6.0	5.8	-6.9	2.4	6.8
Motion picture, video and TV programme production, music publishing activities	J59	-29.8	-0.4	-1.6	5.0	0.2	-7.5	3.4	48.2
Programming and broadcasting activities	J60	0.9	1.1	1.0	1.0	1.4	-0.4	1.6	4.2
Telecommunications	J61	-0.3	-2.6	-5.6	1.9	-1.6	-5.1	14.9	-2.9
Computer programming, consultancy and related activities	J62	-0.5	1.4	2.9	5.1	7.1	6.0	7.9	5.7
Information service activities	J63	-3.7	1.4	3.1	2.7	7.8	0.7	14.6	26.3
<b>Other business services</b>									
Legal, accounting and management consultancy activities	M69_702	-7.3	6.0	-4.7	-0.2	7.4	-8.4	7.7	3.9
Architectural and engineering activities; technical testing and analysis	M71	12.2	-3.6	0.7	16.5	-8.6	0.3	10.6	1.4
Advertising and market research	M73	-1.4	-0.4	0.9	1.6	2.1	5.4	7.2	3.8
Other professional, scientific and technical activities	M74	-1.3	-5.6	-1.6	3.9	38.4	-5.6	15.3	-5.8
Employment activities	N78	-2.5	2.0	6.2	-1.2	8.7	-0.2	0.5	4.1
Travel agency, tour operator and other reservation service and related activities	N79	2.0	1.5	-2.9	2.9	-2.0	-3.2	-7.1	10.6
Security and investigation activities	N80	1.0	1.0	1.8	-0.6	0.8	-0.9	2.5	1.6
Cleaning activities	N812	-2.5	5.3	-1.6	1.9	3.2	2.3	6.8	-2.2
Office administrative, office support and other business support activities	N82	2.7	-0.4	-16.1	23.7	-3.2	-0.7	-0.8	12.7

<sup>1</sup> Seasonally adjusted.

<sup>2</sup> Preliminary data.



Table 2

**Changes of turnover indices in services<sup>1</sup>**  
(Compared to the same quarter of the previous year)

(Per cent)

Economic Activities	Eurostat code	Quarter of 2014				Quarter of 2015 <sup>2</sup>			
		I	II	III	IV	I	II	III	IV
<b>Transportation, storage and post - total</b>	<b>H</b>	<b>-2.7</b>	<b>-4.0</b>	<b>-6.9</b>	<b>1.7</b>	<b>8.5</b>	<b>9.4</b>	<b>6.0</b>	<b>7.3</b>
Land transport	H49	-5.5	-9.2	-13.5	-3.3	9.2	11.2	9.9	10.1
Water transport	H50	-52.3	-50.0	-36.8	-19.0	9.7	48.2	21.3	17.4
Air transport	H51	0.5	5.1	-0.7	-4.7	-8.7	7.4	-4.6	-3.9
Warehousing and support activities for transportation	H52	6.6	9.8	6.7	17.6	11.4	5.3	1.6	1.0
Postal and courier activities	H53	10.2	10.5	8.2	4.5	2.6	3.7	5.9	11.1
<b>Information and communication</b>	<b>J</b>	<b>-1.4</b>	<b>-5.6</b>	<b>-7.9</b>	<b>-1.0</b>	<b>5.0</b>	<b>4.0</b>	<b>17.1</b>	<b>19.7</b>
Publishing activities	J58	3.2	1.9	8.2	-3.2	6.3	-6.7	-4.0	12.0
Motion picture, video and TV programme production, music publishing activities	J59	-9.3	-22.7	-37.3	-19.7	-4.8	-9.6	8.8	51.3
Programming and broadcasting activities	J60	11.4	6.6	6.2	2.8	6.2	0.6	6.2	9.2
Telecommunications	J61	-5.7	-8.7	-13.8	-6.7	-7.7	-10.3	9.4	4.5
Computer programming, consultancy and related activities	J62	2.8	-1.1	-0.6	7.8	20.6	24.6	29.7	28.6
Information service activities	J63	2.6	-7.9	-1.0	2.2	20.8	15.3	35.7	66.6
<b>Other business services</b>									
Legal, accounting and management consultancy activities	M69_702	-1.2	4.5	-5.0	-7.1	9.0	-8.2	11.7	11.7
Architectural and engineering activities; technical testing and analysis	M71	1.2	-5.8	-0.5	29.8	3.5	6.8	19.7	4.0
Advertising and market research	M73	2.4	-6.0	-1.4	-0.3	8.6	13.5	19.9	17.4
Other professional, scientific and technical activities	M74	2.5	-14.3	-14.2	-4.8	33.6	34.1	59.1	42.9
Employment activities	N78	9.2	6.6	16.6	2.2	17.2	13.1	7.1	14.8
Travel agency, tour operator and other reservation service and related activities	N79	5.4	10.0	-7.9	9.1	-1.4	-10.0	-9.9	-2.8
Security and investigation activities	N80	6.3	6.3	9.6	1.5	2.1	-0.1	2.4	5.7
Cleaning activities	N812	-3.6	12.3	4.3	2.8	8.9	7.0	19.0	8.4
Office administrative, office support and other business support activities	N82	1.3	-2.8	-16.6	7.1	-0.8	-1.7	6.1	23.0

<sup>1</sup> Working day adjusted.

<sup>2</sup> Preliminary data.



Table 3

**Turnover indices in services - seasonally adjusted  
(2010 = 100)**

Economic Activities	Eurostat code	Quarter of 2014				Quarter of 2015 <sup>1</sup>			
		I	II	III	IV	I	II	III	IV
<b>Transportation, storage and post - total</b>	<b>H</b>	<b>119.2</b>	<b>119.1</b>	<b>117.7</b>	<b>122.8</b>	<b>129.2</b>	<b>129.4</b>	<b>126.6</b>	<b>132.0</b>
Land transport	H49	117.2	115.3	112.1	117.2	127.6	126.9	124.2	130.4
Water transport	H50	32.1	29.6	32.6	32.5	35.1	43.8	39.1	38.6
Air transport	H51	103.9	103.9	102.4	101.3	100.1	104.6	100.7	100.5
Warehousing and support activities for transportation	H52	144.5	149.9	153.1	162.7	161.5	160.8	156.9	162.9
Postal and courier activities	H53	132.6	134.3	135.6	134.9	136.2	138.9	142.4	149.4
<b>Information and communication</b>	<b>J</b>	<b>107.5</b>	<b>107.0</b>	<b>105.8</b>	<b>108.7</b>	<b>111.8</b>	<b>111.4</b>	<b>122.7</b>	<b>128.7</b>
Publishing activities	J58	87.0	88.7	91.8	86.3	91.3	85.0	87.0	92.9
Motion picture, video and TV programme production, music publishing activities	J59	115.8	115.3	113.5	119.2	119.4	110.4	114.2	169.3
Programming and broadcasting activities	J60	125.1	126.5	127.8	129.1	130.9	130.4	132.5	138.1
Telecommunications	J61	86.8	84.5	79.8	81.3	80.0	75.9	87.2	84.7
Computer programming, consultancy and related activities	J62	150.9	153.0	157.4	165.5	177.3	187.9	202.7	214.2
Information service activities	J63	132.6	134.5	138.7	142.5	153.6	154.7	177.3	223.9
<b>Other business services</b>									
Legal, accounting and management consultancy activities	M69_702	111.3	118.0	112.5	112.3	120.6	110.5	119.0	123.6
Architectural and engineering activities; technical testing and analysis	M71	95.7	92.3	92.9	108.2	98.9	99.2	109.7	111.2
Advertising and market research	M73	89.7	89.3	90.1	91.5	93.4	98.4	105.5	109.5
Other professional, scientific and technical activities	M74	109.9	103.7	102.0	106.0	146.7	138.5	159.7	150.5
Employment activities	N78	178.7	182.3	193.6	191.2	207.8	207.3	208.4	216.9
Travel agency, tour operator and other reservation service and related activities	N79	124.2	126.1	122.5	126.0	123.5	119.6	111.1	122.9
Security and investigation activities	N80	115.2	116.4	118.5	117.8	118.8	117.7	120.7	122.6
Cleaning activities	N812	110.3	116.1	114.3	116.5	120.2	123.0	131.4	128.5
Office administrative, office support and other business support activities	N82	183.9	183.2	153.7	190.1	184.0	182.7	181.3	204.3

<sup>1</sup> Preliminary data.



**Table 4**

**Turnover indices in services - working day adjusted  
(2010 = 100)**

Economic Activities	Eurostat code	Quarter of 2014				Quarter of 2015 <sup>1</sup>			
		I	II	III	IV	I	II	III	IV
<b>Transportation, storage and post - total</b>	<b>H</b>	<b>102.3</b>	<b>119.8</b>	<b>132.1</b>	<b>124.3</b>	<b>111.0</b>	<b>131.0</b>	<b>139.9</b>	<b>133.4</b>
Land transport	H49	102.6	116.1	117.6	124.3	112.0	129.1	129.2	136.9
Water transport	H50	29.0	30.7	34.2	32.8	31.8	45.5	41.5	38.5
Air transport	H51	62.3	104.4	186.3	59.0	56.9	112.1	177.8	56.7
Warehousing and support activities for transportation	H52	124.8	150.7	173.9	162.8	139.0	158.7	176.7	164.4
Postal and courier activities	H53	128.7	132.8	133.0	142.9	132.1	137.7	140.8	158.8
<b>Information and communication</b>	<b>J</b>	<b>101.5</b>	<b>108.0</b>	<b>101.1</b>	<b>117.5</b>	<b>106.6</b>	<b>112.2</b>	<b>118.4</b>	<b>140.7</b>
Publishing activities	J58	75.1	86.5	96.0	94.8	79.8	80.7	92.2	106.2
Motion picture, video and TV programme production, music publishing activities	J59	105.9	132.3	93.8	141.0	100.8	119.6	102.1	213.4
Programming and broadcasting activities	J60	109.3	134.8	109.4	152.4	116.1	135.6	116.2	166.4
Telecommunications	J61	84.0	85.2	78.8	84.0	77.5	76.4	86.2	87.8
Computer programming, consultancy and related activities	J62	140.7	150.4	148.8	184.2	169.7	187.4	193.0	236.9
Information service activities	J63	132.5	142.1	124.2	144.8	160.0	163.9	168.6	241.3
<b>Other business services</b>									
Legal, accounting and management consultancy activities	M69_702	97.4	121.9	106.3	127.8	106.2	111.9	118.7	142.7
Architectural and engineering activities; technical testing and analysis	M71	74.4	88.1	86.2	148.9	77.0	94.1	103.2	154.8
Advertising and market research	M73	71.1	90.3	80.1	119.5	77.2	102.5	96.0	140.3
Other professional, scientific and technical activities	M74	97.9	99.7	100.2	123.4	130.8	133.7	159.4	176.4
Employment activities	N78	171.3	183.9	196.3	191.4	200.8	207.9	210.3	219.8
Travel agency, tour operator and other reservation service and related activities	N79	62.6	133.3	226.2	79.0	61.7	120.0	203.7	76.8
Security and investigation activities	N80	107.6	116.3	119.8	123.4	109.9	116.2	122.7	130.4
Cleaning activities	N812	93.2	123.1	122.4	118.1	101.5	131.7	145.6	128.0
Office administrative, office support and other business support activities	N82	169.5	181.3	167.3	194.2	168.1	178.2	177.5	238.8

<sup>1</sup> Preliminary data.