



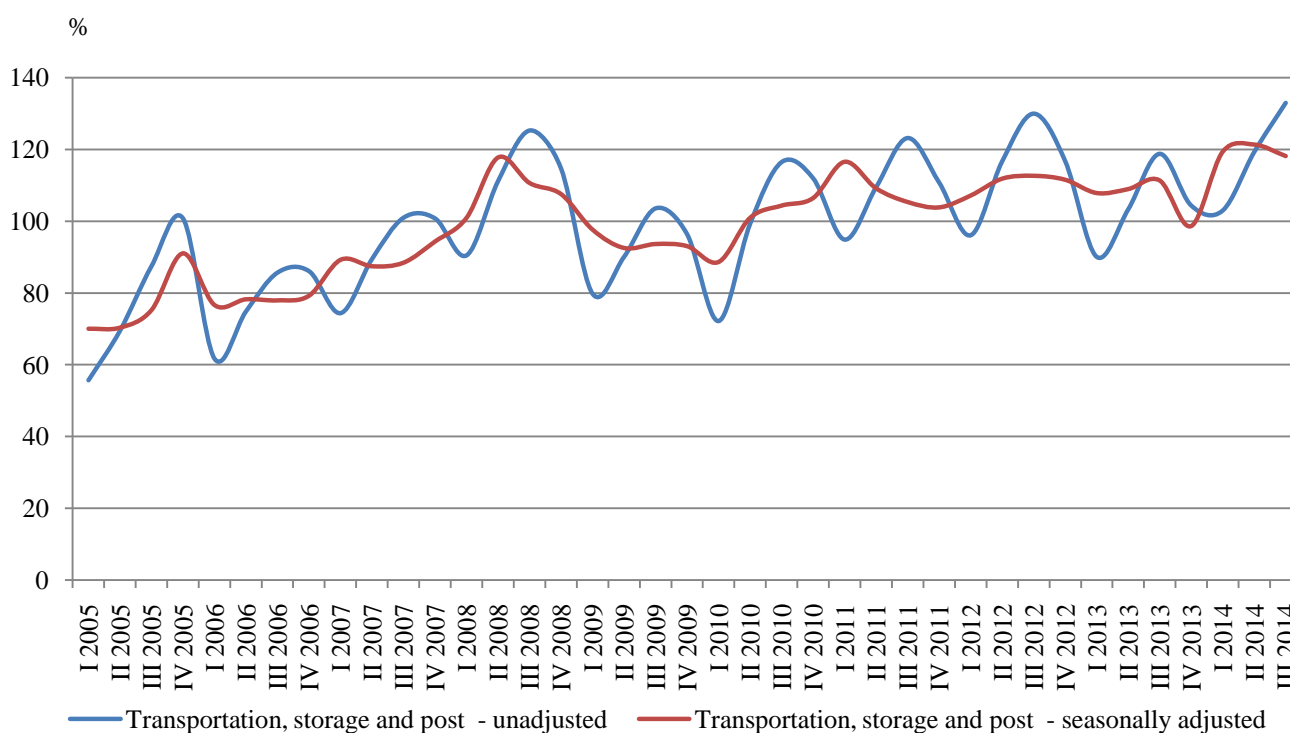
TURNOVER INDICES IN SERVICES IN THE THIRD QUARTER OF 2014¹

The turnover indices in services cover the activities included in sections ‘Transportation, storage and post’, ‘Information and communication’ and ‘Other business services’.

Quarterly changes

According to the preliminary data in the third quarter of 2014 total turnover index for section ‘Transportation, storage and post’, calculated on the basis of seasonally adjusted data, decreased by 2.7% than the previous quarter. The largest decline was recorded in Air transport - 6.1% and Land transport - 4.6%. An increase was observed in Water transport and Warehousing and support activities for transportation by 16.2% and 2.2%, respectively.

Figure 1. Quarterly turnover indices in ‘Transportation, storage and post’ (2010 = 100)

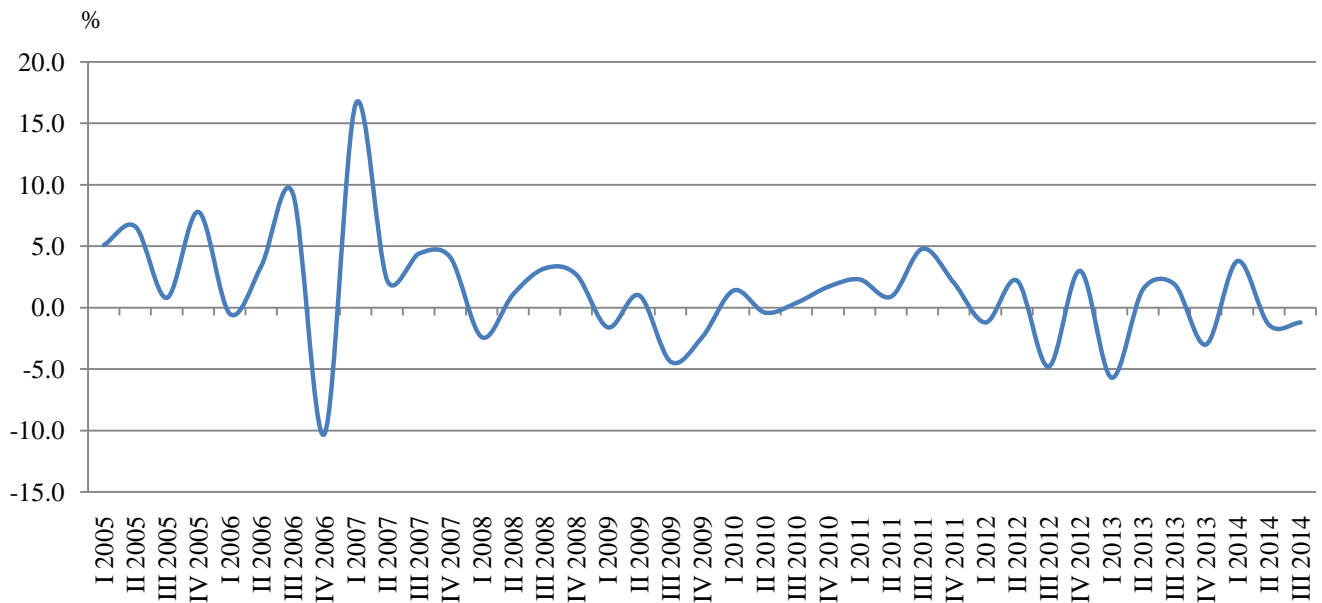


The total turnover index in section ‘Information and communication’ decreased by 1.2% in comparison with the second quarter of 2014. The largest decline was registered in the activity Motion picture, video and TV programme production, music publishing activities - 11.8%. A significant increase was seen in Information service activities and Publishing activities by 8.3 and 5.0%, respectively.

¹ Preliminary data.



Figure 2. Changes of turnover indices in ‘Information and communication’ compared to the previous quarter (Seasonally adjusted)



In ‘Other business services’ the highest growth compared to the previous quarter is registered in Employment activities and Architectural and engineering activities; technical testing and analysis by 8.5% and 6.1%, respectively. The greatest decrease was observed in Office administrative, office support and other business support activities - 8.2%.

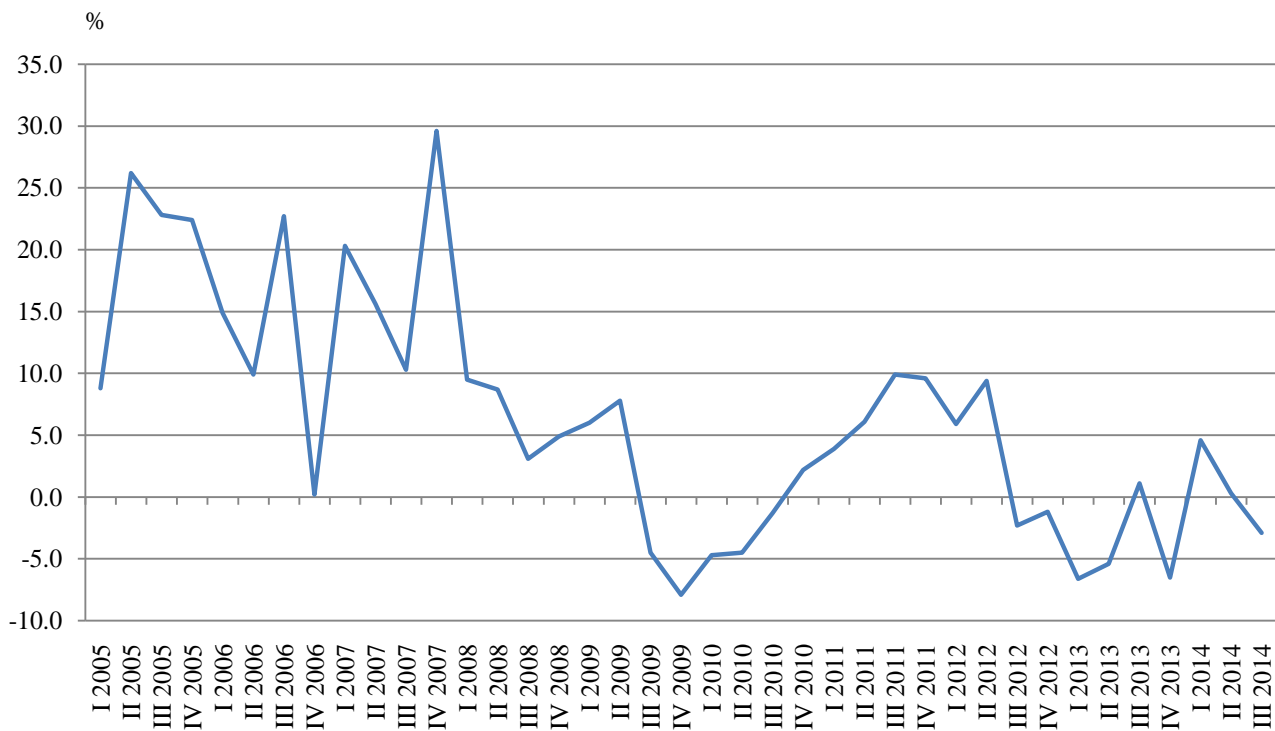
Annual changes

In the third quarter of 2014 the total turnover index, working day adjusted, in section ‘Transportation, storage and post’ grew by 5.7% compared to the same quarter of 2013. The greatest increase was observed in Warehousing and support activities for transportation - 18.3%. There were a reduction in Water transport - 26.5% and Air transport - 5.8%.

The total working day adjusted turnover index in section ‘Information and communication’ decreased by 2.9% compared to the third quarter of 2013. Decline was recorded in activities Motion picture, video and TV programme production, music publishing activities and Telecommunications by 18.5% and 14.8%, respectively. The greatest increase was in the Information service activities - by 27.3%.



Figure 3. Changes of the turnover index in ‘Information and communication’ compared to the same quarter of the previous year (Working day adjusted)



In ‘Other business services’ the biggest growth in comparison with the third quarter of 2013 was observed in Employment activities (21.8%) and Architectural and engineering activities; technical testing and analysis (19.3%). The largest decline was recorded in the Other professional, scientific and technical activities - 11.3% and Travel agency, tour operator and other reservation service and related activities - by 10.6%.



Methodological notes

Seasonal adjustment is a statistical method, which eliminates the seasonal component of time series and it is particularly suitable for long-term comparisons and analysis of the data.

Working day adjustment is an adjustment for variations caused by calendar effects, different number of calendar and working days in the months, national holidays and outliers.

More methodological information on the quarterly survey and data for the period 2000 - 2014 could be found on the NSI web site in section Business statistics: <http://www.nsi.bg/en/content/6874/quarterly-data>.

Annex

Table 1

Changes of turnover indices in services¹
(Compared to the previous quarter)

(Per cent)

| Economic Activities | Eurostat code | Quarter of 2013 | | | | Quarter of 2014 ² | | |
|-----------------------------------------------------------------------------------|---------------|-----------------|------------|------------|--------------|------------------------------|-------------|-------------|
| | | I | II | III | IV | I | II | III |
| Transportation, storage and post - total | H | -3.3 | 1.0 | 2.2 | -11.3 | 20.9 | 1.7 | -2.7 |
| Land transport | H49 | -2.7 | 2.3 | 1.4 | -15.9 | 27.3 | 0.9 | -4.6 |
| Water transport | H50 | -18.9 | -9.6 | -11.8 | -21.3 | -14.5 | -5.4 | 16.2 |
| Air transport | H51 | 7.2 | -3.8 | 3.9 | -1.4 | 3.4 | 0.9 | -6.1 |
| Warehousing and support activities for transportation | H52 | -7.2 | 0.4 | 5.4 | -4.1 | 15.4 | 4.6 | 2.2 |
| Postal and courier activities | H53 | -0.4 | 0.3 | 1.0 | 0.1 | 13.0 | -0.3 | -0.9 |
| Information and communication | J | -5.7 | 1.5 | 1.9 | -3.0 | 3.8 | -1.4 | -1.2 |
| Publishing activities | J58 | -11.2 | 2.3 | 2.1 | -5.5 | 1.2 | 0.6 | 5.0 |
| Motion picture, video and TV programme production, music publishing activities | J59 | -16.1 | 12.7 | 2.9 | -2.6 | 6.4 | -3.6 | -11.8 |
| Programming and broadcasting activities | J60 | 3.0 | 5.4 | 2.8 | 2.9 | 5.2 | -1.4 | 3.4 |
| Telecommunications | J61 | -2.4 | 0.0 | -0.1 | -3.2 | -2.0 | -2.4 | -6.5 |
| Computer programming, consultancy and related activities | J62 | -6.6 | 1.0 | 4.4 | -4.4 | 12.0 | -0.9 | 3.7 |
| Information service activities | J63 | -25.9 | 7.4 | 4.0 | 4.7 | 6.7 | 4.1 | 8.3 |
| Other business services | | | | | | | | |
| Activities of head offices; management consultancy activities | M69_702 | -0.3 | -0.2 | -0.4 | 0.5 | 0.4 | 5.3 | -2.8 |
| Architectural and engineering activities; technical testing and analysis | M71 | -38.1 | 3.4 | 0.3 | 5.3 | 10.1 | -3.0 | 6.1 |
| Advertising and market research | M73 | 5.0 | 0.4 | 3.0 | -0.3 | -2.4 | -6.1 | 2.5 |
| Other professional, scientific and technical activities | M74 | -12.2 | 11.2 | -0.3 | -8.8 | 5.2 | -6.2 | -1.4 |
| Employment activities | N78 | -3.7 | 2.8 | 0.1 | 5.7 | 3.6 | 1.6 | 8.5 |
| Travel agency, tour operator and other reservation service and related activities | N79 | 4.1 | 2.7 | 3.3 | 3.4 | 1.0 | -0.3 | -6.5 |
| Security and investigation activities | N80 | -1.3 | -0.1 | 0.6 | 1.3 | 1.7 | 7.1 | 3.8 |
| Cleaning activities | N812 | -5.2 | -2.6 | -0.6 | -0.6 | 1.9 | 6.8 | 0.3 |
| Office administrative, office support and other business support activities | N82 | -17.0 | 6.7 | -2.7 | 0.9 | 18.7 | -4.5 | -8.2 |

¹ Seasonally adjusted.

² Preliminary data.



Table 2

Changes of turnover indices in services¹
(Compared to the same quarter of the previous year)

(Per cent)

| Economic Activities | Eurostat code | Quarter of 2013 | | | | Quarter of 2014 ² | | |
|-----------------------------------------------------------------------------------|---------------|-----------------|-------------|-------------|--------------|------------------------------|-------------|-------------|
| | | I | II | III | IV | I | II | III |
| Transportation, storage and post - total | H | 0.2 | -2.8 | -0.4 | -12.4 | 11.1 | 13.4 | 5.7 |
| Land transport | H49 | 0.1 | -1.3 | -2.4 | -15.2 | 11.0 | 11.7 | 3.5 |
| Water transport | H50 | -29.9 | -37.2 | -37.8 | -49.2 | -46.7 | -43.8 | -26.5 |
| Air transport | H51 | 19.6 | 2.0 | 12.1 | 3.9 | 3.2 | 8.3 | -5.8 |
| Warehousing and support activities for transportation | H52 | -1.3 | -4.5 | 2.1 | -6.7 | 17.7 | 24.1 | 18.3 |
| Postal and courier activities | H53 | 8.6 | -0.6 | 2.7 | 1.5 | 15.1 | 15.1 | 11.8 |
| Information and communication | J | -6.6 | -5.4 | 1.1 | -6.5 | 4.6 | 0.3 | -2.9 |
| Publishing activities | J58 | -9.3 | -0.1 | 2.4 | -13.0 | -0.4 | -1.0 | 4.5 |
| Motion picture, video and TV programme production, music publishing activities | J59 | -10.2 | 2.0 | 12.7 | -6.0 | 20.4 | 0.6 | -18.5 |
| Programming and broadcasting activities | J60 | 8.7 | 16.2 | 18.5 | 7.9 | 22.0 | 1.4 | 11.7 |
| Telecommunications | J61 | -11.3 | -7.7 | -1.4 | -5.5 | -5.9 | -8.1 | -14.8 |
| Computer programming, consultancy and related activities | J62 | 2.5 | -6.8 | 3.8 | -7.4 | 14.1 | 10.4 | 10.5 |
| Information service activities | J63 | -17.8 | -6.4 | -15.5 | -18.0 | 32.2 | 21.1 | 27.3 |
| Other business services | | | | | | | | |
| Activities of head offices; management consultancy activities | M69_702 | 0.8 | 0.6 | 2.2 | 2.0 | -2.7 | 14.0 | -3.4 |
| Architectural and engineering activities; technical testing and analysis | M71 | -24.3 | -32.4 | -35.2 | -33.7 | 22.1 | 11.2 | 19.3 |
| Advertising and market research | M73 | 1.0 | 2.6 | 11.0 | 8.9 | -1.4 | -10.0 | -4.6 |
| Other professional, scientific and technical activities | M74 | 2.3 | 7.9 | 14.9 | -11.7 | 6.2 | -10.4 | -11.3 |
| Employment activities | N78 | -1.4 | 0.5 | -2.2 | 6.1 | 13.3 | 11.5 | 21.8 |
| Travel agency, tour operator and other reservation service and related activities | N79 | 3.4 | 9.0 | 13.7 | 20.7 | 4.6 | 2.8 | -10.6 |
| Security and investigation activities | N80 | 0.3 | -5.5 | -3.2 | 3.2 | 6.3 | 15.0 | 14.3 |
| Cleaning activities | N812 | -0.1 | -14.3 | -10.4 | -10.8 | 6.6 | 12.0 | 8.3 |
| Office administrative, office support and other business support activities | N82 | -5.2 | -3.0 | -6.2 | -14.3 | 25.1 | 8.7 | -0.7 |

¹ Working day adjusted.

² Preliminary data.



Table 3

**Turnover indices in services - seasonally adjusted
(2010 = 100)**

| Economic Activities | Eurostat code | Quarter of 2013 | | | | Quarter of 2014 ¹ | | |
|-----------------------------------------------------------------------------------|---------------|-----------------|--------------|--------------|--------------|------------------------------|--------------|--------------|
| | | I | II | III | IV | I | II | III |
| Transportation, storage and post - total | H | 107.9 | 109.0 | 111.4 | 98.7 | 119.4 | 121.4 | 118.2 |
| Land transport | H49 | 106.2 | 108.6 | 110.1 | 92.6 | 117.9 | 119.0 | 113.5 |
| Water transport | H50 | 58.3 | 52.7 | 46.5 | 36.6 | 31.3 | 29.6 | 34.4 |
| Air transport | H51 | 106.4 | 102.4 | 106.4 | 104.9 | 108.5 | 109.5 | 102.8 |
| Warehousing and support activities for transportation | H52 | 120.3 | 120.8 | 127.3 | 122.1 | 140.9 | 147.4 | 150.7 |
| Postal and courier activities | H53 | 118.9 | 119.2 | 120.4 | 120.5 | 136.2 | 135.8 | 134.6 |
| Information and communication | J | 103.3 | 104.9 | 106.9 | 103.6 | 107.6 | 106.1 | 104.7 |
| Publishing activities | J58 | 87.8 | 89.8 | 91.7 | 86.7 | 87.7 | 88.2 | 92.6 |
| Motion picture, video and TV programme production, music publishing activities | J59 | 105.1 | 118.5 | 121.9 | 118.7 | 126.3 | 121.7 | 107.4 |
| Programming and broadcasting activities | J60 | 106.5 | 112.3 | 115.5 | 118.8 | 125.0 | 123.3 | 127.5 |
| Telecommunications | J61 | 90.9 | 90.9 | 90.8 | 87.9 | 86.1 | 84.0 | 78.5 |
| Computer programming, consultancy and related activities | J62 | 135.3 | 136.7 | 142.7 | 136.4 | 152.7 | 151.3 | 156.9 |
| Information service activities | J63 | 98.5 | 105.8 | 110.0 | 115.2 | 122.9 | 128.0 | 138.6 |
| Other business services | | | | | | | | |
| Activities of head offices; management consultancy activities | M69_702 | 113.1 | 112.9 | 112.5 | 113.1 | 113.5 | 119.5 | 116.1 |
| Architectural and engineering activities; technical testing and analysis | M71 | 74.3 | 76.8 | 77.0 | 81.1 | 89.3 | 86.6 | 91.9 |
| Advertising and market research | M73 | 93.2 | 93.6 | 96.4 | 96.1 | 93.8 | 88.1 | 90.3 |
| Other professional, scientific and technical activities | M74 | 103.7 | 115.3 | 114.9 | 104.8 | 110.3 | 103.5 | 102.1 |
| Employment activities | N78 | 159.1 | 163.5 | 163.7 | 173.0 | 179.3 | 182.2 | 197.7 |
| Travel agency, tour operator and other reservation service and related activities | N79 | 117.0 | 120.2 | 124.2 | 128.4 | 129.7 | 129.3 | 120.9 |
| Security and investigation activities | N80 | 106.7 | 106.6 | 107.2 | 108.6 | 110.5 | 118.4 | 122.9 |
| Cleaning activities | N812 | 104.7 | 102.0 | 101.4 | 100.8 | 102.7 | 109.7 | 110.0 |
| Office administrative, office support and other business support activities | N82 | 151.7 | 161.8 | 157.4 | 158.8 | 188.5 | 180.0 | 165.2 |

¹ Preliminary data.


Table 4
Turnover indices in services - working day adjusted
(2010 = 100)

| Economic Activities | Eurostat code | Quarter of 2013 | | | | Quarter of 2014 ¹ | | |
|-----------------------------------------------------------------------------------|---------------|-----------------|--------------|--------------|--------------|------------------------------|--------------|--------------|
| | | I | II | III | IV | I | II | III |
| Transportation, storage and post - total | H | 90.7 | 107.2 | 125.6 | 102.5 | 100.8 | 121.6 | 132.8 |
| Land transport | H49 | 90.5 | 106.0 | 115.6 | 103.3 | 100.5 | 118.4 | 119.6 |
| Water transport | H50 | 53.3 | 54.1 | 49.5 | 36.5 | 28.4 | 30.4 | 36.4 |
| Air transport | H51 | 61.6 | 103.0 | 195.3 | 64.3 | 63.6 | 111.5 | 183.9 |
| Warehousing and support activities for transportation | H52 | 104.5 | 120.6 | 145.1 | 120.6 | 123.0 | 149.7 | 171.7 |
| Postal and courier activities | H53 | 113.4 | 115.6 | 118.8 | 131.7 | 130.5 | 133.1 | 132.8 |
| Information and communication | J | 95.8 | 107.2 | 103.3 | 111.6 | 100.2 | 107.6 | 100.4 |
| Publishing activities | J58 | 75.4 | 87.4 | 92.0 | 101.2 | 75.1 | 86.5 | 96.1 |
| Motion picture, video and TV programme production, music publishing activities | J59 | 89.0 | 130.8 | 113.0 | 133.8 | 107.2 | 131.6 | 92.1 |
| Programming and broadcasting activities | J60 | 90.1 | 127.0 | 97.4 | 137.2 | 109.9 | 128.8 | 108.8 |
| Telecommunications | J61 | 86.3 | 92.7 | 91.1 | 90.7 | 81.2 | 85.2 | 77.6 |
| Computer programming, consultancy and related activities | J62 | 124.1 | 136.1 | 134.9 | 153.6 | 141.6 | 150.2 | 149.0 |
| Information service activities | J63 | 99.9 | 117.1 | 97.0 | 108.7 | 132.1 | 141.8 | 123.5 |
| Other business services | | | | | | | | |
| Activities of head offices; management consultancy activities | M69_702 | 98.4 | 108.9 | 112.4 | 132.1 | 95.7 | 124.2 | 108.6 |
| Architectural and engineering activities; technical testing and analysis | M71 | 61.2 | 78.9 | 72.0 | 96.2 | 74.7 | 87.7 | 85.9 |
| Advertising and market research | M73 | 72.6 | 101.2 | 84.6 | 125.7 | 71.6 | 91.1 | 80.7 |
| Other professional, scientific and technical activities | M74 | 92.3 | 109.7 | 112.6 | 124.0 | 98.0 | 98.3 | 99.9 |
| Employment activities | N78 | 150.8 | 165.5 | 162.1 | 179.7 | 170.8 | 184.5 | 197.5 |
| Travel agency, tour operator and other reservation service and related activities | N79 | 61.2 | 128.0 | 248.7 | 75.3 | 64.0 | 131.6 | 222.3 |
| Security and investigation activities | N80 | 100.6 | 101.9 | 106.0 | 118.4 | 106.9 | 117.2 | 121.2 |
| Cleaning activities | N812 | 88.5 | 104.0 | 108.2 | 100.8 | 94.3 | 116.5 | 117.2 |
| Office administrative, office support and other business support activities | N82 | 141.2 | 164.4 | 164.1 | 156.3 | 176.7 | 178.7 | 163.0 |

¹ Preliminary data.