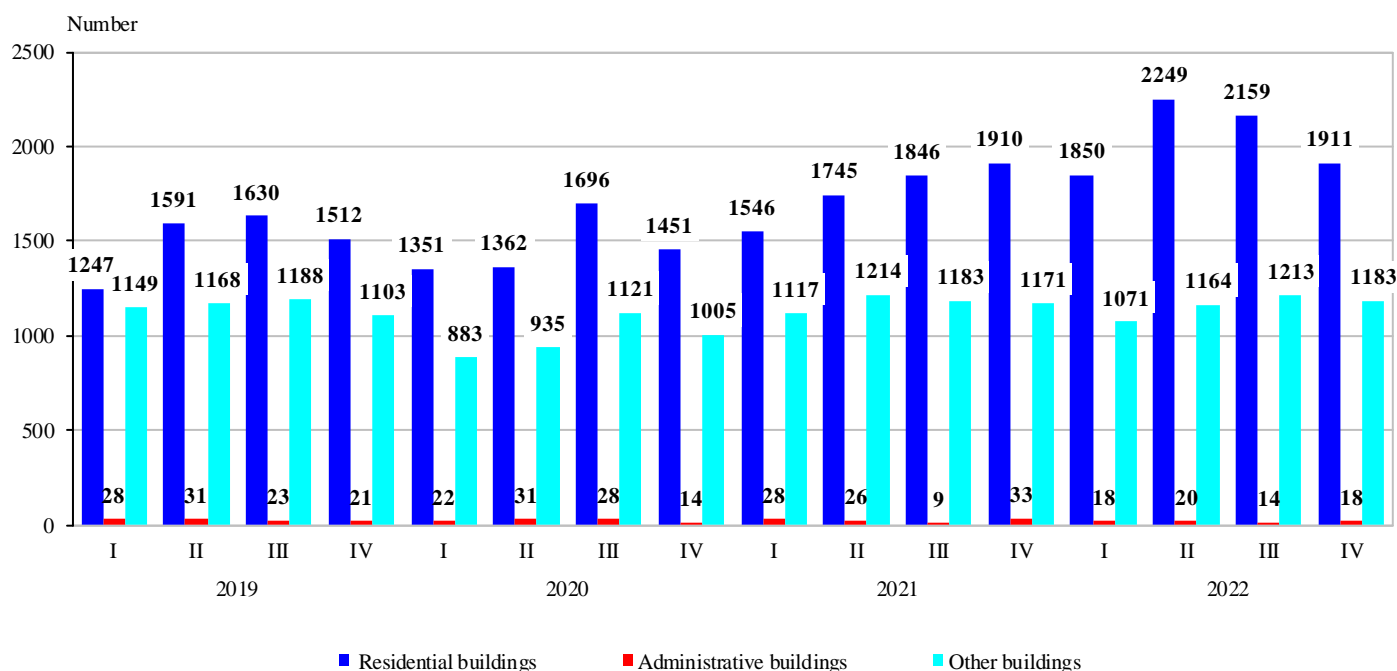


BUILDING PERMITS, ISSUED AND CONSTRUCTION OF NEW BUILDINGS STARTED IN THE FOURTH QUARTER OF 2022

In the fourth quarter of 2022, the municipal authorities issued **building permits** for the construction of 1 911 residential buildings with 10 203 dwellings and 1 131 176 sq. m gross building area, 18 administrative buildings/offices with 17 683 sq. m gross building area and 1 183 other buildings with 534 969 sq. m gross building area.

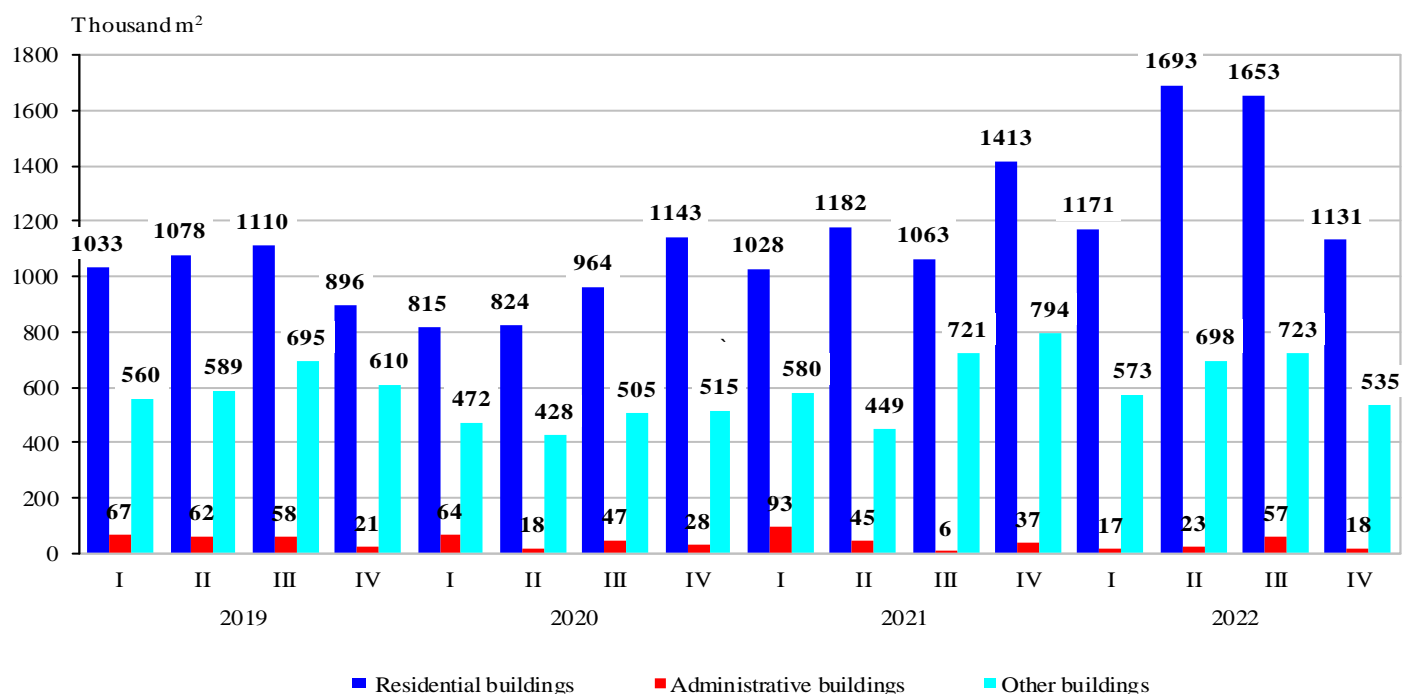
As compared to the previous quarter, the issued building permits for residential buildings decreased by 11.5%, the number of their dwellings - by 30.6% and the gross building area - by 31.6%. Permits were issued for 28.6% larger administrative buildings, with 68.9% less gross building area. The issued building permits for other buildings decreased by 2.5%, as well as their gross building area - by 26.0%.

Figure 1. Building permits, issued for the construction of new buildings by type and quarter



As compared to the fourth quarter of 2021, the issued building permits for new residential buildings increased by 0.1%, but their dwellings fell by 17.7% and the gross building area - by 19.9%. The issued building permits for administrative buildings have shown a drop of 45.5% and their gross building area - by 51.8%. Issued building permits for other buildings rose by 1.0% while their gross building area fell by 32.6%.

Figure 2. Building permits, issued for construction - gross building area by type of buildings and quarter

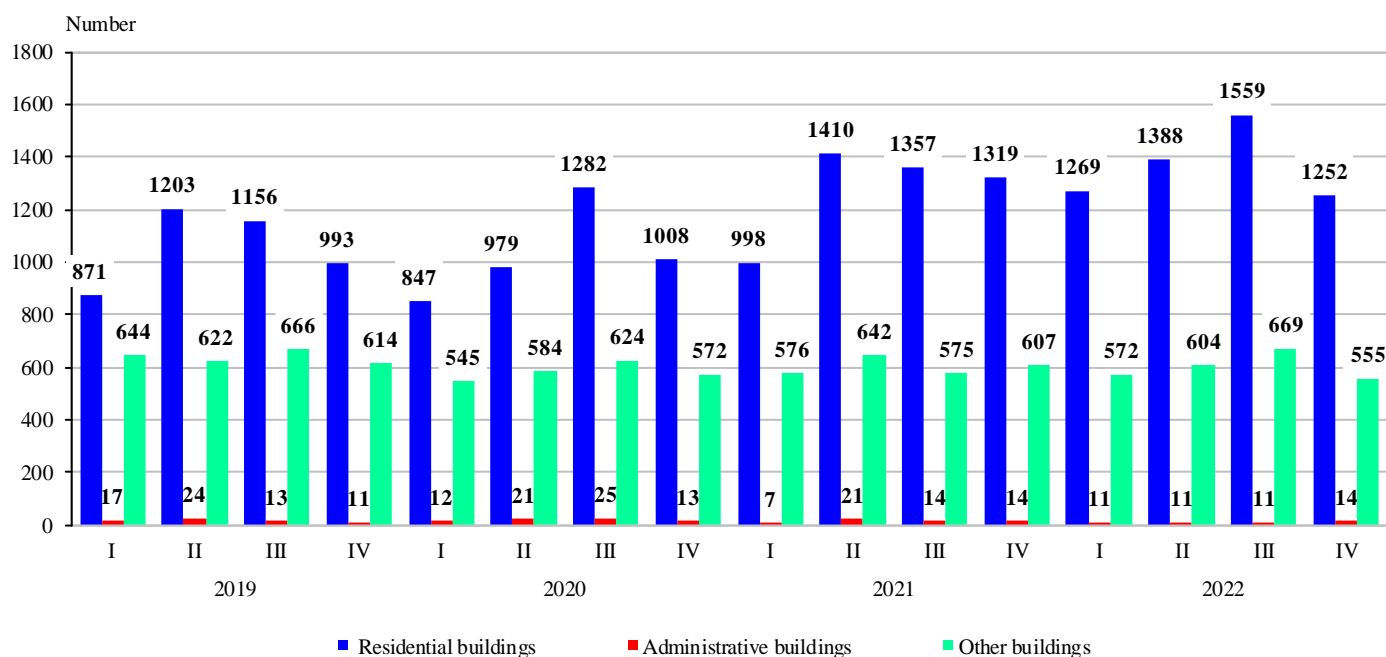


The highest number of building permits for new residential buildings was issued in the following districts: Sofia (stolitsa) - 321, Plovdiv - 290, Burgas - 261, Sofia - 207 and Varna - 146. Most dwellings are to be built in the districts: Sofia (stolitsa) - 5 106, Plovdiv - 1 677, Varna - 948, Burgas - 679 and Sofia - 269 (Annex, Table 1).

In the fourth quarter of 2022, **the construction** of 1 252 residential buildings with 6 627 dwellings and 760 178 sq. m gross building area, 14 administrative buildings/offices with 11 453 sq. m gross building area and 555 other buildings with 363 469 sq. m gross building area **began**.

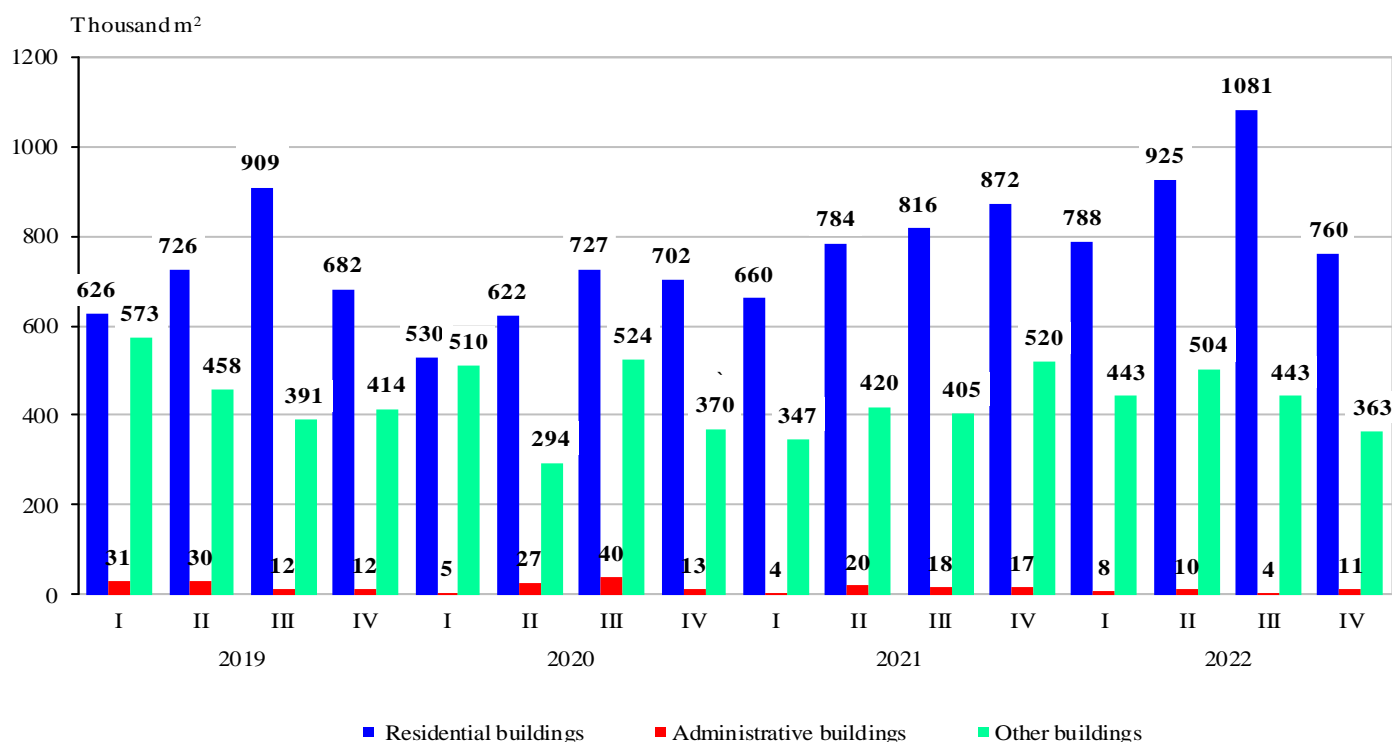
As compared to the previous quarter, the started residential buildings decreased by 19.7%, their dwellings - by 24.9% and the gross building area - by 29.7%. The number of started administrative buildings and their gross building area registered an increase of 27.3% and 174.5% respectively. The started other buildings fell by 17.0% and their gross building area - by 17.9%.

Figure 3. Started construction of new buildings by type and quarter



As compared to the fourth quarter of 2021, the number of started new residential buildings decreased by 5.1%, their dwellings - by 9.7% and the gross building area - by 12.8%. The number of started administrative buildings was unchanged, but their gross building area decreased by 30.7%. The started other buildings fell by 8.6% and their gross building area - by 30.1%.

Figure 4. Started construction - gross building area by type of buildings and quarter



The construction of the highest number of new buildings was started in the following districts: Burgas - 205 residential buildings and 37 other buildings; Plovdiv - 200 residential buildings, 3 administrative buildings and 62 other buildings; Sofia (stolitsa) - 160 residential buildings, 3 administrative and 19 other buildings; Varna - 146 residential buildings and 21 other buildings; Sofia - 98 residential buildings and 25 other buildings (Annex, Table 2).



Methodological notes

The quarterly statistical survey of permits issued for construction collects information about building permits issued by municipal authorities as well as for the started construction of new buildings according to their type and gross building area. This information may be used as an indicator of the future construction activity of enterprises in the country.

Types of buildings are classified according to the Classification of types of construction (CC) and are divided into:

- Residential - buildings for which the useful floor area is mostly used for permanent residential habitation.
- Non-residential - buildings for various purposes, including:
 - administrative - offices and buildings for administrative work of departments and other organizations and associations (representative buildings - banks, post offices, government department offices, conference and congress centres, low courts, municipalities);
 - other buildings - buildings used for different activities: production, trade, transport, education, culture, sports, agriculture, health, recreation and facilities for a short stay (hotels, motels, rest houses, huts and others).

Gross building area - a sum of all floors' areas in external dimensions.

Annex

Table 1

Building permits, issued for the construction of new buildings in the fourth quarter of 2022

Districts	Residential buildings			Administrative buildings		Other buildings	
	Number	Number of dwellings	Gross building area - sq. m	Number	Gross building area - sq. m	Number	Gross building area - sq. m
Total	1911	10203	1131176	18	17683	1183	534969
Blagoevgrad	90	151	24585	-	-	49	26748
Burgas	261	679	79881	-	-	26	18733
Varna	146	948	99404	-	-	67	38579
Veliko Tarnovo	36	136	19544	-	-	27	9804
Vidin	3	3	350	-	-	3	850
Vratsa	14	25	3206	-	-	25	5737
Gabrovo	16	18	3125	-	-	16	6039
Dobrich	33	37	6712	37	29309
Kardzhali	29	94	13023	4	4230	13	6113
Kyustendil	19	30	4876	27	5212
Lovech	22	23	6706	-	-	51	3949
Montana	10	19	3917	-	-	14	7624
Pazardzhik	69	140	16351	61	23628
Pernik	76	169	26798	49	3251
Pleven	19	65	10123	-	-	39	8884
Plovdiv	290	1677	170880	127	107712
Razgrad	14	16	2429	-	-	46	2632
Ruse	34	58	7444	-	-	49	24515
Silistra	12	12	2700	26	13208
Sliven	14	35	4388	-	-	22	5361
Smolyan	8	8	2107	38	3219
Sofia	207	269	47157	-	-	67	15930
Sofia (stolitsa)	321	5106	510130	5	9820	56	65641
Stara Zagora	84	256	35444	-	-	131	49954
Targovishte	15	51	6625	-	-	15	7964
Haskovo	29	67	9414	28	19718
Shumen	26	73	8456	-	-	50	19335
Yambol	14	38	5401	-	-	24	5320

‘..’ - Confidential data.

‘-’ - No case.

Table 2

Building construction started in the fourth quarter of 2022

Districts	Residential buildings			Administrative buildings		Other buildings	
	Number	Number of dwellings	Gross building area - sq. m	Number	Gross building area - sq. m	Number	Gross building area - sq. m
Total	1252	6627	760178	14	11453	555	363469
Blagoevgrad	56	259	31777	-	-	31	16408
Burgas	205	962	111133	-	-	37	66703
Varna	146	1618	169276	-	-	21	48457
Veliko Tarnovo	16	24	3883	-	-	19	9781
Vidin	-	-	3	2297
Vratsa	-	-	5	3016
Gabrovo	26	41	6845	-	-	16	5843
Dobrich	31	38	6371	-	-	22	14696
Kardzhali	13	120	15568	7	3458
Kyustendil	18	27	4762	-	-	23	5128
Lovech	12	12	2210	-	-	6	449
Montana	3	3	619	8	801
Pazardzhik	40	108	13712	50	21307
Pernik	35	97	11856	4	1274
Pleven	5	5	1054	-	-	16	6536
Plovdiv	200	1189	118033	3	1109	62	69330
Razgrad	7	8	2226	-	-	8	3476
Ruse	18	51	5447	-	-	15	7995
Silistra	3	3	962	-	-	14	7934
Sliven	21	22	3681	-	-	7	2462
Smolyan	4	4	788	-	-	11	2610
Sofia	98	100	19266	-	-	25	3179
Sofia (stolitsa)	160	1591	186345	3	4467	19	16293
Stara Zagora	64	177	21174	-	-	82	25073
Targovishte	8	23	3805	-	-	3	689
Haskovo	23	40	7247	13	11331
Shumen	20	66	6586	18	4058
Yambol	12	31	4178	10	2885

‘..’ - Confidential data.

‘-’ - No case.