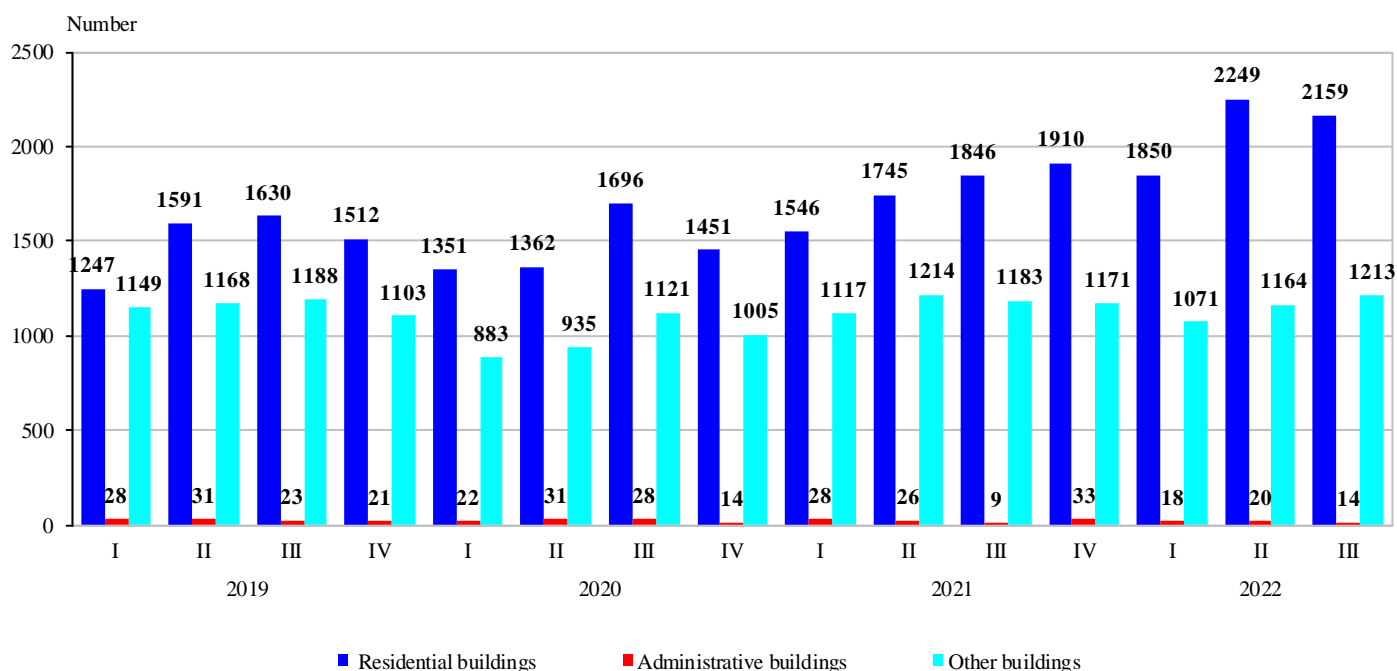


BUILDING PERMITS, ISSUED AND CONSTRUCTION OF NEW BUILDINGS STARTED IN THE THIRD QUARTER OF 2022

In the third quarter of 2022, the municipal authorities issued **building permits** for the construction of 2 159 residential buildings with 14 708 dwellings and 1 653 429 sq. m gross building area, 14 administrative buildings/offices with 56 936 sq. m gross building area and 1 213 other buildings with 722 909 sq. m gross building area.

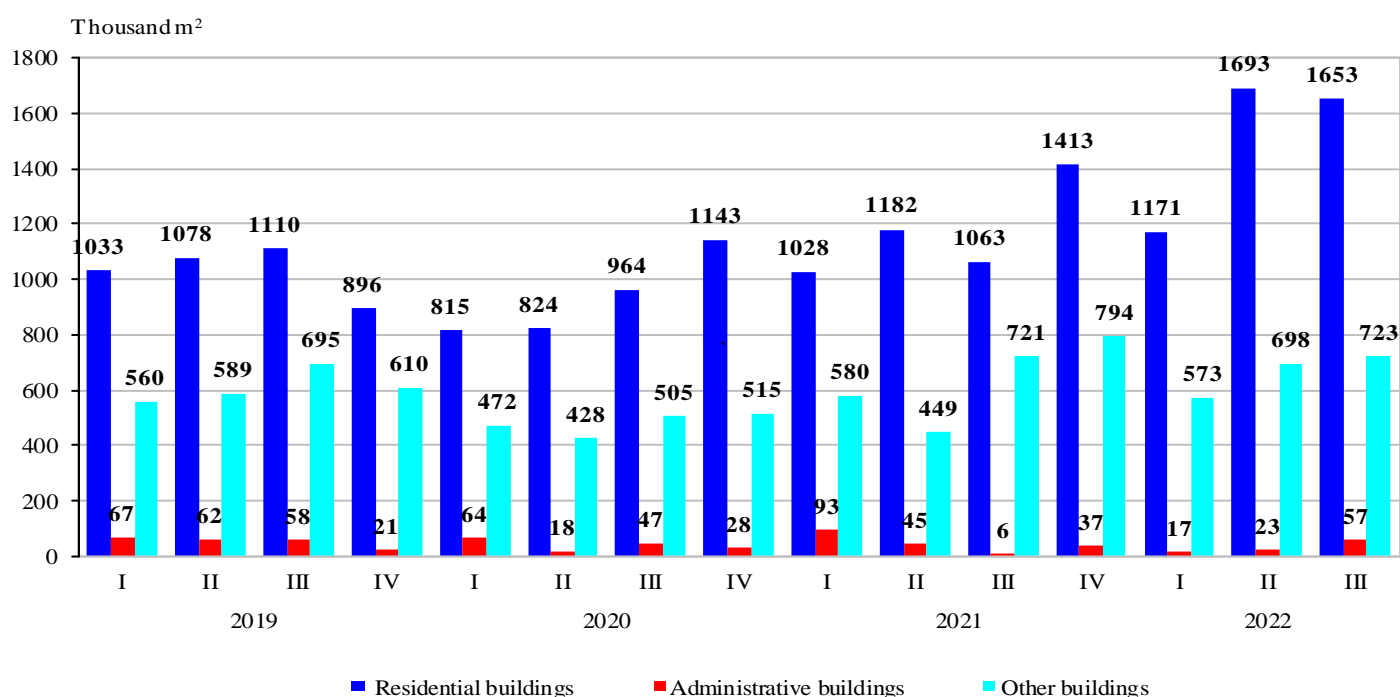
As compared to the previous quarter, the issued building permits for residential buildings decreased by 4.0%, and the gross building area - by 2.3%, but their dwellings increased by 6.5%. Permits were issued for 30.0% fewer administrative buildings, with 142.7% larger gross building area. The issued building permits for other buildings rose by 4.2%, as well as their gross building area - by 3.6%.

Figure 1. Building permits, issued for the construction of new buildings by type and quarter



As compared to the third quarter of 2021, the issued building permits for new residential buildings increased by 17.0%, their dwellings - by 65.7% and the gross building area - by 55.5%. The issued building permits for administrative buildings have shown an increase of 55.6% and their gross building area - more than eight times. Issued building permits for other buildings rose by 2.5% and their gross building area - by 0.2%.

Figure 2. Building permits, issued for construction - gross building area by type of buildings and quarter

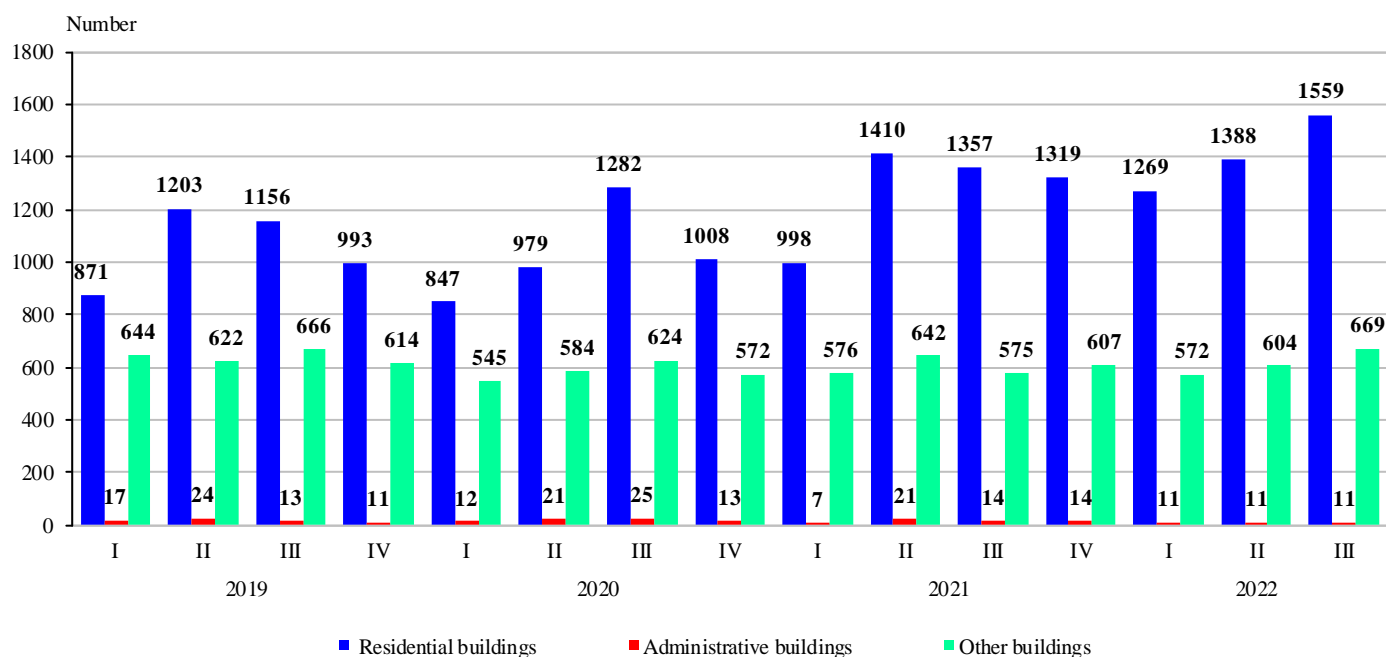


The highest number of building permits for new residential buildings was issued in the following districts: Sofia (stolitsa) - 450, Plovdiv - 345, Sofia - 213, Burgas - 189 and Varna - 159. Most dwellings are to be built in the districts: Sofia (stolitsa) - 5 407, Plovdiv - 4 760, Varna - 1 595, Burgas - 818 and Sofia - 296 (Annex, Table 1).

In the third quarter of 2022, **the construction** of 1 559 residential buildings with 8 823 dwellings and 1 081 423 sq. m gross building area, 11 administrative buildings/offices with 4 173 sq. m gross building area and 669 other buildings with 442 870 sq. m gross building area **began**.

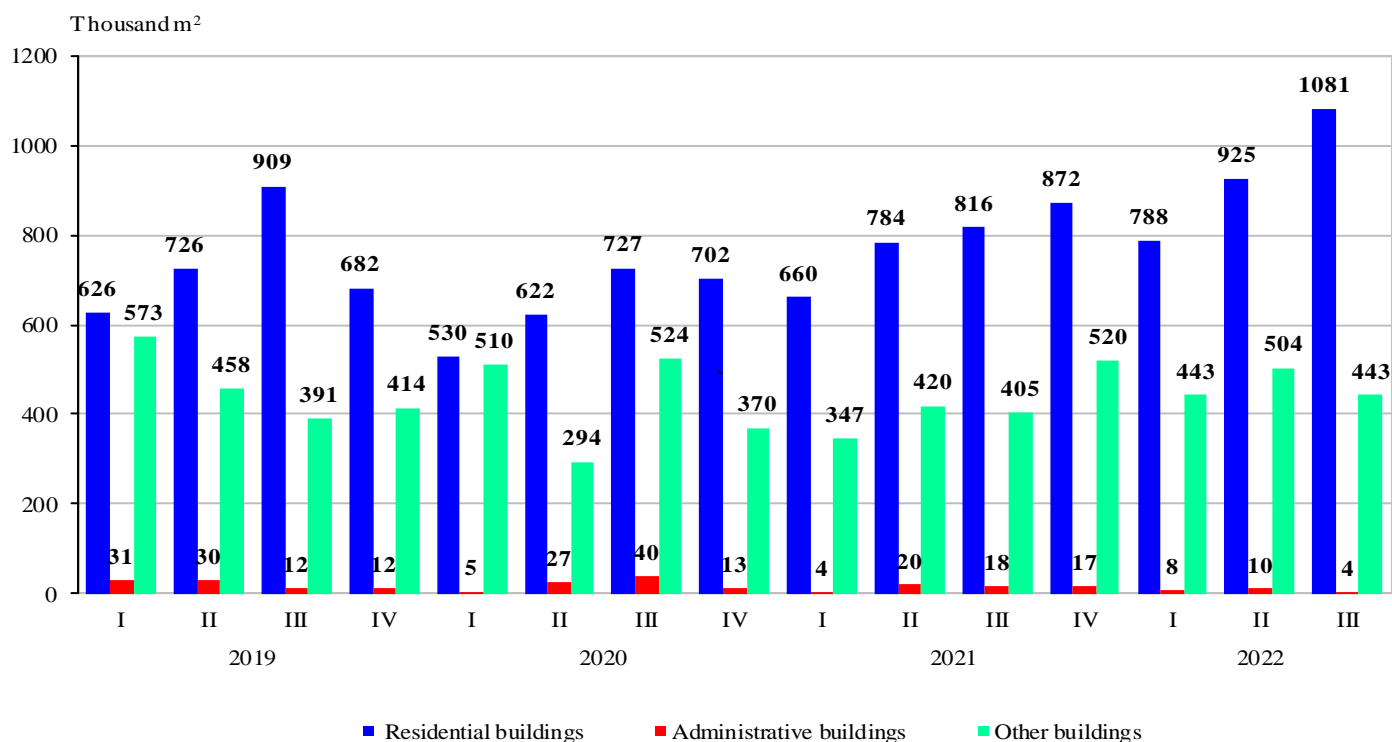
As compared to the previous quarter, the started residential buildings increased by 12.3%, their dwellings - by 22.5% and the gross building area - by 16.9%. The number of started administrative buildings was unchanged, but their gross building area decreased by 58.7%. The number of started other buildings rose by 10.8%, but with 12.1% less gross building area.

Figure 3. Started construction of new buildings by type and quarter



As compared to the third quarter of 2021, the number of started new residential buildings increased by 14.9%, their dwellings - by 35.2%, and the gross building area - by 32.5%. The number of started administrative buildings and their gross building area registered a drop of 21.4% and 76.6%, respectively. The number of started other buildings rose by 16.3%, with a 9.3% growth in their gross building area.

Figure 4. Started construction - gross building area by type of buildings and quarter



The construction of the highest number of new buildings was started in the following districts: Plovdiv - 238 residential buildings and 80 other buildings; Varna - 229 residential buildings, 4 administrative buildings and 37 other buildings; Sofia (stolitsa) - 240 residential buildings and 27 other buildings; Sofia - 166 residential buildings and 22 other buildings; Burgas - 126 residential buildings and 19 other buildings (Annex, Table 2).



Methodological notes

The quarterly statistical survey of permits issued for construction collects information about building permits issued by municipal authorities as well as for the started construction of new buildings according to their type and gross building area. This information may be used as an indicator of the future construction activity of enterprises in the country.

Types of buildings are classified according to the Classification of types of construction (CC) and are divided into:

- Residential - buildings for which the useful floor area is mostly used for permanent residential habitation.
- Non-residential - buildings for various purposes, including:
 - administrative - offices and buildings for administrative work of departments and other organizations and associations (representative buildings - banks, post offices, government department offices, conference and congress centres, low courts, municipalities);
 - other buildings - buildings used for different activities: production, trade, transport, education, culture, sports, agriculture, health, recreation and facilities for a short stay (hotels, motels, rest houses, huts and others).

Gross building area - a sum of all floors' areas in external dimensions.

Annex

Table 1

Building permits, issued for the construction of new buildings in the third quarter of 2022

Districts	Residential buildings			Administrative buildings		Other buildings	
	Number	Number of dwellings	Gross building area - sq. m	Number	Gross building area - sq. m	Number	Gross building area - sq. m
Total	2159	14708	1653429	14	56936	1213	722909
Blagoevgrad	113	291	48465	-	-	67	29895
Burgas	189	818	89105	-	-	38	39422
Varna	159	1595	136253	69	38007
Veliko Tarnovo	24	132	19472	41	14848
Vidin	-	-	4	1045
Vratsa	24	40	6497	-	-	22	4251
Gabrovo	27	43	6092	-	-	7	3563
Dobrich	41	47	7211	-	-	39	17008
Kardzhali	35	132	22051	-	-	12	2988
Kyustendil	30	32	4866	-	-	22	7809
Lovech	24	23	4041	-	-	16	1490
Montana	-	-	5	704
Pazardzhik	83	147	20304	-	-	62	26363
Pernik	97	137	20712	-	-	59	10465
Pleven	33	65	9094	-	-	36	14437
Plovdiv	345	4760	475521	3	1899	145	184250
Razgrad	9	9	1454	35	10213
Ruse	29	48	7864	-	-	63	7482
Silistra	13	15	2182	-	-	26	13469
Sliven	28	113	13262	-	-	22	4559
Smolyan	11	12	1987	-	-	29	5390
Sofia	213	296	46689	-	-	84	59366
Sofia (stolitsa)	450	5407	643831	5	50408	50	132184
Stara Zagora	84	229	29696	-	-	143	33101
Targovishte	15	44	5436	-	-	7	1338
Haskovo	33	93	12464	-	-	34	35608
Shumen	30	105	8399	61	15063
Yambol	11	53	7428	15	8591

'..' - Confidential data.

'-' - No case.

Table 2

Building construction started in the third quarter of 2022

Districts	Residential buildings			Administrative buildings		Other buildings	
	Number	Number of dwellings	Gross building area - sq. m	Number	Gross building area - sq. m	Number	Gross building area - sq. m
Total	1559	8823	1081423	11	4173	669	442870
Blagoevgrad	69	214	38077	-	-	47	15399
Burgas	126	678	75786	-	-	19	12243
Varna	229	1728	161134	4	1946	37	30360
Veliko Tarnovo	33	52	10160	21	19304
Vidin	-	-
Vratsa	7	7	935	-	-	18	4606
Gabrovo	15	16	2574	-	-	10	4884
Dobrich	30	36	6237	-	-	26	9158
Kardzhali	29	231	28565	-	-
Kyustendil	22	32	2569	-	-	15	6939
Lovech	20	19	2664	-	-	19	6857
Montana	-	-	6	1029
Pazardzhik	54	107	14512	-	-	53	25659
Pernik	65	166	19113	-	-	15	1433
Pleven	11	30	4447	17	7851
Plovdiv	238	891	134022	80	61176
Razgrad	9	41	4223	-	-	9	4634
Ruse	24	121	13012	-	-	21	17420
Silistra	6	6	1049	-	-	24	13342
Sliven	26	59	7703	-	-	21	6434
Smolyan	6	9	1346	-	-	16	4876
Sofia	166	217	34650	-	-	22	47170
Sofia (stolitsa)	240	3758	465473	27	60326
Stara Zagora	69	215	29185	-	-	75	23833
Targovishte	9	38	4836	-	-	3	525
Haskovo	26	70	9810	-	-	20	32402
Shumen	15	64	7131	-	-	30	11122
Yambol	9	9	862	13	6235

‘..’ - Confidential data.

‘-’ - No case.