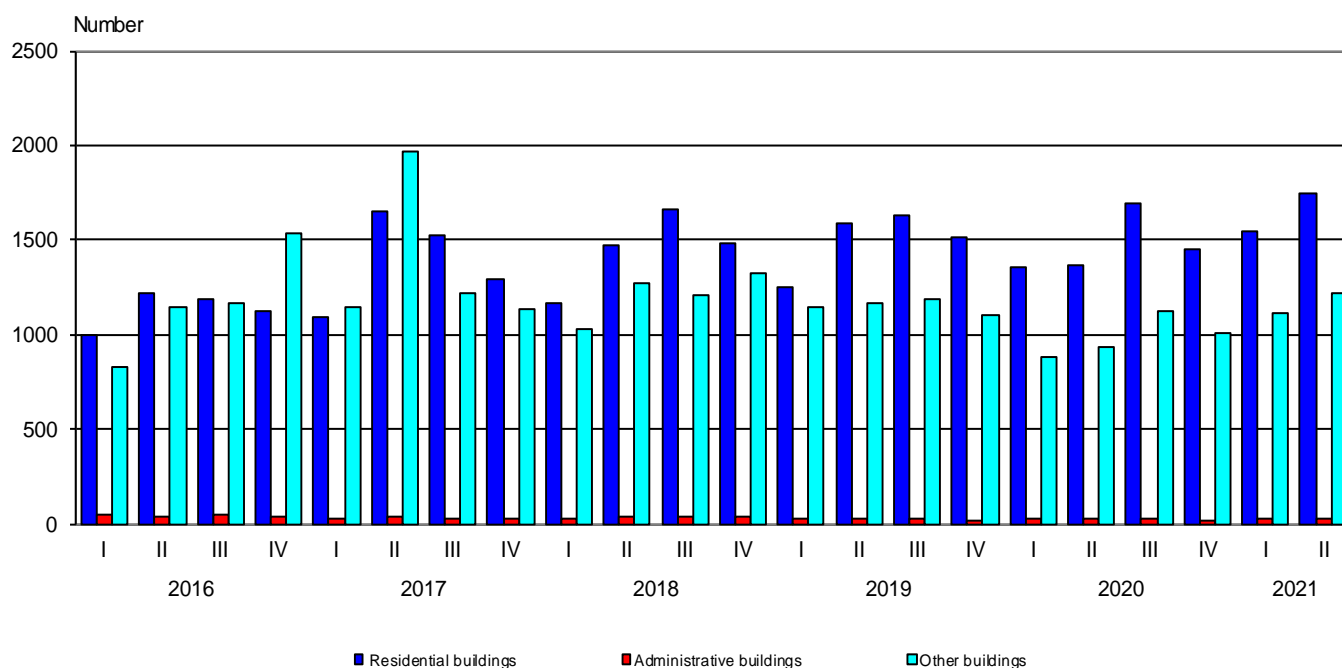


## ISSUED BUILDING PERMITS AND CONSTRUCTION OF NEW BUILDINGS STARTED IN THE SECOND QUARTER OF 2021

In the second quarter of 2021, the municipal authorities issued **building permits** for the construction of 1 745 residential buildings with 9 952 dwellings and 1 181 550 sq. m gross building area, 26 administrative buildings/offices with 44 889 sq. m gross building area and 1 214 other buildings with 448 862 sq. m gross building area.

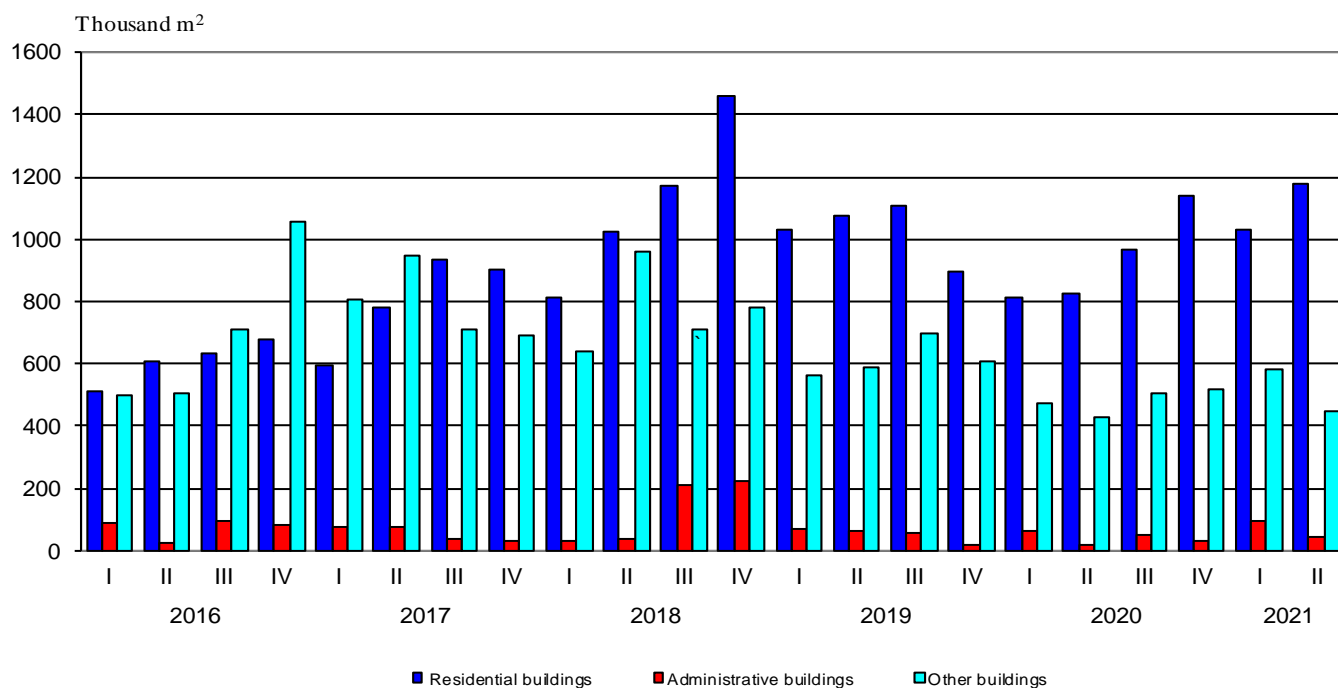
As compared to the previous quarter, the issued building permits for residential buildings increased by 12.9%, their dwellings - by 13.4%, as well as their gross building area - by 14.9%. The issued building permits for administrative buildings shown decrease by 7.1% and their gross building area - by 51.8%. Issued building permits for other buildings went up by 8.7%, while their gross building area fell by 22.6%.

**Figure 1. Building permits, issued for construction of new buildings by type and quarter**



As compared to the second quarter of 2020 the issued building permits for new residential buildings increased by 28.1%, their dwellings - by 67.9% and the gross building area - by 43.5%. Permits were issued for 16.1% fewer administrative buildings, with 144.9% larger gross building area. The issued building permits for other buildings rose by 29.8%, as well as their gross building area - by 5.0%.

**Figure 2. Building permits, issued for construction - gross building area by type of buildings and quarter**

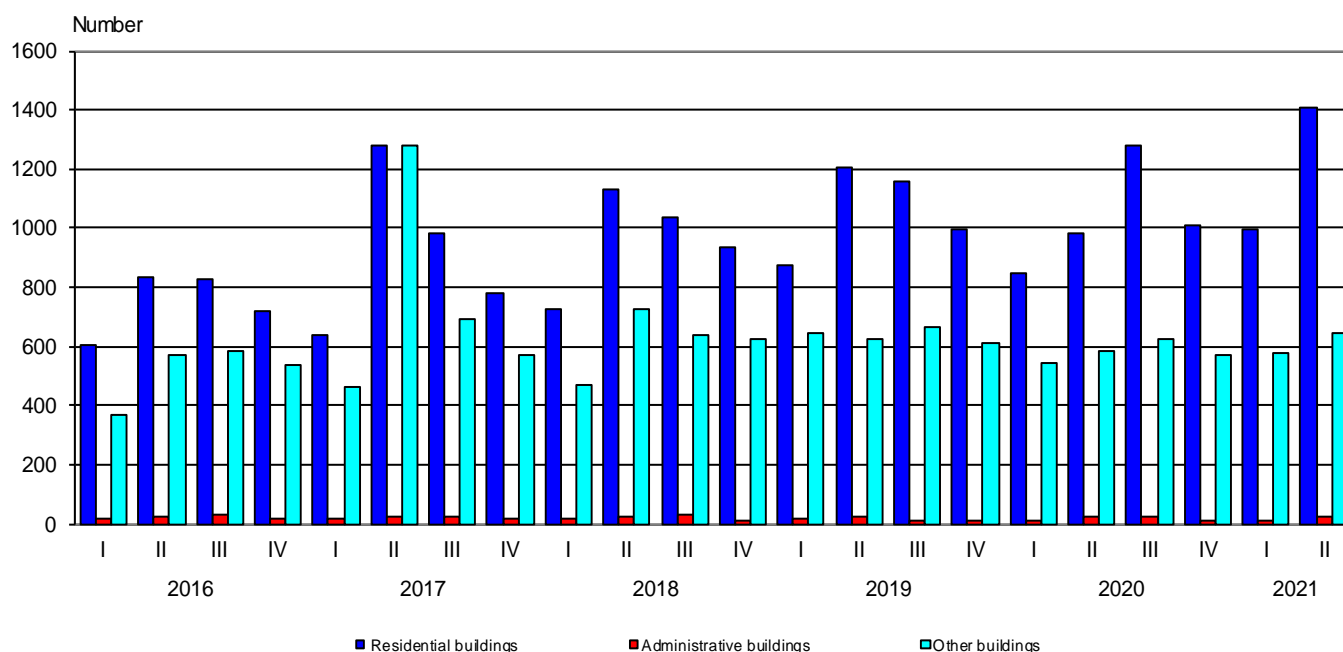


The highest number of building permits for new residential buildings was issued in the following districts: Sofia (stolitsa) - 269, Plovdiv - 243, Sofia - 204, Varna - 124 and Burgas - 118. Most dwellings are to be built in the districts: Sofia (stolitsa) - 5 367, Plovdiv - 1 056, Varna - 665, Burgas - 435 and Kardzhali - 390 (Annex, Table 1).

In the second quarter of 2021 **began the construction** of 1 410 residential buildings with 5 993 dwellings and 784 124 sq. m gross building area, of 21 administrative buildings/offices with 19 915 sq. m gross building area and 642 other buildings with 419 529 sq. m gross building area.

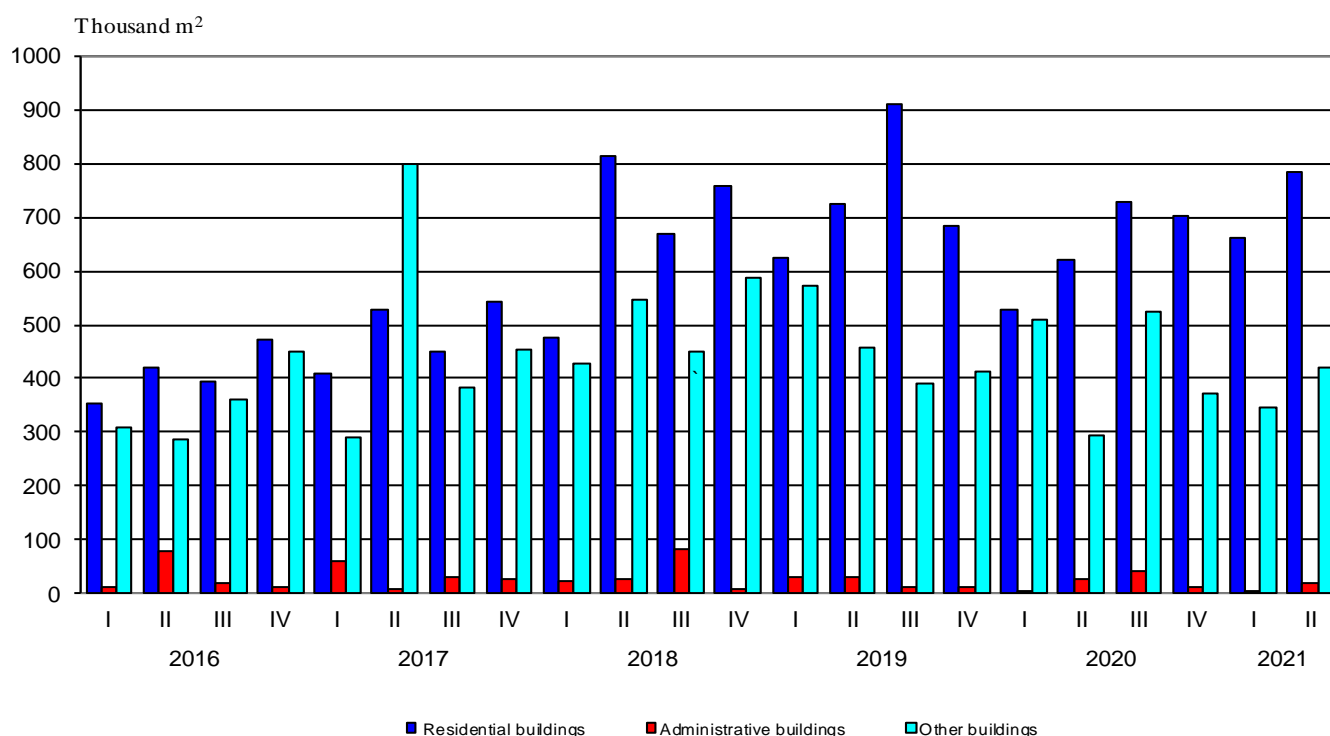
As compared to the previous quarter, the started residential buildings increased by 41.3%, their dwellings - by 13.1%, as well as the gross building area - by 18.7%. The started administrative buildings and their gross building area registered a growth respectively twice and nearly four times. The started other buildings rose by 11.5%, with 20.8% growth in their gross building area.

**Figure 3. Started construction of new buildings by type and quarter**



As compared to the second quarter of 2020, the started new residential buildings increased by 44.0%, their dwellings - by 25.7%, as well as the gross building area - by 26.0%. The number of started administrative buildings was no change, but their gross building area fell by 25.8%. The started other buildings rose by 9.9%, and their gross building area - by 42.7%.

**Figure 4. Started construction - gross building area by type of buildings and quarter**



The construction of the highest number of new buildings was started in the following districts: Sofia (stolitsa) - 260 residential buildings, 8 administrative buildings and 34 other buildings; Plovdiv - 231 residential buildings, 3 administrative buildings and 65 other buildings; Sofia - 148 residential buildings and 41 other buildings; Varna - 136 residential buildings and 30 other buildings; Burgas - 88 residential buildings and 32 other buildings (Annex, Table 2).

## Methodological notes

The quarterly statistical survey of permits issued for construction collects information about building permits, issued by municipal authorities as well as for the started construction of new buildings according to their type and gross building area. This information may be used as an indicator of the future construction activity of enterprises in the country.

**Type of buildings** is classified according to the Classification of types of construction (CC) and is divided into:

- Residential - buildings for which the useful floor area is mostly used for permanent residential habitation.
- Non-residential - buildings for various purposes, including:
  - administrative - offices and buildings for administrative work of departments and other organizations and associations (representative buildings - banks, post offices, government department offices, conference and congress centres, low courts, municipalities);
  - other buildings - buildings used for different activities: production, trade, transport, education, cultural, sports, agriculture, health, recreation and facilities for a short stay (hotels, motels, rest houses, huts and others).

**Gross building area** - a sum of all floors areas in external dimensions.

## Annex

Table 1

### Building permits, issued for the construction of new buildings in the second quarter of 2021<sup>1</sup>

Districts	Residential buildings			Administrative buildings		Other buildings	
	Number	Number of dwellings	Gross building area - sq. m	Number	Gross building area - sq. m	Number	Gross building area - sq. m
<b>Total</b>	<b>1745</b>	<b>9952</b>	<b>1181550</b>	<b>26</b>	<b>44889</b>	<b>1214</b>	<b>448862</b>
Blagoevgrad	97	264	39146	..	..	77	26900
Burgas	118	435	52053	..	..	31	7481
Varna	124	665	99040	..	..	39	21817
Veliko Tarnovo	27	64	9737	-	-	44	14722
Vidin	3	3	446	-	-	4	1279
Vratsa	19	39	5957	-	-	28	8635
Gabrovo	25	41	7799	..	..	21	20589
Dobrich	42	68	7208	-	-	17	5507
Kardzhali	37	390	60226	..	..	15	5566
Kyustendil	32	49	9200	..	..	32	3236
Lovech	17	17	2775	..	..	25	10437
Montana	10	32	4696	..	..	11	3635
Pazardzhik	76	188	23187	..	..	59	22075
Pernik	71	148	24075	-	-	29	1668
Pleven	38	233	26083	3	493	34	32653
Plovdiv	243	1056	117017	6	3637	118	55642
Razgrad	22	30	4408	-	-	46	16129
Ruse	34	49	7813	-	-	46	22338
Silistra	17	18	4295	..	..	28	8836
Sliven	27	44	4844	-	-	52	7234
Smolyan	12	14	2887	-	-	20	2381
Sofia	204	294	39002	..	..	74	35704
Sofia (stolitsa)	269	5367	571235	..	..	32	43985
Stara Zagora	87	184	22166	..	..	213	32753
Targovishte	7	8	1976	-	-	6	2076
Haskovo	38	129	19192	-	-	31	13856
Shumen	24	70	8047	-	-	49	10861
Yambol	25	53	7040	-	-	33	10867

<sup>1</sup> ‘..’ - Confidential data.

‘-’ - No case.

Table 2

Building construction started in the second quarter of 2021<sup>1</sup>

Districts	Residential buildings			Administrative buildings		Other buildings	
	Number	Number of dwellings	Gross building area - sq. m	Number	Gross building area - sq. m	Number	Gross building area - sq. m
<b>Total</b>	<b>1410</b>	<b>5993</b>	<b>784124</b>	<b>21</b>	<b>19915</b>	<b>642</b>	<b>419529</b>
Blagoevgrad	68	186	24867	-	-	29	21026
Burgas	88	569	60125	..	..	32	34730
Varna	136	706	97263	..	..	30	9892
Veliko Tarnovo	33	48	10445	-	-	11	1676
Vidin	..	..	..	-	-	..	..
Vratsa	3	3	918	-	-	13	5632
Gabrovo	28	40	7376	-	-	17	17839
Dobrich	39	52	5756	-	-	6	3679
Kardzhali	16	99	16700	-	-	12	8586
Kyustendil	16	17	4039	-	-	7	1676
Lovech	18	18	1979	-	-	26	6920
Montana	9	10	1688	-	-	7	1147
Pazardzhik	61	172	21865	..	..	44	14070
Pernik	32	54	7448	-	-	3	449
Pleven	13	121	12808	-	-	15	25952
Plovdiv	231	518	76740	3	1227	65	40097
Razgrad	8	8	1153	-	-	13	3541
Ruse	25	52	8827	..	..	20	12887
Silistra	17	17	3199	..	..	18	4777
Sliven	23	32	3516	-	-	28	8220
Smolyan	6	6	1547	-	-	11	3185
Sofia	148	221	35552	..	..	41	40959
Sofia (stolitsa)	260	2570	314672	8	11738	34	52983
Stara Zagora	70	281	38799	-	-	81	22214
Targovishte	..	..	..	-	-	..	..
Haskovo	29	111	16559	-	-	28	18820
Shumen	17	65	6772	-	-	26	17381
Yambol	13	13	2613	..	..	20	39428

<sup>1</sup> ‘..’ - Confidential data.

‘-’ - No case.