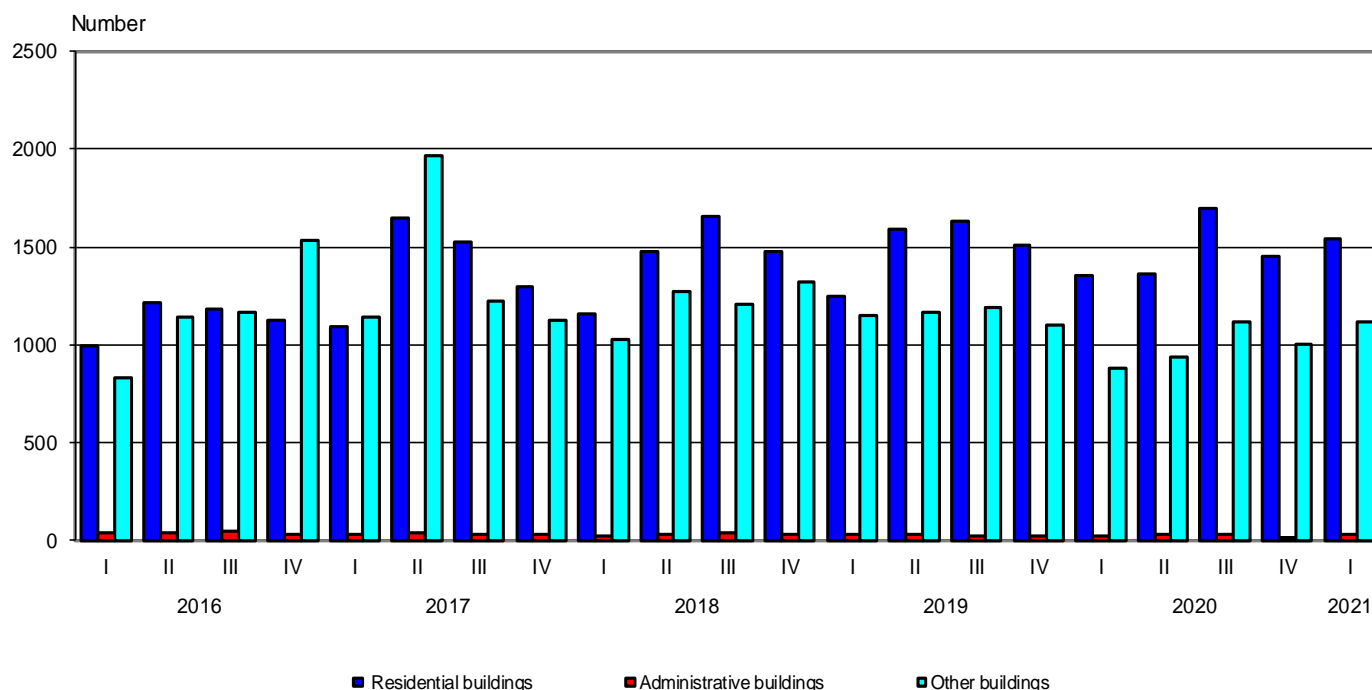


BUILDING PERMITS ISSUED AND CONSTRUCTION OF NEW BUILDINGS STARTED IN THE FIRST QUARTER OF 2021

In the first quarter of 2021, the municipal authorities issued **building permits** for construction of 1 546 residential buildings with 8 775 dwellings and 1 027 989 sq. m gross building area, of 28 administrative buildings/offices with 93 208 sq. m gross building area and 1 117 other buildings with 580 046 sq. m gross building area.

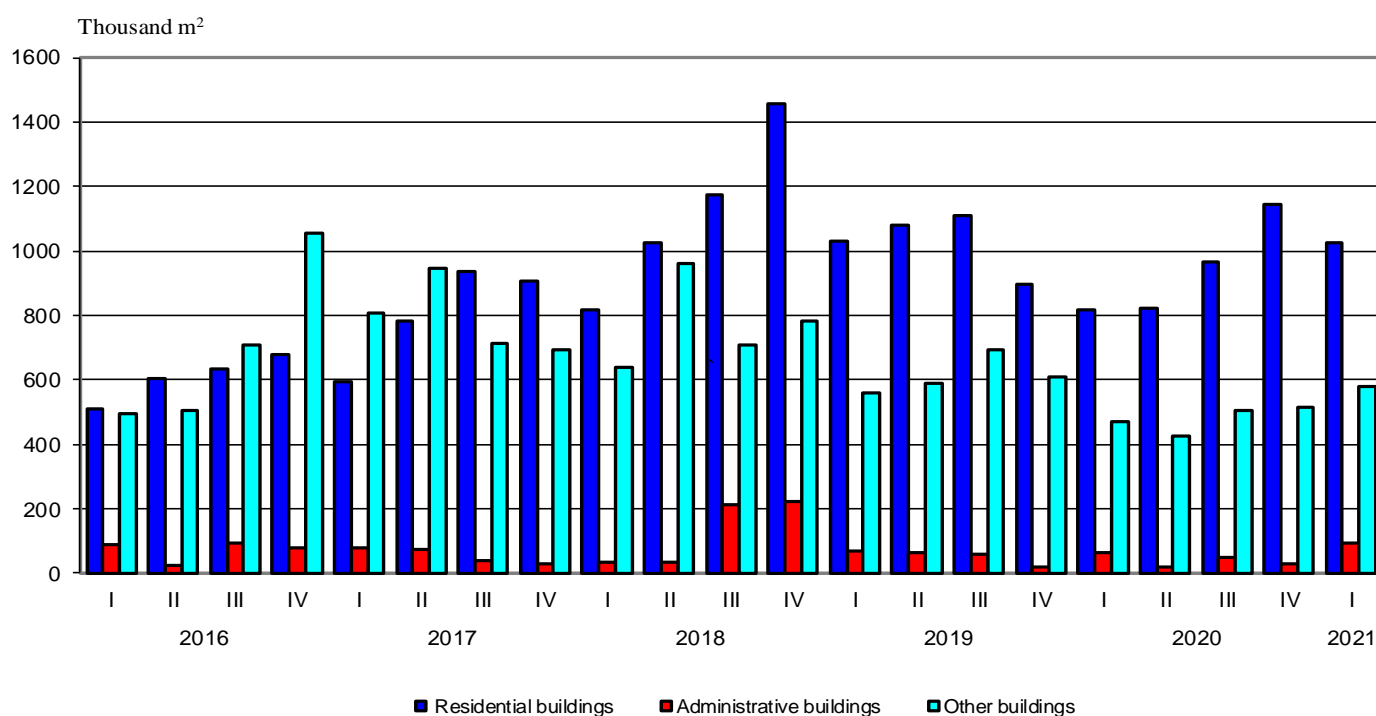
As compared to the previous quarter the issued building permits for residential buildings increased by 6.5%, but their dwellings fell by 10.3%, as well as their gross building area - by 10.0%. The issued building permits of administrative buildings and of other buildings rose by 100.0% and 11.1% respectively. At the same time the gross building area of administrative buildings grew over two times and of other buildings increased by 12.5%.

Figure 1. Building permits issued for construction of new buildings by type and quarter



As compared to the first quarter of 2020 the issued building permits for new residential buildings increased by 14.4%, their dwellings - by 38.9% and the gross building area - by 26.1%. Compared to the first quarter, 27.3% more administrative buildings permits were issued with 45.2% increase in their gross building area. The issued building permits for other buildings rose by 26.5%, as well as their gross building area - by 22.8%.

Figure 2. Building permits issued for construction - gross building area by type of buildings and quarter

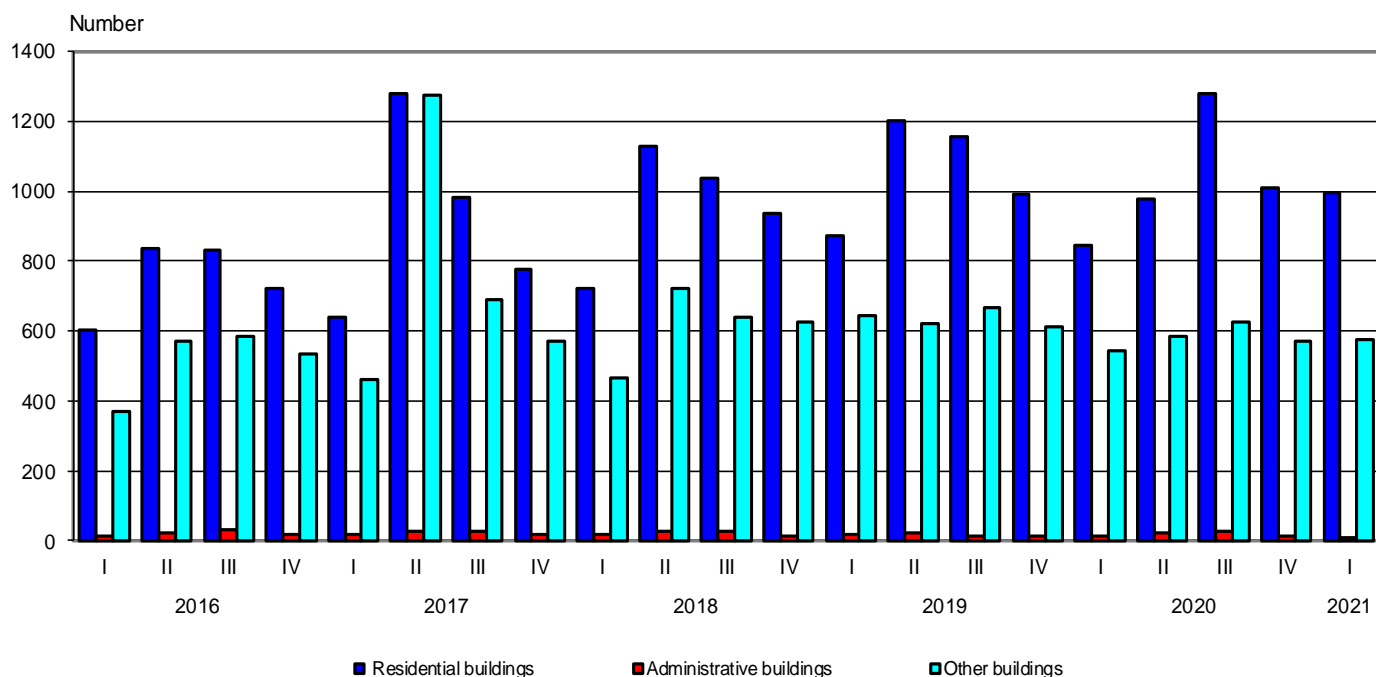


The highest number of building permits for new residential buildings was issued in the following districts: Sofia (stolitsa) - 229, Plovdiv - 217, Burgas - 145, Varna - 134 and Sofia - 125. Most dwellings are to be built in the districts: Sofia (stolitsa) - 2 920, Varna - 1 822, Plovdiv - 1 780, Stara Zagora - 459 and Burgas - 440 (Annex, Table 1).

In the first quarter of 2021 **began the construction** of 998 residential buildings with 5 297 dwellings and 660 335 sq. m gross building area, of 7 administrative buildings/offices with 4 054 sq. m gross building area and 576 other buildings with 347 418 sq. m gross building area.

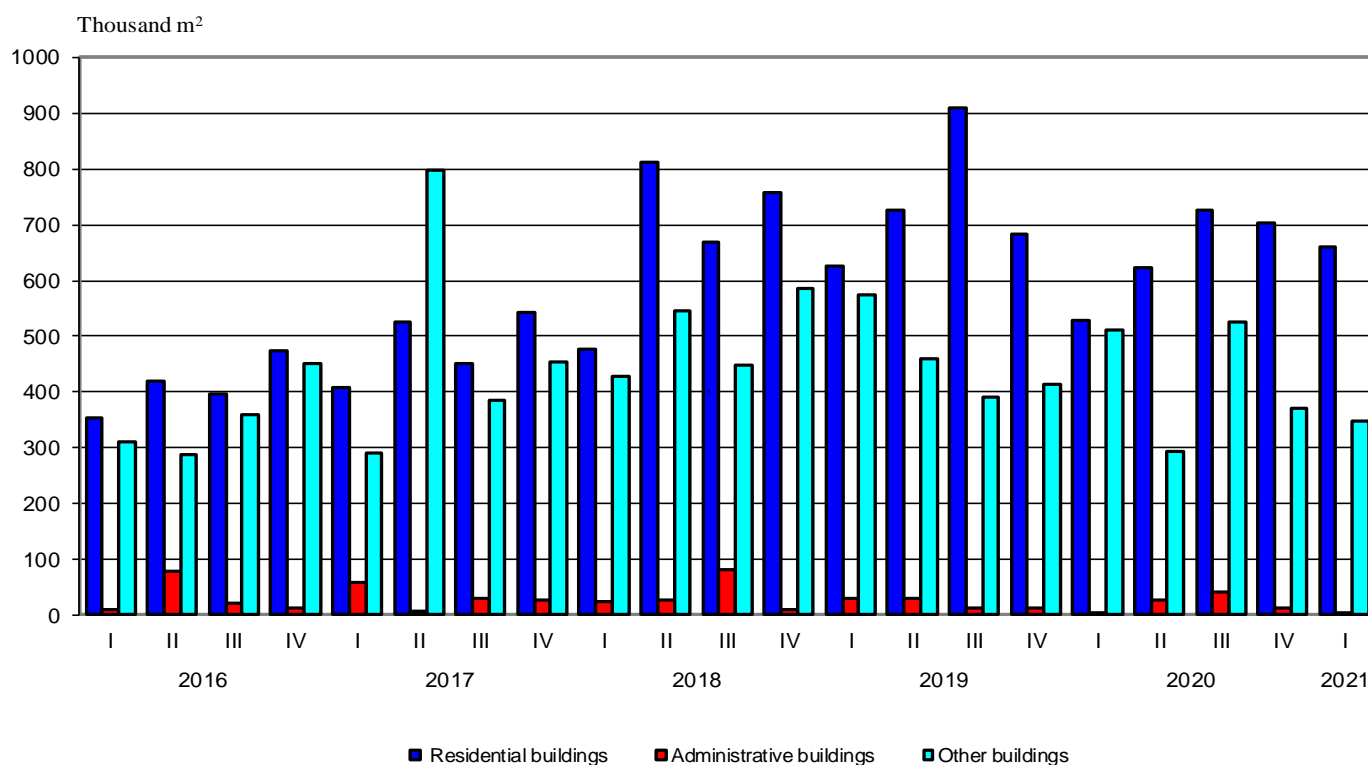
As compared to the previous quarter the started residential buildings decreased by 1.0%, their dwellings - by 5.7%, as well as the gross building area - by 6.0%. The started administrative buildings and their gross building area registered a drop by 46.2% and 68.3% respectively. The started other buildings rose by 0.7%, but with 6.2% less gross building area.

Figure 3. Started construction of new buildings by type and quarter



As compared to the first quarter of 2020 the started new residential buildings increased by 17.8%, their dwellings - by 18.9, as well as the gross building area - by 24.7%. The number of started administrative buildings decreased by 41.7% and their gross building area - by 16.8%. The started other buildings rose by 5.7%, while their gross building area fell by 31.9%.

Figure 4. Started construction - gross building area by type of buildings and quarter



The construction of the highest number of new buildings was started in the following districts: Plovdiv - 168 residential buildings and 60 other buildings; Sofia (stolitsa) - 142 residential buildings and 14 other buildings; Burgas - 121 residential buildings and 34 other buildings; Sofia - 100 residential buildings and 15 other buildings; Stara Zagora - 50 residential buildings and 69 other buildings (Annex, Table 2).

Methodological notes

The quarterly statistical survey of permits issued for construction collects information about building permits, issued by municipal authorities as well as for the started construction of new buildings according to their type and gross building area. This information may be used as an indicator of future construction activity of enterprises in the country.

Type of buildings is classified according to the Classification of types of construction (CC) and is divided into:

- Residential - buildings for which the useful floor area is mostly used for permanent residential habitation.
- Non-residential - buildings for various purposes, including:
 - administrative - offices and buildings for administrative work of departments and other organizations and associations (representative buildings - banks, post offices, government department offices, conference and congress centres, low courts, municipalities);
 - other buildings - buildings used for different activities: production, trade, transport, education, cultural, sports, agriculture, health, recreation and facilities for short stay (hotels, motels, rest houses, huts and others).

Gross building area - a sum of all floors areas in external dimensions.

Annex

Table 1

Building permits issued for construction of new buildings in the first quarter of 2021¹

Districts	Residential buildings			Administrative buildings		Other buildings	
	Number	Number of dwellings	Gross building area - sq. m	Number	Gross building area - sq. m	Number	Gross building area - sq. m
Total	1546	8775	1027989	28	93208	1117	580046
Blagoevgrad	88	175	26221	-	-	63	30664
Burgas	145	440	62065	-	-	40	26705
Varna	134	1822	174324	59	49935
Veliko Tarnovo	33	105	16051	-	-	40	21696
Vidin	3	3	590	-	-
Vratsa	16	51	5795	-	-	24	7717
Gabrovo	34	56	8623	-	-	20	8783
Dobrich	28	28	4004	-	-	35	24742
Kardzhali	22	138	18868	-	-	10	3678
Kyustendil	21	20	4223	34	3800
Lovech	9	9	1497	-	-	36	8932
Montana	9	9	1888	-	-
Pazardzhik	64	73	12040	68	33600
Pernik	70	85	12415	-	-	23	3063
Pleven	25	36	5768	-	-	26	12117
Plovdiv	217	1780	178452	12	30724	86	92654
Razgrad	8	19	2476	-	-	39	12156
Ruse	33	68	11237	-	-	41	11269
Silistra	13	13	2885	24	7283
Sliven	28	31	4986	-	-	64	13746
Smolyan	11	13	2427	-	-	39	8013
Sofia	125	171	26922	37	15627
Sofia (stolitsa)	229	2920	370988	5	60227	39	127386
Stara Zagora	85	459	44172	-	-	141	22775
Targovishte	17	39	4567	-	-	11	1187
Haskovo	47	80	13287	-	-	38	7498
Shumen	19	110	7529	-	-	30	3594
Yambol	13	22	3689	3	490	37	12503

¹ '..' - Confidential data.

'-' - No case.

Table 2

Building construction started in the first quarter of 2021¹

Districts	Residential buildings			Administrative buildings		Other buildings	
	Number	Number of dwellings	Gross building area - sq. m	Number	Gross building area - sq. m	Number	Gross building area - sq. m
Total	998	5297	660335	7	4054	576	347418
Blagoevgrad	51	155	22347	-	-	35	16727
Burgas	121	440	59050	-	-	34	68775
Varna	73	634	62108	-	-	24	32372
Veliko Tarnovo	24	47	7164	-	-	17	12058
Vidin	-	-
Vratsa	6	6	749	-	-	7	3230
Gabrovo	8	10	2027	-	-	10	3401
Dobrich	25	30	4484	-	-	19	6934
Kardzhali	20	217	30465	-	-
Kyustendil	7	6	982	5	646
Lovech	8	8	1400	-	-	12	4998
Montana	-	-	5	13882
Pazardzhik	36	45	7371	-	-	53	24148
Pernik	25	50	7214	-	-	9	1721
Pleven	12	23	3544	-	-	10	6019
Plovdiv	168	713	99912	60	54623
Razgrad	12	15	3088	-	-	18	4179
Ruse	15	30	3775	-	-	17	7430
Silistra	6	7	2315	-	-	7	3342
Sliven	20	29	5411	-	-	60	12394
Smolyan	4	4	738	-	-	7	1951
Sofia	100	115	17133	-	-	15	17664
Sofia (stolitsa)	142	2225	253011	14	16743
Stara Zagora	50	383	49545	69	8856
Targovishte	8	25	2509	-	-	6	2250
Haskovo	38	61	10404	-	-	23	6504
Shumen	9	9	1522	18	4099
Yambol	4	4	515	19	10506

¹ ‘..’ - Confidential data.

‘-’ - No case.