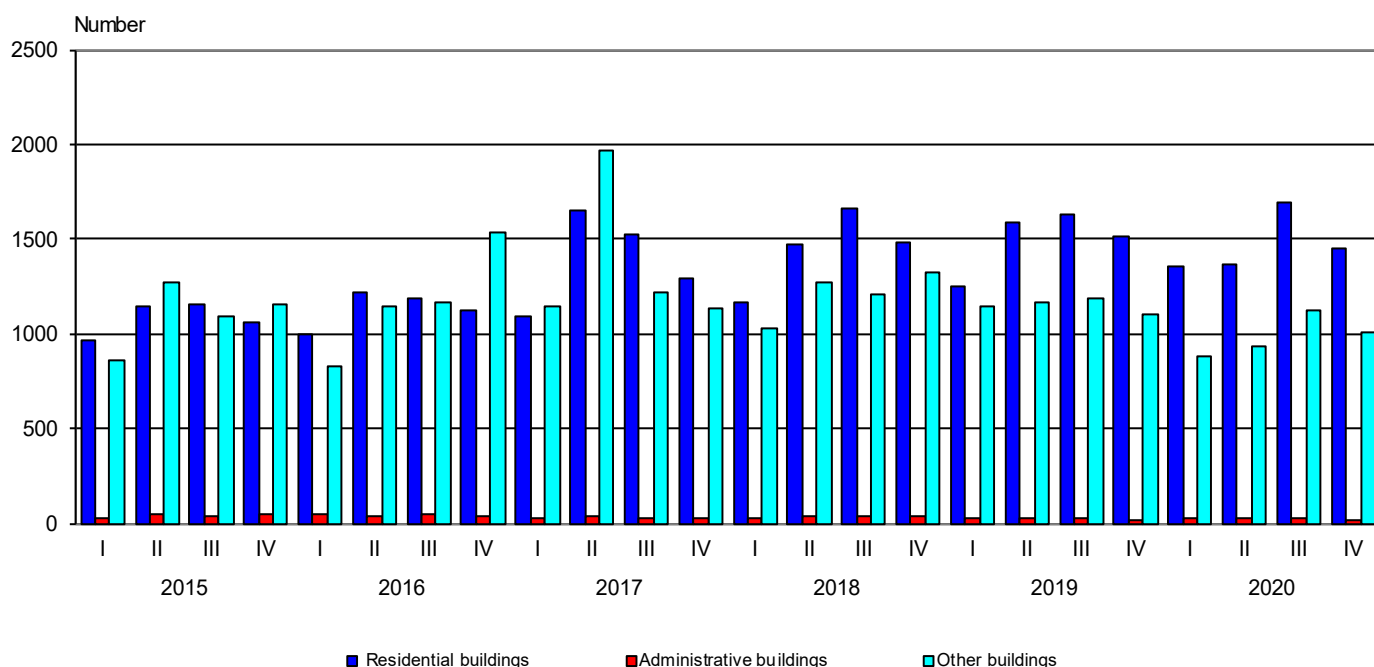


BUILDING PERMITS ISSUED AND CONSTRUCTION OF NEW BUILDINGS STARTED IN THE FOURTH QUARTER OF 2020

In the fourth quarter of 2020, the municipal authorities issued **building permits** for construction of 1 451 residential buildings with 9 779 dwellings and 1 142 665 sq. m gross building area, of 14 administrative buildings/offices with 28 297 sq. m gross building area and 1 005 other buildings with 515 431 sq. m gross building area.

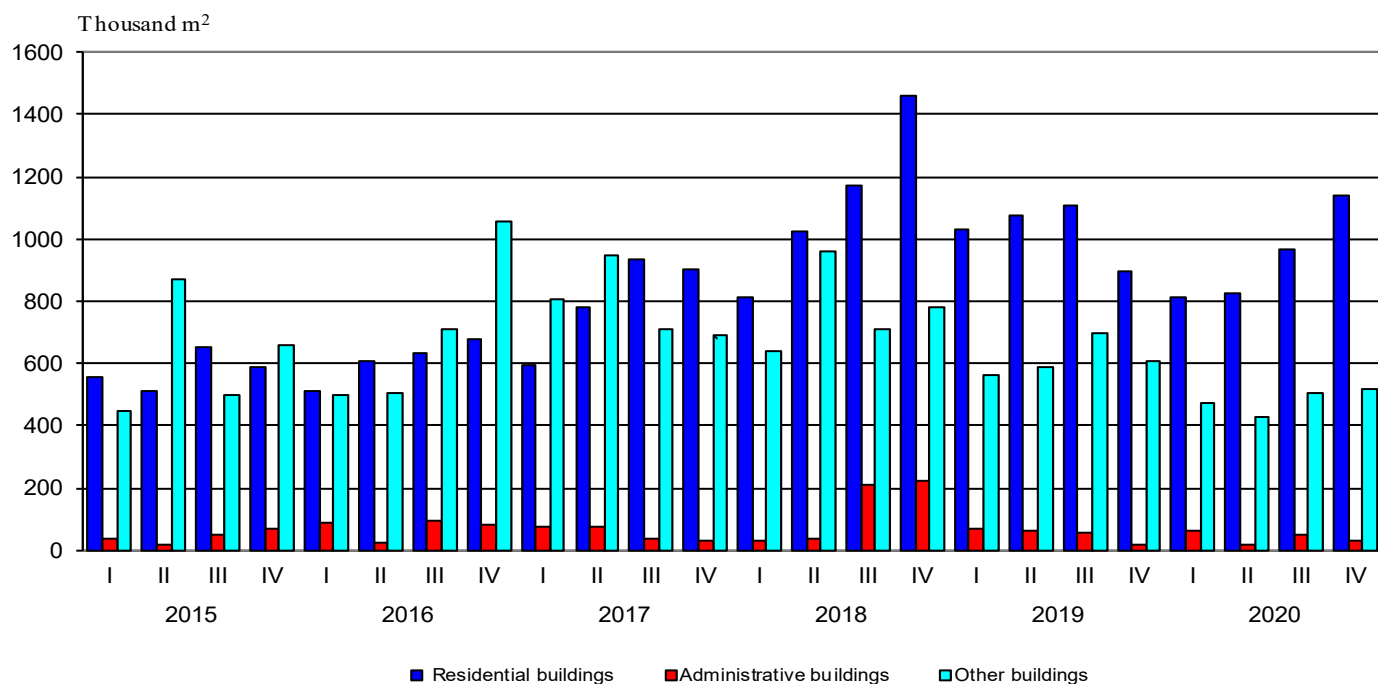
As compared to the previous quarter the issued building permits for residential buildings fell by 14.4%, but their dwellings rose by 31.9% and their gross building area - by 18.5%. The issued building permits of administrative buildings and of other buildings dropped by 50.0% and 10.3% respectively. At the same time the gross building area of administrative buildings fell by 40.1%, while of other buildings increased by 2.1%.

Figure 1. Building permits issued for construction of new buildings by type and quarter



As compared to the fourth quarter of 2019 the issued building permits for new residential buildings decreased by 4.0%, while their dwellings rose by 30.8% and the gross building area - by 27.5%. The number of issued building permits of administrative buildings declined by 33.3%, but their gross building area growth by 34.4%. The issued building permits for other buildings fell by 8.9% and their gross building area - by 15.6%.

Figure 2. Building permits issued for construction - gross building area by type of buildings and quarter

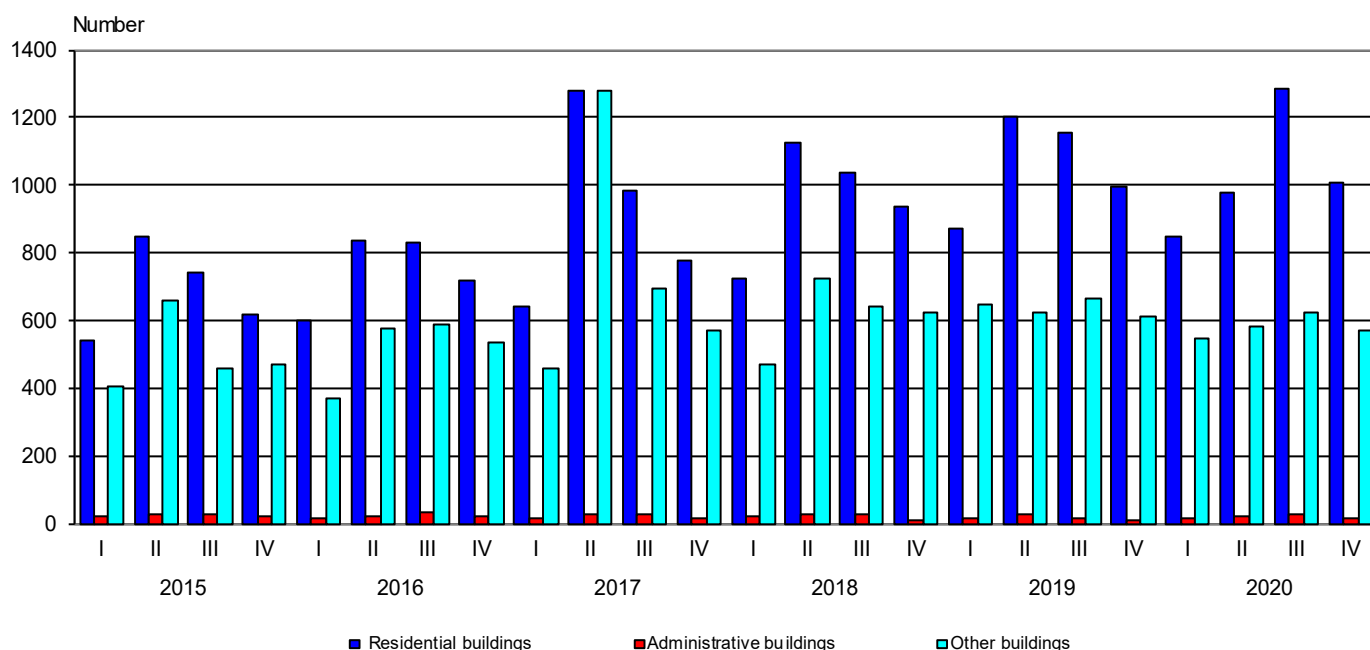


The highest number of building permits for new residential buildings was issued in the following districts: Sofia (stolitsa) - 230, Plovdiv - 222, Varna - 169, Burgas - 125 and Sofia - 123. Most dwellings are to be built in the districts: Plovdiv - 3 624, Sofia (stolitsa) - 3 413, Varna - 604, Burgas - 496 and Blagoevgrad - 300 (Annex, Table 1).

In the fourth quarter of 2020 **began the construction** of 1 008 residential buildings with 5 616 dwellings and 702 408 sq. m gross building area, of 13 administrative buildings/offices with 12 803 sq. m gross building area and of 572 other buildings with 370 404 sq. m gross building area.

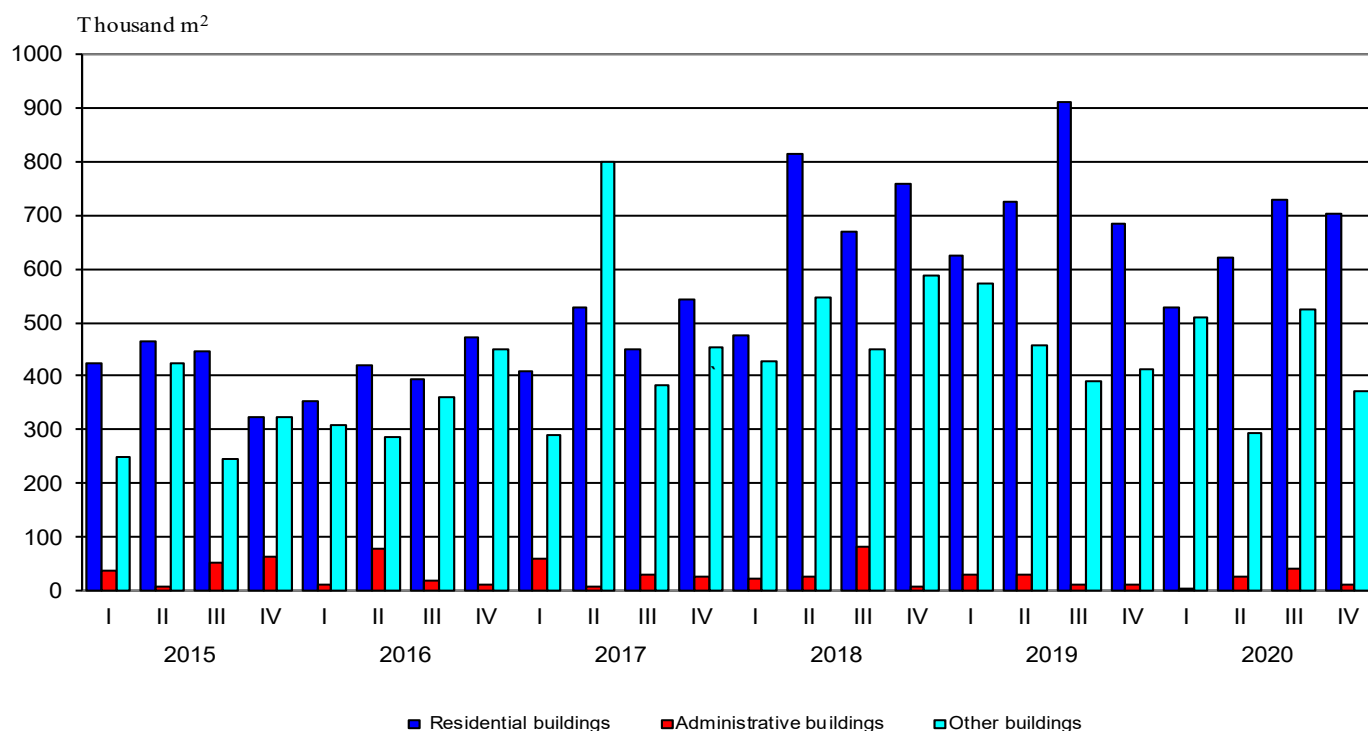
As compared to the previous quarter the started residential buildings decreased by 21.4%, their dwellings - by 4.8% and the gross building area - by 3.4%. The number of started administrative buildings and their gross building area registered a drop by 48.0% and 67.8% respectively. The started other buildings fell by 8.3% and their gross building area - by 29.4%.

Figure 3. Started construction of new buildings by type and quarter



As compared to the fourth quarter of 2019 the started new residential buildings increased by 1.5%, the gross building area - by 3.0%, while the number of their dwellings decreased by 2.7%. The number of started administrative buildings rose by 18.2% and their gross building area - by 8.7%. The started other buildings fell by 6.8% and their gross building area - by 10.6%.

Figure 4. Started construction - gross building area by type of buildings and quarter



The construction of the highest number of new buildings were started in the following districts: Plovdiv - 174 residential buildings and 64 other buildings; Sofia (stolitsa) - 134 residential buildings, 4 administrative buildings and 22 other buildings; Varna - 125 residential buildings and 21 other buildings; Burgas - 105 residential buildings and 21 other buildings; Sofia - 84 residential buildings and 30 other buildings (Annex, Table 2).

Methodological notes

The quarterly statistical survey of permits issued for construction collects information about building permits, issued by municipal authorities as well as for the started construction of new buildings according to their type and gross building area. This information may be used as an indicator of future construction activity of enterprises in the country.

Type of buildings is classified according to the Classification of types of construction (CC) and is divided into:

- Residential - buildings for which the useful floor area is mostly used for permanent residential habitation.
- Non-residential - buildings for various purposes, including:
 - administrative - offices and buildings for administrative work of departments and other organizations and associations (representative buildings - banks, post offices, government department offices, conference and congress centres, low courts, municipalities);
 - other buildings - buildings used for different activities: production, trade, transport, education, cultural, sports, agriculture, health, recreation and facilities for short stay (hotels, motels, rest houses, huts and others).

Gross building area - a sum of all floors areas in external dimensions.

Annex

Table 1

Building permits issued for construction of new buildings in the fourth quarter of 2020¹

Districts	Residential buildings			Administrative buildings		Other buildings	
	Number	Number of dwellings	Gross building area - sq. m	Number	Gross building area - sq. m	Number	Gross building area - sq. m
Total	1451	9779	1142665	14	28297	1005	515431
Blagoevgrad	95	300	34227	62	20566
Burgas	125	496	60393	57	97898
Varna	169	604	81104	-	-	48	14841
Veliko Tarnovo	30	65	10148	-	-	37	8345
Vidin	4	4	1056	-	-	8	3019
Vratsa	22	98	18265	-	-	28	6368
Gabrovo	12	29	4433	-	-	16	7840
Dobrich	27	39	5718	-	-	28	12576
Kardzhali	25	176	25498	-	-	11	7103
Kyustendil	26	28	3155	-	-	28	4218
Lovech	19	19	2372	-	-	6	3302
Montana	9	10	1632	-	-	5	1984
Pazardzhik	66	140	16443	3	239	37	12469
Pernik	30	62	7951	-	-	28	3611
Pleven	11	61	7682	-	-	34	20199
Plovdiv	222	3624	354462	5	14068	91	58157
Razgrad	8	8	1608	-	-	37	7326
Ruse	20	22	3327	-	-	47	13900
Silistra	6	6	2962	-	-	17	6436
Sliven	43	90	14274	-	-	36	9146
Smolyan	7	7	1311	-	-	36	3849
Sofia	123	141	23968	-	-	62	85459
Sofia (stolitsa)	230	3413	421743	35	44976
Stara Zagora	51	205	20049	107	16874
Targovishte	11	60	6152	-	-	13	3748
Haskovo	35	40	7518	-	-	33	12447
Shumen	15	22	3017	-	-	41	22107
Yambol	10	10	2197	-	-	17	6667

¹ '..' - Confidential data.

'-' - No case.

Table 2

Building construction started in the fourth quarter of 2020¹

Districts	Residential buildings			Administrative buildings		Other buildings	
	Number	Number of dwellings	Gross building area - sq. m	Number	Gross building area - sq. m	Number	Gross building area - sq. m
Total	1008	5616	702408	13	12803	572	370404
Blagoevgrad	44	117	16914	34	13854
Burgas	105	963	73119	21	50328
Varna	125	684	115071	21	22619
Veliko Tarnovo	21	93	9969	-	-	11	2289
Vidin	-	-	5	1560
Vratsa	9	49	11092	-	-	14	4679
Gabrovo	7	7	1605	-	-	13	2345
Dobrich	30	62	6766	-	-	17	4108
Kardzhali	18	159	21363	4	8070
Kyustendil	-	-	4	1686
Lovech	8	8	1187	-	-	5	3403
Montana	5	5	766	-	-	13	4656
Pazardzhik	39	112	12678	27	6170
Pernik	29	72	16398	-	-	8	12654
Pleven	-	-	23	6496
Plovdiv	174	480	65414	64	79532
Razgrad	3	3	479	-	-	13	5103
Ruse	10	30	5222	-	-	22	13553
Silistra	4	4	1517	-	-	13	6593
Sliven	36	63	9537	-	-	29	9639
Smolyan	3	3	703	-	-	15	5555
Sofia	84	102	16946	-	-	30	17152
Sofia (stolitsa)	134	2114	262342	4	7501	22	30984
Stara Zagora	46	265	25483	63	23902
Targovishte	7	30	3650	-	-	7	2331
Haskovo	34	62	11733	-	-	26	6165
Shumen	17	49	2901	-	-	34	18102
Yambol	11	39	4941	-	-	14	6876

¹ ‘..’ - Confidential data.

‘-’ - No case.