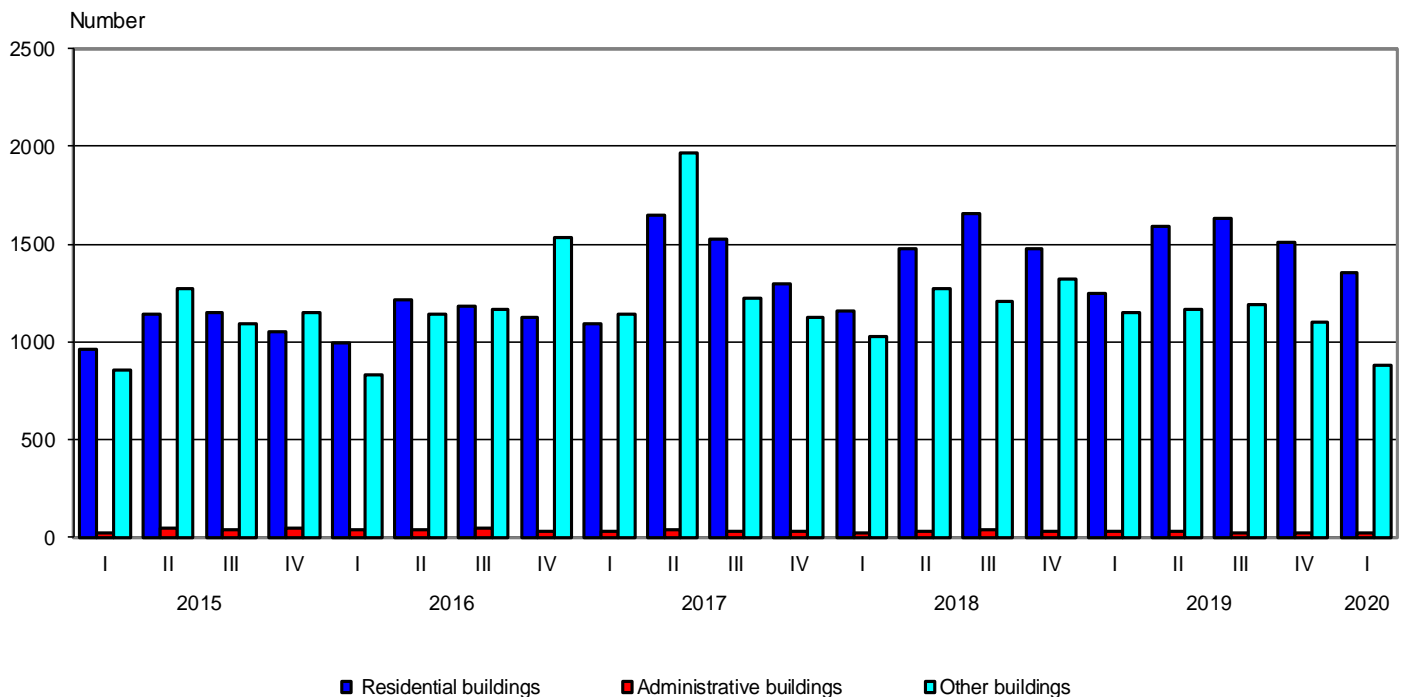


BUILDING PERMITS ISSUED AND CONSTRUCTION OF NEW BUILDINGS STARTED IN THE FIRST QUARTER OF 2020

In the first quarter of 2020, the municipal authorities issued **building permits** for construction of 1 351 residential buildings with 6 317 dwellings and 815 293 sq. m gross building area, of 22 administrative buildings/offices with 64 183 sq. m gross building area and 883 other buildings with 472 160 sq. m gross building area.

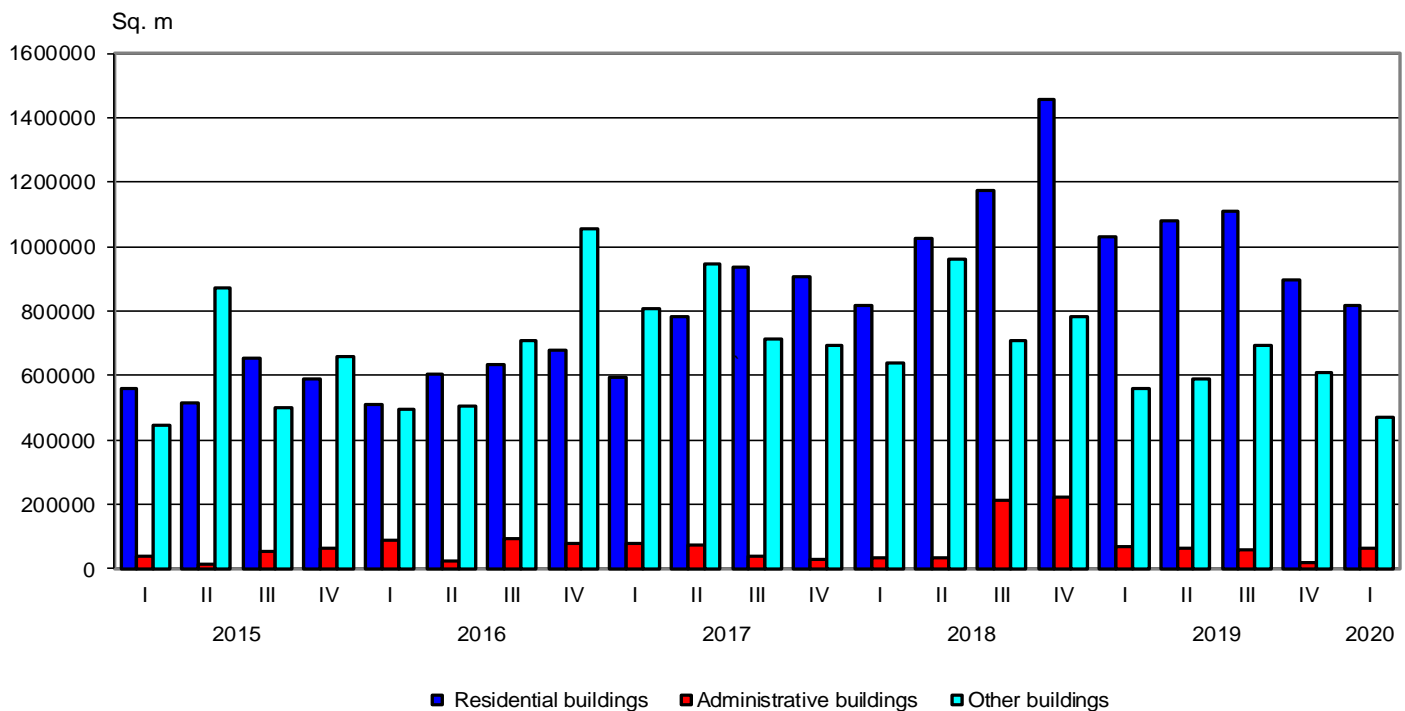
As compared to the previous quarter the issued building permits for residential buildings decreased by 10.6%, their dwellings - by 15.5% and the gross building area - by 9.0%. The number of issued building permits of administrative buildings rose by 4.8% and their gross building area - by 204.9%. The issued building permits for other buildings fell by 19.9% and their gross building area - by 22.6%.

Figure 1. Building permits issued for construction of new buildings by type and quarter



As compared to the first quarter of 2019 the issued building permits for new residential buildings increased by 8.3%, while their dwellings decreased by 19.3% and the gross building area - by 21.1%. The number of issued building permits of administrative buildings and their gross building area registered a drop by 21.4% and 4.8% respectively. The issued building permits for other buildings fell by 23.2% and their gross building area - by 15.7%.

Figure 2. Building permits issued for construction - gross building area by type of buildings and quarter

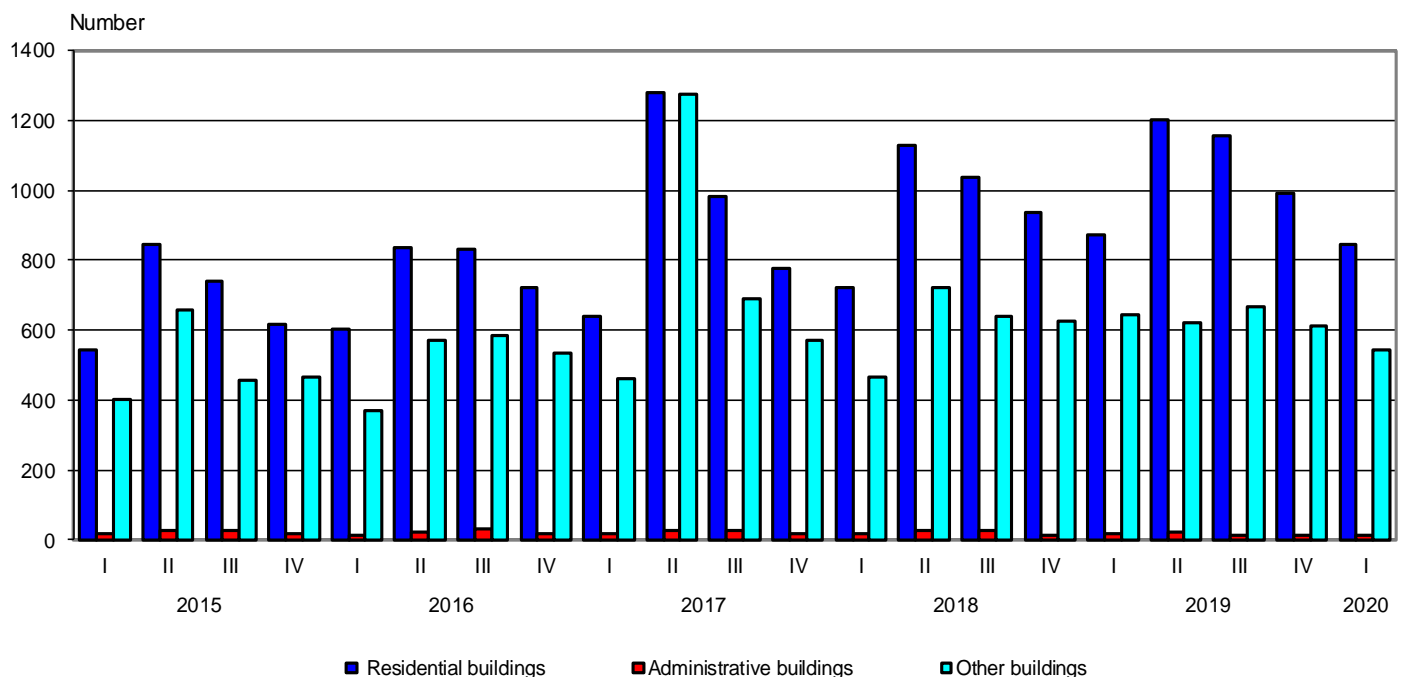


The highest number of building permits for new residential buildings was issued in the following districts: Sofia (stolitsa) - 227, Plovdiv - 201, Varna - 153, Sofia - 113 and Burgas - 87. Most dwellings are to be built in the districts: Sofia (stolitsa) - 2 512, Plovdiv - 701, Varna - 680, Burgas - 676 and Kardzhali - 236 (Annex, Table 1).

In the first quarter of 2020 **began the construction** of 847 residential buildings with 4 454 dwellings and 529 686 sq. m gross building area, of 12 administrative buildings/offices with 4 873 sq. m gross building area and of 545 other buildings with 510 416 sq. m gross building area.

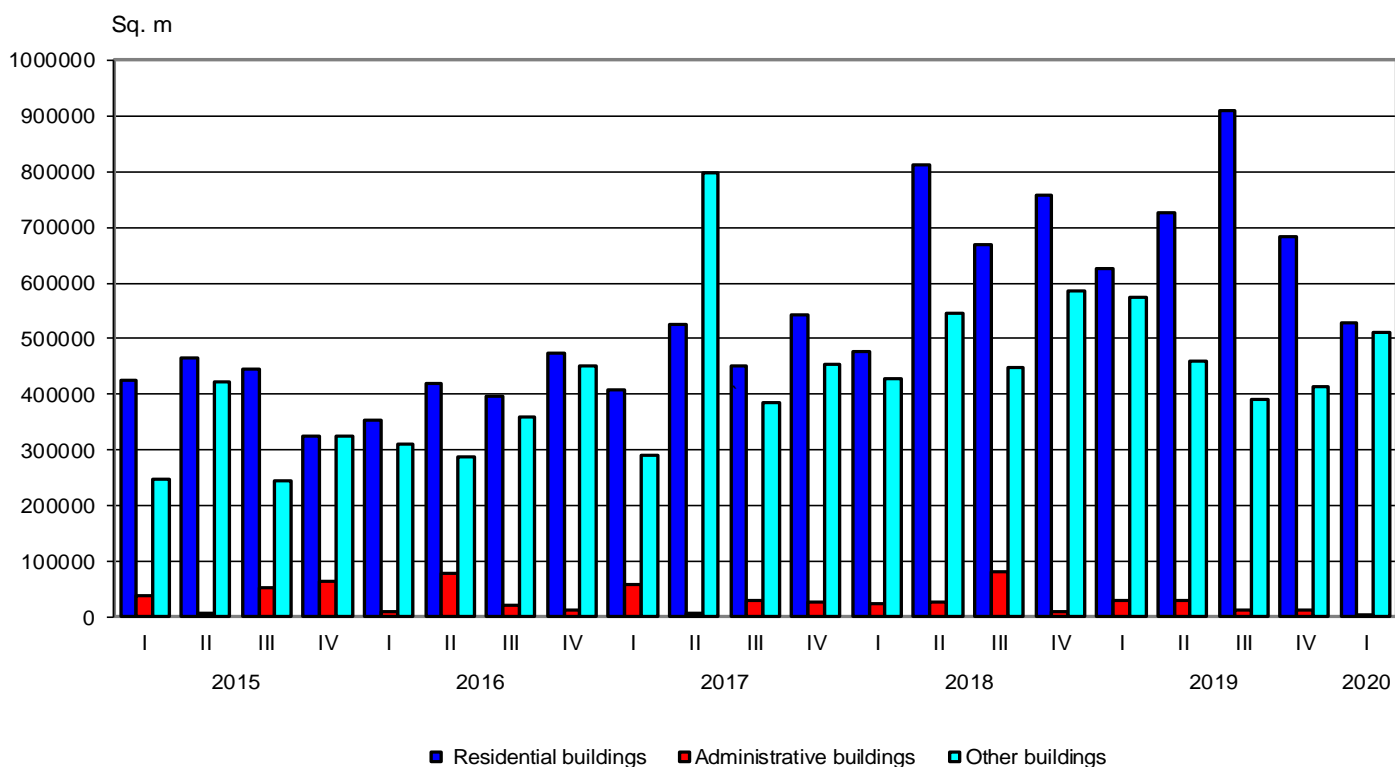
As compared to the previous quarter the started residential buildings decreased by 14.7%, their dwellings - by 22.8%, and the gross building area - by 22.4%. The number of started administrative buildings grew by 9.1%, but their gross building area declined by 58.6%. The started other buildings fell by 11.2%, while their gross building area increased by 23.2%.

Figure 3. Started construction of new buildings by type and quarter



As compared to the first quarter of 2019 the started new residential buildings decreased by 2.8%, their dwellings - by 0.6% and their gross building area - by 15.4%. The number of started administrative buildings and their gross building area registered a drop by 29.4% and 84.1% respectively. The started other buildings fell by 15.4% and their gross building area - by 11.0%.

Figure 4. Started construction - gross building area by type of buildings and quarter



The construction of the highest number of new buildings were started in the following districts: Plovdiv - 146 residential buildings and 70 other buildings; Sofia (stolitsa) - 136 residential buildings, 4 administrative buildings and 22 other buildings; Stara Zagora - 52 residential buildings and 76 other buildings; Burgas - 94 residential buildings and 32 other buildings; Varna - 76 residential buildings and 18 other buildings (Annex, Table 2).

Methodological notes

The quarterly statistical survey of permits issued for construction collects information about building permits, issued by municipal authorities as well as for the started construction of new buildings according to their type and gross building area. This information may be used as an indicator of future construction activity of enterprises in the country.

Type of buildings is classified according to the Classification of types of construction (CC) and is divided into:

- Residential - buildings for which the useful floor area is mostly used for permanent residential habitation.
- Non-residential - buildings for various purposes, including:
 - administrative - offices and buildings for administrative work of departments and other organizations and associations (representative buildings - banks, post offices, government department offices, conference and congress centres, low courts, municipalities);
 - other buildings - buildings used for different activities: production, trade, transport, education, cultural, sports, agriculture, health, recreation and facilities for short stay (hotels, motels, rest houses, huts and others).

Gross building area - a sum of all floors areas in external dimensions.

Annex

Table 1

Building permits issued for construction of new buildings in the first quarter of 2020¹

Districts	Residential buildings			Administrative buildings		Other buildings	
	Number	Number of dwellings	Gross building area - sq. m	Number	Gross building area - sq. m	Number	Gross building area - sq. m
Total	1351	6317	815293	22	64183	883	472160
Blagoevgrad	79	187	26695	35	19977
Burgas	87	676	68321	-	-	42	26396
Varna	153	680	91023	30	25645
Veliko Tarnovo	20	98	9818	-	-	30	7167
Vidin	-	-	3	1173
Vratsa	14	59	8131	27	9180
Gabrovo	15	66	9089	12	10389
Dobrich	28	36	4160	-	-	23	13458
Kardzhali	21	236	31817	10	9731
Kyustendil	36	46	5806	28	20836
Lovech	10	10	2236	-	-	19	7060
Montana	8	48	5776	-	-	8	14689
Pazardzhik	81	123	19073	35	9138
Pernik	34	66	10182	36	4999
Pleven	11	55	4961	19	17301
Plovdiv	201	701	85995	9	14688	101	49182
Razgrad	3	3	579	-	-	27	9022
Ruse	24	51	9111	-	-	47	17630
Silistra	12	10	2961	-	-	21	6796
Sliven	29	50	6853	-	-	53	12977
Smolyan	-	-	20	3389
Sofia	113	122	20252	-	-	45	29025
Sofia (stolitsa)	227	2512	334220	24	39479
Stara Zagora	63	174	23085	-	-	98	45732
Targovishte	12	40	3967	-	-	4	1532
Haskovo	28	136	16195	-	-	27	11359
Shumen	28	103	11255	-	-	42	36344
Yambol	10	23	2719	-	-	17	12554

¹ ‘..’ - Confidential data.

‘-’ - No case.

Table 2

Building construction started in the first quarter of 2020¹

Districts	Residential buildings			Administrative buildings		Other buildings	
	Number	Number of dwellings	Gross building area - sq. m	Number	Gross building area - sq. m	Number	Gross building area - sq. m
Total	847	4454	529686	12	4873	545	510416
Blagoevgrad	41	88	12340	20	17902
Burgas	94	617	66772	32	84075
Varna	76	661	73676	18	23263
Veliko Tarnovo	14	116	15103	-	-	20	10137
Vidin	-	-	3	2393
Vratsa	-	-	7	1395
Gabrovo	8	58	7524	-	-	11	4793
Dobrich	32	77	9468	-	-	24	18048
Kardzhali	20	169	18162	-	-	5	7646
Kyustendil	4	4	803	-	-	7	11698
Lovech	9	10	1581	22	6102
Montana	4	4	1186	-	-	7	18267
Pazardzhik	48	85	15158	-	-	22	7327
Pernik	12	26	6815	-	-
Pleven	7	68	9961	15	5541
Plovdiv	146	387	48484	70	66645
Razgrad	4	4	759	-	-	11	4642
Ruse	14	61	7789	-	-	19	8480
Silistra	3	3	1032	-	-	8	7873
Sliven	22	47	7810	-	-	30	7588
Smolyan	-	-
Sofia	53	89	11879	31	48667
Sofia (stolitsa)	136	1596	174618	4	2688	22	46251
Stara Zagora	52	136	19795	-	-	76	12195
Targovishte	6	33	2811	5	12053
Haskovo	15	62	8090	-	-	23	37505
Shumen	15	15	3270	-	-	23	18950
Yambol	9	21	2395	-	-	9	17690

¹ ‘..’ - Confidential data.

‘-’ - No case.