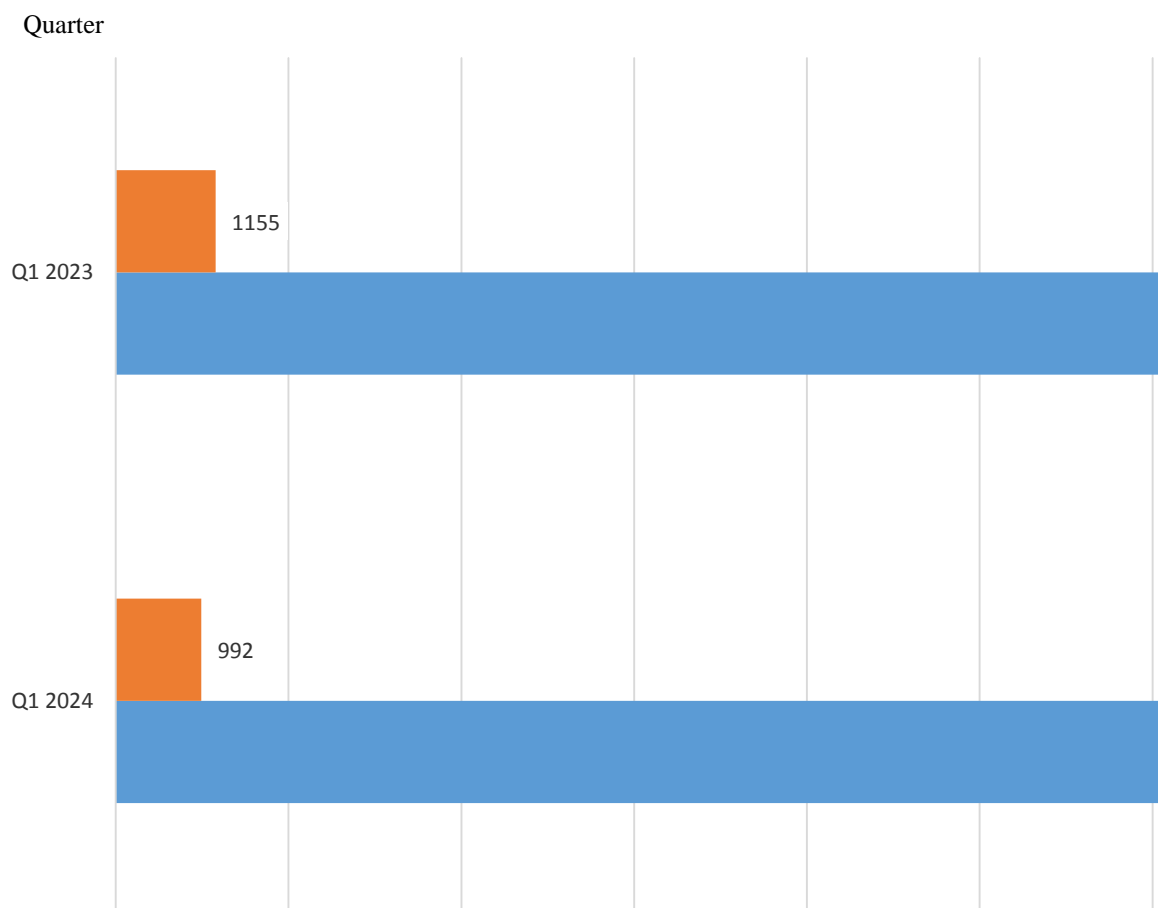


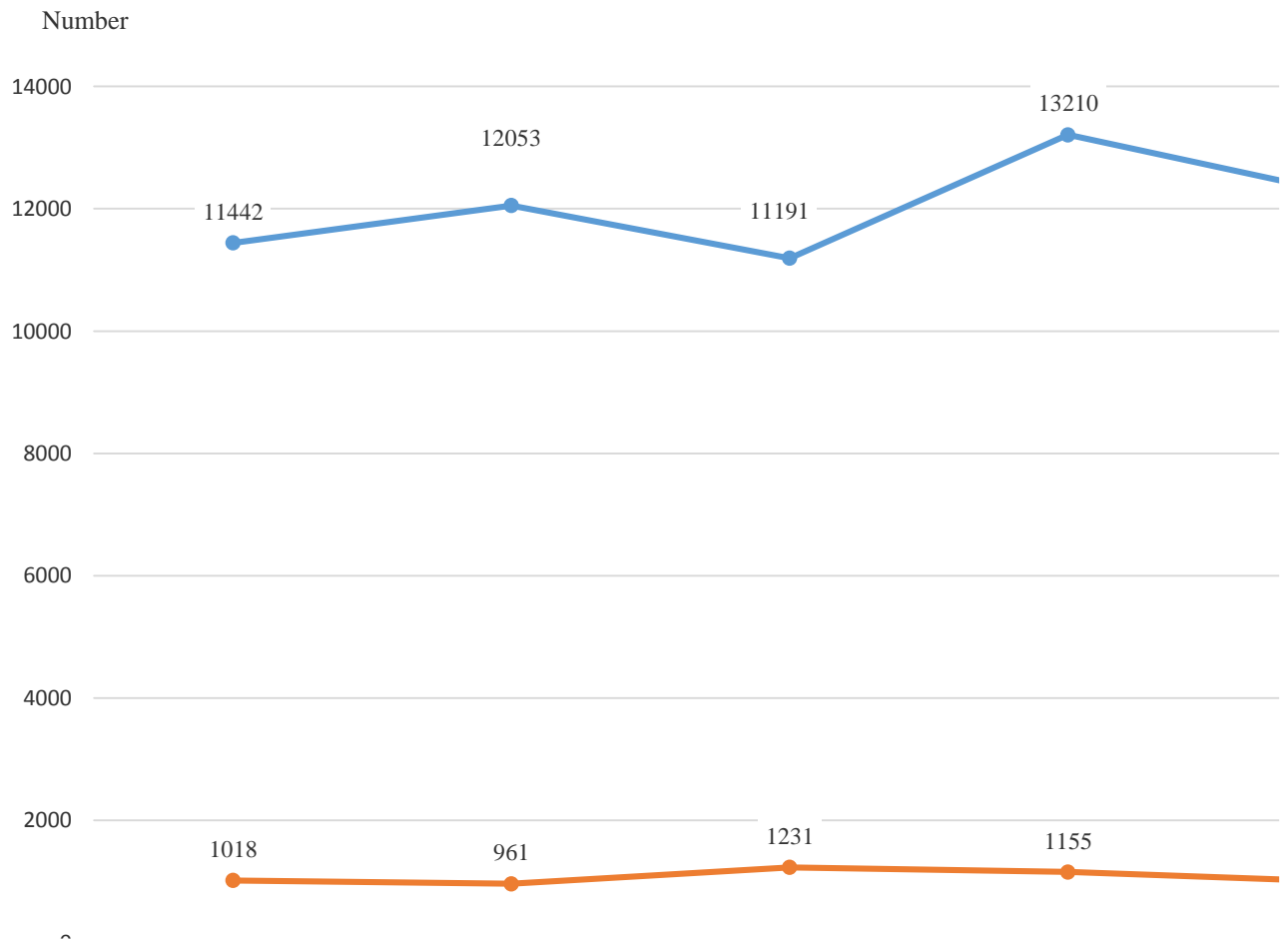
## REGISTRATIONS AND BANKRUPTCIES OF LEGAL ENTITIES IN THE FIRST QUARTER OF 2024

In the first quarter of 2024, the newly registered legal entities in the country were 12 229, and those declared bankrupt - 992. Compared to the same quarter of 2023, the total number of newly registered decreased by 7.4%, and that of bankrupts - by 14.1%.

**Figure 1. Number of registrations and bankruptcies of legal entities in the first quarter of 2023 and 2024**

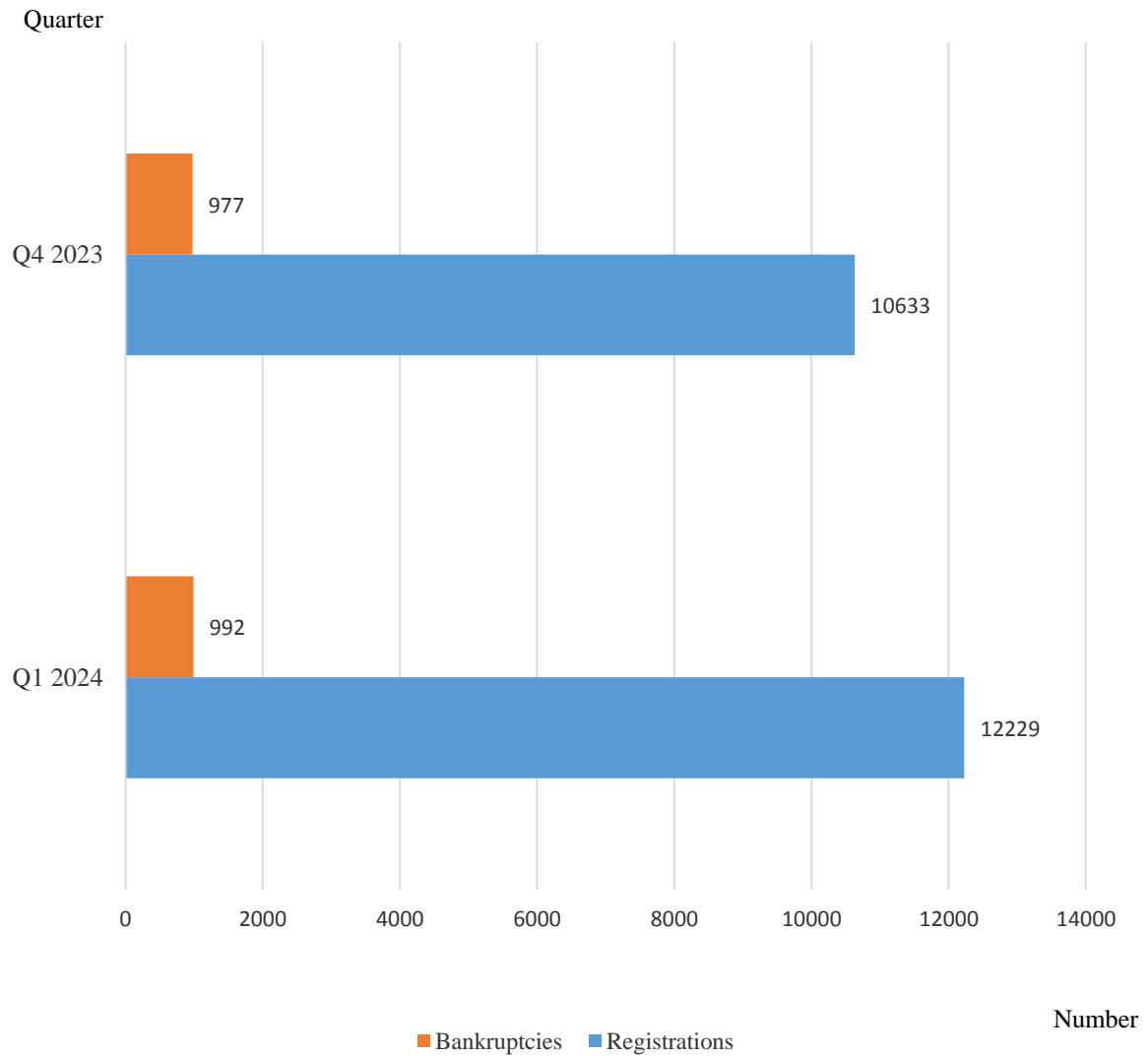


**Figure 2. Number of registrations and bankruptcies of legal entities in the first quarter in the period 2020 - 2024**



Compared to the fourth quarter of 2023, newly registered legal entities increased by 13.1%, and those declared bankruptcy - by 1.5%.

**Figure 3. Number of registrations and bankruptcies of legal entities in the fourth quarters of 2023 and the first quarter of 2024**



## Distribution of newly registered and bankrupt legal entities by sector

The distribution by economic sectors shows that the relative share of newly registered legal entities is the largest in sector G ‘Trade; car and motorcycle repair’ - 88.4% of all newly registered units in the first quarter of 2024. Among the companies declared bankrupt, the largest number again fall into sector G ‘Trade; repair of cars and motorcycles’ - 78.3% of the total number of bankrupt legal entities for the same period.

### 1. Number of newly registered and those declared bankruptcy legal entities in the first quarter of 2024 by economic sectors

Economic sector	Registrations	Bankruptcies	Description
Industry	122	43	B,C,D,E
Construction	233	28	F41,F42,F43
Wholesale and retail trade; repair of motor vehicles and motorcycles	10812	777	G45,G46,G47
Transportation and storage	104	23	H49,H50,H51,H52,H53
Accommodation and food service activities	124	14	I55,I56
Information and communication	117	12	J58,J59,J60,J61,J62,J63
Financial and insurance activities; real estate activities; professional, scientific and technical activities; administrative and support service activities	433	80	K,L,M,N
Education; human health and social work activities	284	15	P,Q,R,S95,S96

### Methodological notes

The quarterly business demography of registrations and bankruptcies of legal entities is related to certain demographic events - date of establishment of the legal entity, date of declaration in bankruptcy proceedings, date of declaration of bankruptcy and date of declaration of liquidation. The data is presented in absolute values according to selected sections of the Classification of Economic Activities (NACE - 2008)<sup>1</sup>, according to the requirements of Regulation 2019/2152 of the European Parliament and of the Council of November 27, 2019, on European business statistics.

A legal unit is a legal entity under public or private law. This legal entity can be:

- A legal entity whose existence is recognized by law regardless of the persons or institutions that own it or are members;
- A natural person who, as an independent person, exercises economic activity. In order to exist, it must be legally registered with the competent administrative authorities (Commercial Register and Register of Non-Profit Legal Entities, Bulstat Register and others).

<sup>1</sup> <https://www.nsi.bg/sites/default/files/files/publications/KID-2008.pdf>