



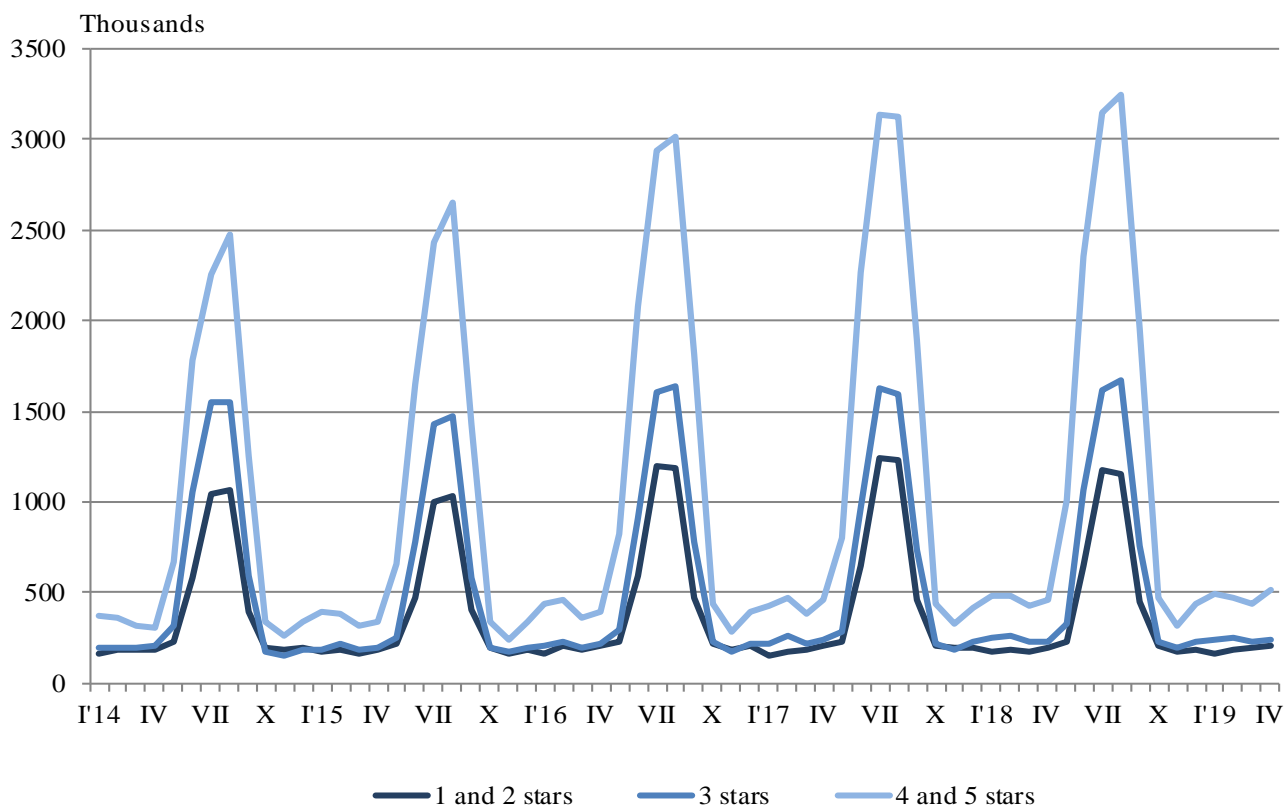
## ACTIVITY OF ACCOMMODATION ESTABLISHMENTS IN APRIL 2019

In April 2019, 2 052 accommodation establishments - hotels, motels, camping sites, mountain chalets and other establishments for short-term accommodation with more than 10 bed-places were functioned in the country (Annex, Table 1). The total number of the rooms in them was 74.6 thousand and the bed-places were 157.9 thousand. In comparison with April 2018, the total number of accommodation establishments (functioned during the period) increased by 0.7%, and the bed-places in them - by 10.0%.

The total number of the nights spent in all accommodation establishments registered in April 2019 was 962.7 thousand, or by 7.6% more in comparison with the same month of the previous year, as the greatest increase (by 12.3%) was observed in 4 and 5 stars accommodation establishments.

In April 2019, 77.0% of all nights spent by foreign citizens and 36.9% of all nights spent by Bulgarians were realized in 4 and 5 stars hotels. In 3 stars accommodation establishments were spent 15.1% of all nights by foreigners and 31.7% of all nights by Bulgarian residents, while in the rest of accommodation establishments (with 1 and 2 stars) they were 7.9% and 31.4% respectively.

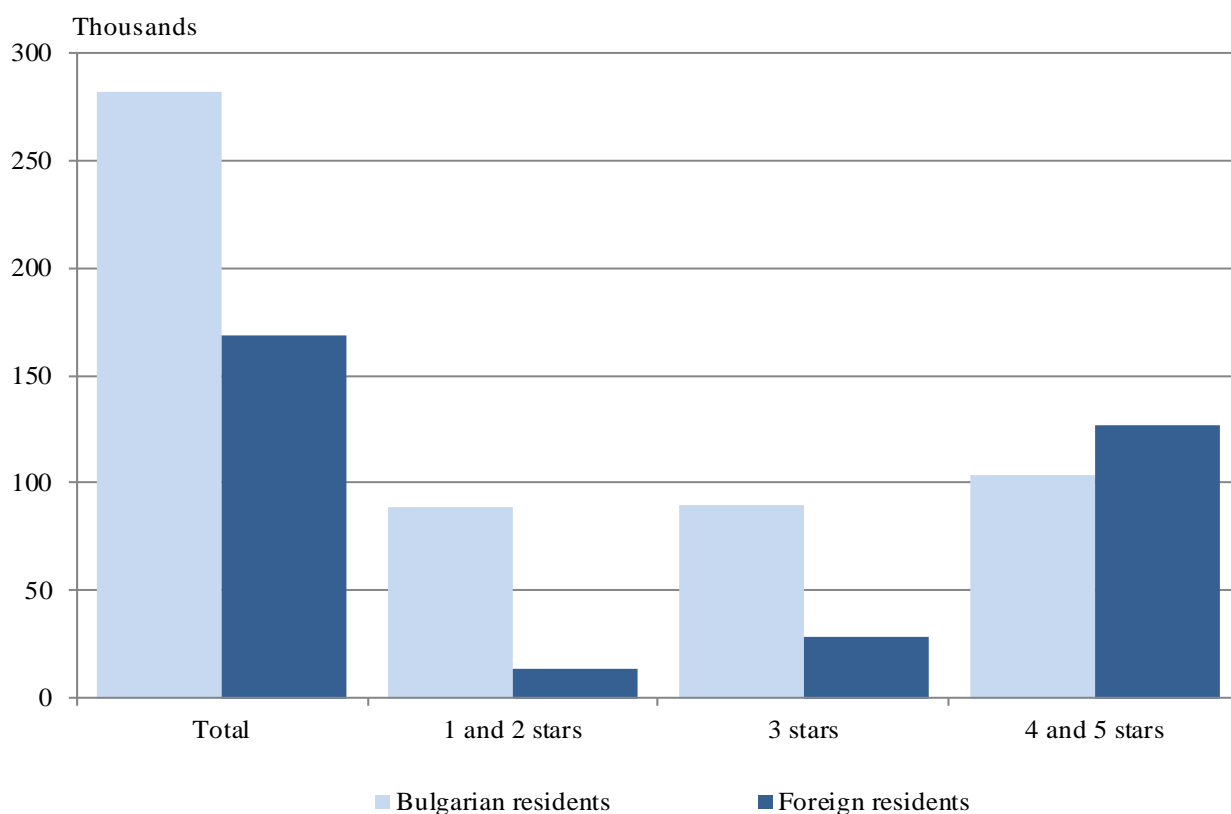
**Figure 1. The nights spent in accommodation establishments by categories and months**





In April 2019, the number of arrivals in all accommodation establishments increased by 4.3% compared to the same month of 2018 and reached 450.7 thousand, as an increase was registered for both Bulgarians and foreigners by 4.3% and by 4.2% respectively. Bulgarians spent the nights in accommodation establishments in April 2019 were 281.8 thousand and spent 2.0 nights on the average. The arrivals of foreigners were 168.9 thousand, and had on average 2.4 nights, as 75.1% of them spent nights in hotels with 4 and 5 stars.

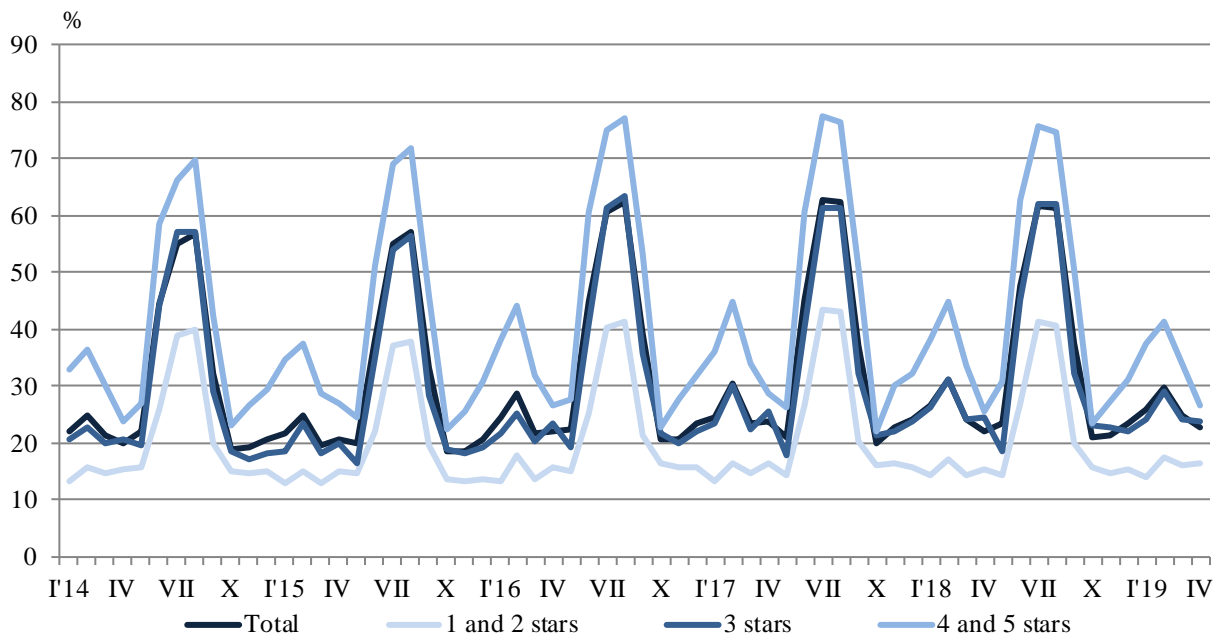
**Figure 2. Arrivals in accommodation establishments by categories in April 2019**



In April 2019, the total occupancy of the bed-places in accommodation establishments was 22.9%, as increased by 0.9 percentage points compared to April 2018. The highest was occupancy of the bed-places in 4 and 5 stars accommodation establishments - 26.6%, followed by 3 stars accommodation establishments - 23.8%, and with 1 and 2 stars - 16.5%.

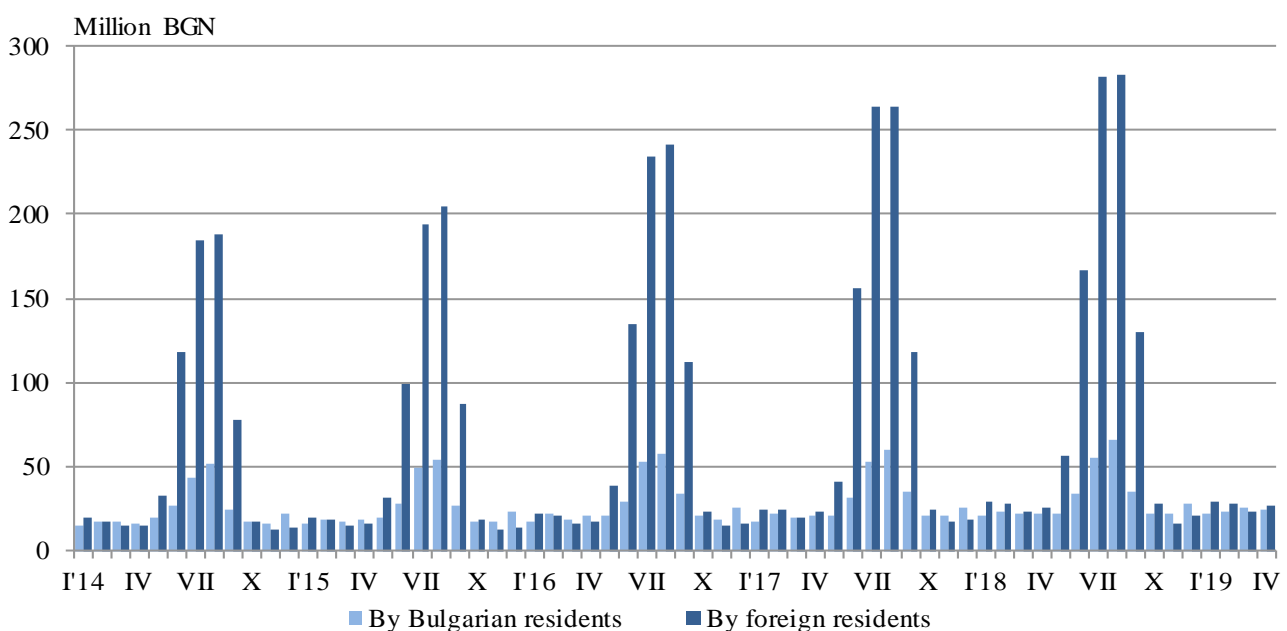


**Figure 3. The occupation of the bed-places in accommodation establishments by categories and months**



The total revenues from nights spent in April 2019 reached 51.7 million BGN or by 9.9% more compared to April 2018. An increase in revenues from both Bulgarians by 14.5% and foreigners by 6.0% was registered.

**Figure 4. The revenues from nights spent in accommodation establishments by months**





## Methodological notes

Since 2012 the statistical survey on **accommodation establishments** has been carried out monthly in compliance with the Regulation 692/2011 of the European Parliament and of the Council concerning European statistics on tourism and the Regulation 1051/2011 of the Commission implementing Regulation 692/2011 of the European Parliament and of the Council concerning European statistics on tourism, as regards the structure of the quality reports and the transmission of the data.

All categorized hotels, camping sites and other types of accommodation establishments with more than 10 bed-places in use during the reporting period were included in the observation.

The indicator **other accommodation establishments** include the holiday settlements, hostels, guests houses, bungalows, rest houses, mountain chalets, private rooms and flats and other establishments for short accommodation.

**Available Bed Capacity** is the maximum number of bed-places on offer for each day of the reference month.

In the **revenues from nights spent** in accommodation establishments are included the sums paid by the guests, without the extra services.

Annex

Table 1

Activity of accommodation establishments in April 2019<sup>1</sup>

Districts	Establishments - in numbers	Bed-places - in numbers	Available bed-nights - in numbers	Nights spent - in numbers		Arrivals in accommodation establishments - in numbers		Revenues from nights spent - Thousand BGN	
				Total	Of which: By foreigners	Total	Of which: Foreigners	Total	Of which: By foreigners
<b>Total</b>	<b>2052</b>	<b>157880</b>	<b>4200017</b>	<b>962713</b>	<b>408471</b>	<b>450653</b>	<b>168878</b>	<b>51730</b>	<b>27157</b>
Blagoevgrad	170	12913	359607	81476	18608	36084	7229	3793	1060
Burgas	118	22346	494104	85822	55556	33361	18054	4503	3025
Varna	207	37452	868488	158064	114945	58647	37332	8251	6204
Veliko Tarnovo	117	4905	143478	34228	7797	19237	5412	1324	398
Vidin	28	834	24733	6699	1013	4106	738	302	49
Vratsa	24	857	25191	6186	870	2620	321	162	31
Gabrovo	58	3053	88495	19027	1738	10660	786	610	89
Dobrich	68	9323	266498	49393	32317	17245	9621	2857	1930
Kardzhali	36	1153	34590	5532	1170	3927	794	235	61
Kyustendil	72	2571	77130	12622	1702	7421	1020	427	..
Lovech	67	3534	101099	21610	1950	10431	797	754	69
Montana	24	1131	33510	4893	482	2627	224	174	25
Pazardzhik	51	4222	122004	42607	4424	18194	1354	2366	285
Pernik	12	483	14490	1897	329	1557	182	72	..
Pleven	22	1180	35400	6922	1391	4208	678	304	101
Plovdiv	204	9706	285139	87078	22335	45396	10370	4436	1366
Razgrad	16	678	20340	4163	873	2261	462	173	51
Ruse	52	2073	59148	14550	3772	8679	2202	756	236
Silistra	25	777	23090	4284	448	2795	272	163	18
Sliven	56	2012	59253	7213	1411	4266	566	304	90
Smolyan	235	9429	257936	39295	1587	17410	883	1501	75
Sofia	85	6960	202685	37445	3728	18363	1933	1506	181
Sofia (stolitsa)	122	12185	365520	166708	116897	93820	62367	13877	10972
Stara Zagora	49	3566	103059	31388	3707	11320	1475	1500	247
Targovishte	17	683	20490	4805	1571	2386	412	201	77
Haskovo	35	1579	47280	16901	5557	6977	2651	713	330
Shumen	62	1602	47610	8523	1538	4982	477	323	61
Yambol	20	673	19650	3382	755	1673	266	143	35

<sup>1</sup> In use.

‘..’ - Confidential data.