



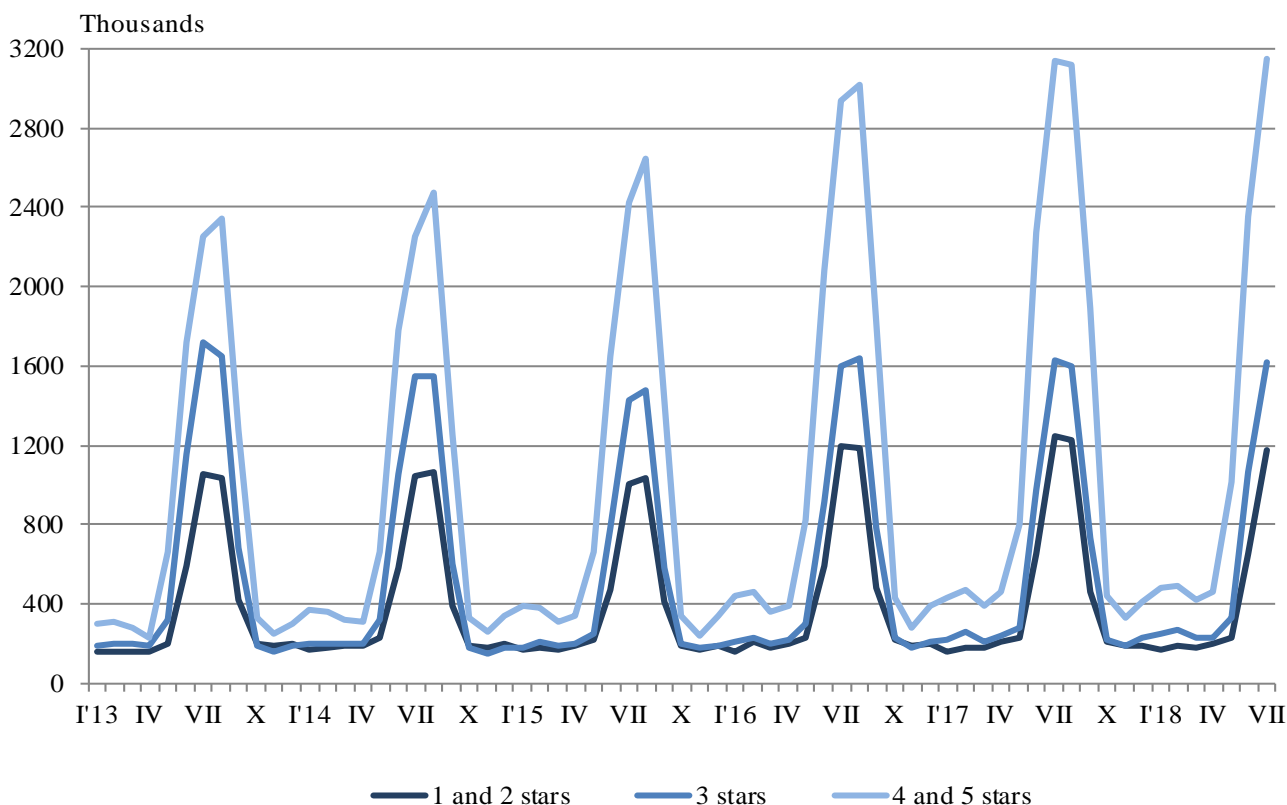
ACTIVITY OF ACCOMMODATION ESTABLISHMENTS IN JULY 2018

In July 2018, 3 206 accommodation establishments - hotels, motels, camping sites, mountain chalets and other establishments for short-term accommodation with more than 10 bed-places were functioned in the country (Annex, Table 1). The total number of the rooms in them was 136.4 thousand and the bed-places were 312.8 thousand. In comparison with July 2017, the total number of accommodation establishments (functioned during the period) increased by 3.0% while the bed-places in them decreases by 2.5%.

The total number of the nights spent in all accommodation establishments registered in July 2018 was 5 945.3 thousand, or by 1.1% less in comparison with the same month of the previous year, as the greatest decrease (by 5.4%) was observed in 1 and 2 stars accommodation establishments.

In July 2018, 62.2% of all nights spent by foreign citizens and 24.3% of all nights spent by Bulgarians were realized in 4 and 5 stars hotels. In 3 stars accommodation establishments were spent 27.4% of all nights by foreigners and 26.4% of all nights by Bulgarian residents, while in the rest of accommodation establishments (with 1 and 2 stars) they were 10.4% and 49.3% respectively.

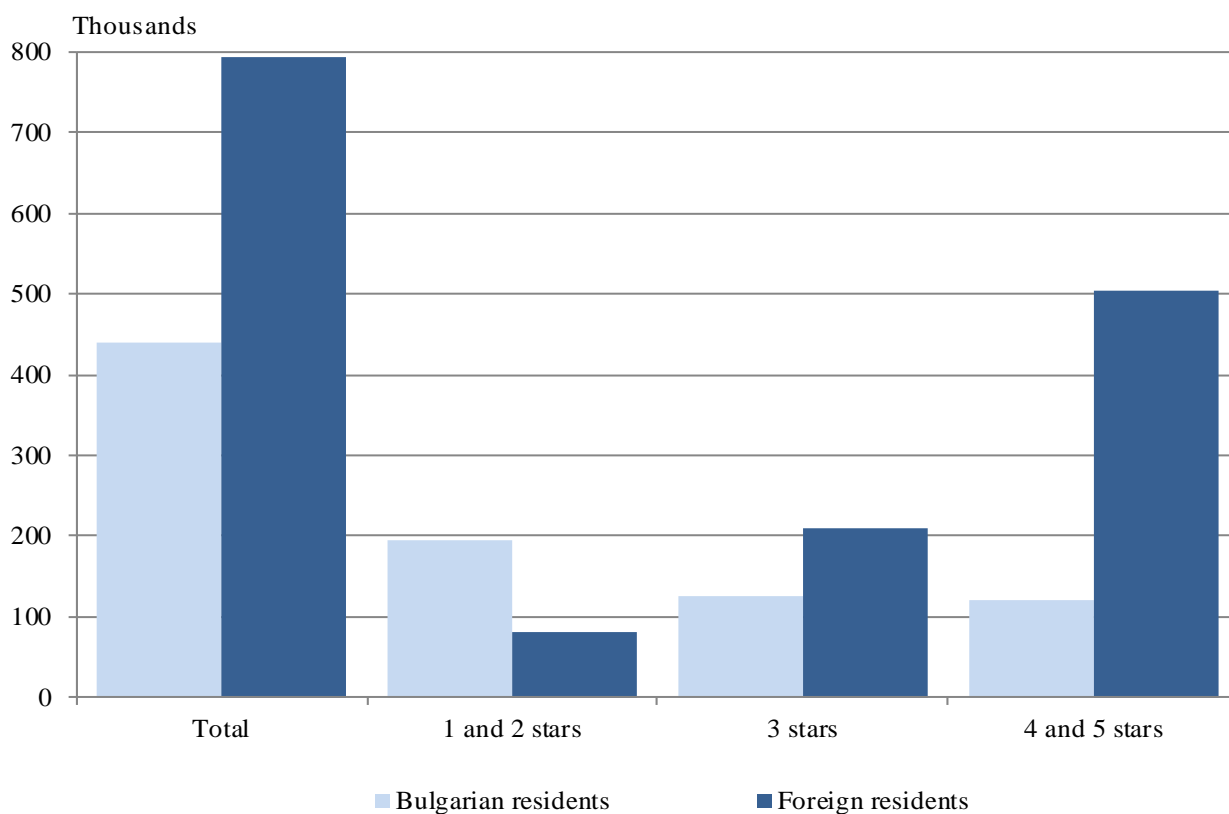
Figure 1. The nights spent in accommodation establishments by categories and months





In July 2018, the number of arrivals in all accommodation establishments increased by 1.1% compared to the same month of 2017 and reached 1 233.3 thousand, as an increase was registered for foreigners by 4.0% and decrease by 3.7% for Bulgarians. Bulgarians spent the nights in accommodation establishments in July 2018 were 439.9 thousand and spent 3.3 nights on the average. The arrivals of foreigners were 793.4 thousand, as 63.5% of them spent nights in hotels with 4 and 5 stars. On the average 5.7 nights were spent by foreigners.

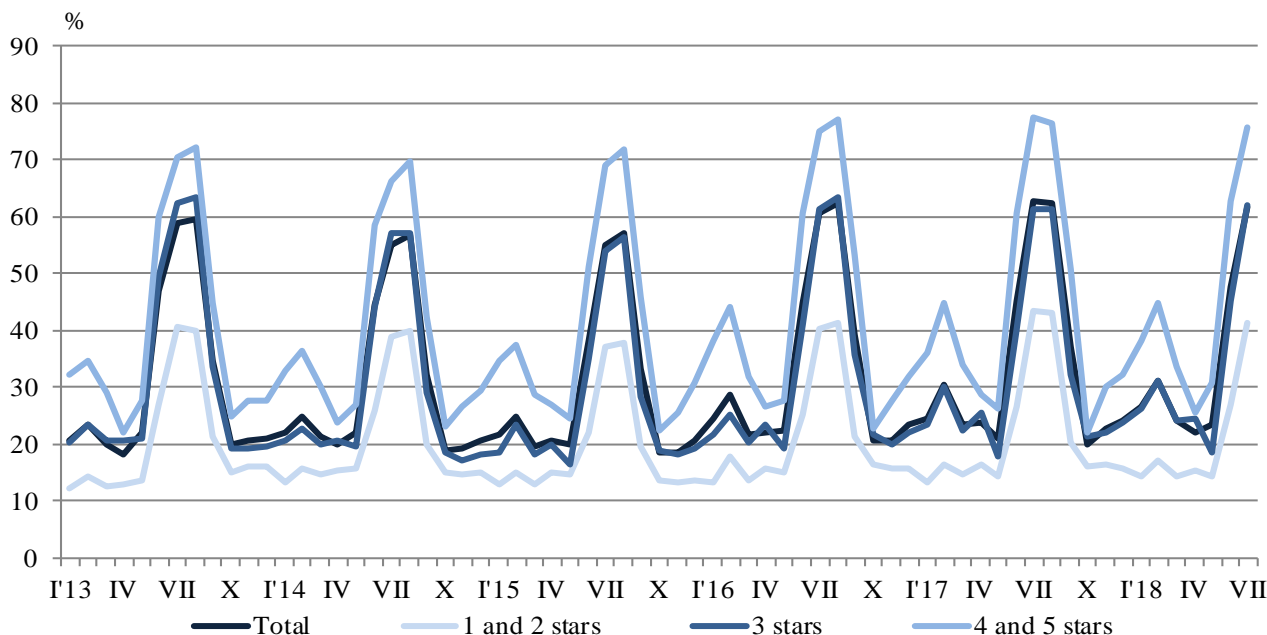
Figure 2. Arrivals in accommodation establishments by categories in July 2018



In July 2018, the total occupancy of the bed-places in accommodation establishments was 61.8%, as compared to July 2017 decreased by 1.0 percentage point. The highest was occupancy of the bed-places in 4 and 5 stars accommodation establishments - 75.8%, followed by 3 stars accommodation establishments - 61.9%, and with 1 and 2 stars - 41.3%.

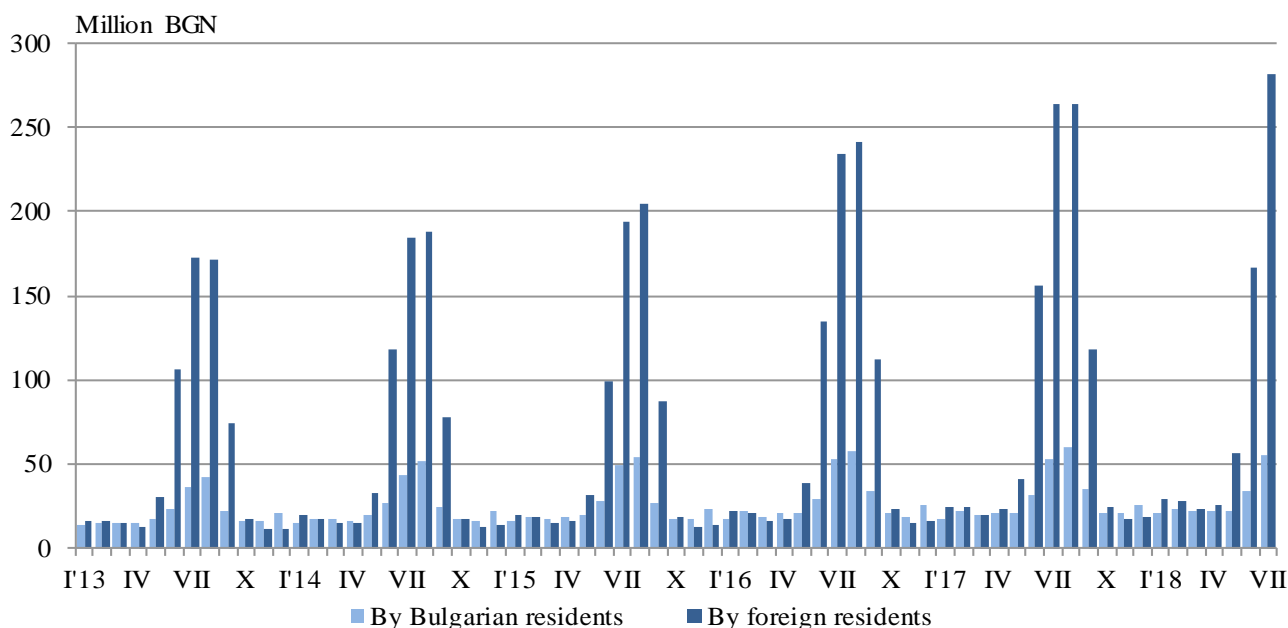


Figure 3. The occupation of the bed-places in accommodation establishments by categories and months



The total revenues from nights spent in July 2018 reached 336.1 million BGN or by 6.0% more compared to July 2017. An increase in revenues was registered from both foreigners - by 6.5% and Bulgarians - by 3.9%.

Figure 4. The revenues from nights spent in accommodation establishments by months





Methodological notes

Since 2012 the statistical survey on **accommodation establishments** has been carried out monthly in compliance with the Regulation 692/2011 of the European Parliament and of the Council concerning European statistics on tourism and the Regulation 1051/2011 of the Commission implementing Regulation 692/2011 of the European Parliament and of the Council concerning European statistics on tourism, as regards the structure of the quality reports and the transmission of the data.

All categorized hotels, camping sites and other types of accommodation establishments with more than 10 bed-places in use during the reporting period were included in the observation.

The indicator **other accommodation establishments** include the holiday settlements, hostels, guests houses, bungalows, rest houses, mountain chalets, private rooms and flats and other establishments for short accommodation.

Available Bed Capacity is the maximum number of bed-places on offer for each day of the reference month.

In the **revenues from nights spent** in accommodation establishments are included the sums paid by the guests, without the extra services.



Annex

Table 1

Activity of accommodation establishments in July 2018¹

Districts	Establishments - in numbers	Bed- places - in numbers	Available bed-nights - in numbers	Nights spent - in numbers		Arrivals in accommodation establishments - in numbers		Revenues from nights spent - Thousand BGN	
				Total	Of which: By foreigners	Total	Of which: Foreigners	Total	Of which: By foreigners
Total	3206	312847	9618837	5945300	4502280	1233322	793429	336138	281314
Blagoevgrad	193	13376	404264	99365	29025	41152	10808	4241	1434
Burgas	811	120527	3713007	2840100	2300454	453550	345246	159263	139145
Varna	455	70742	2192701	1537702	1321844	265808	214264	95017	87186
Veliko Tarnovo	118	5008	155148	41826	12083	22550	8972	1451	578
Vidin	28	815	24374	6710	2027	4483	1568	257	83
Vratsa	26	873	26481	7458	1643	3342	579	173	44
Gabrovo	70	3569	105126	25856	2674	12171	1196	769	104
Dobrich	172	29595	912968	715912	578551	120510	90065	41845	34884
Kardzhali	35	1122	34782	8040	2027	4976	1198	320	97
Kyustendil	83	3177	97947	21970	..	13094	2372	706	..
Lovech	74	3830	115750	32609	1812	14807	997	1110	79
Montana	26	1179	36409	10626	528	3723	249	282	25
Pazardzhik	56	4489	133038	69975	11327	22079	2142	2753	601
Pernik	13	484	15004	2788	..	1714	256	85	..
Pleven	24	1251	35702	7747	1791	4826	1205	309	115
Plovdiv	200	9612	296013	117171	49671	49456	17392	5387	2567
Razgrad	15	662	20522	4587	1349	3052	681	159	50
Ruse	48	1979	59779	18281	8158	10596	4322	887	433
Silistra	16	568	17538	4632	1499	3134	1078	165	52
Sliven	59	2016	62496	8740	2073	5264	1013	326	105
Smolyan	285	10599	326279	60217	8193	23561	2468	1933	327
Sofia	96	7492	227033	63611	12428	23728	4293	2147	533
Sofia (stolitsa)	121	12059	372591	179389	135448	100592	75219	14302	11966
Stara Zagora	51	3494	100805	32743	4718	11260	2187	1188	315
Targovishte	17	652	20198	3609	613	2209	393	159	34
Haskovo	32	1446	44724	13783	5792	5663	2115	514	235
Shumen	63	1571	48249	7302	1413	4465	850	286	59
Yambol	19	660	19909	2551	589	1557	301	104	28

¹ In use.

'..' - Confidential data.