



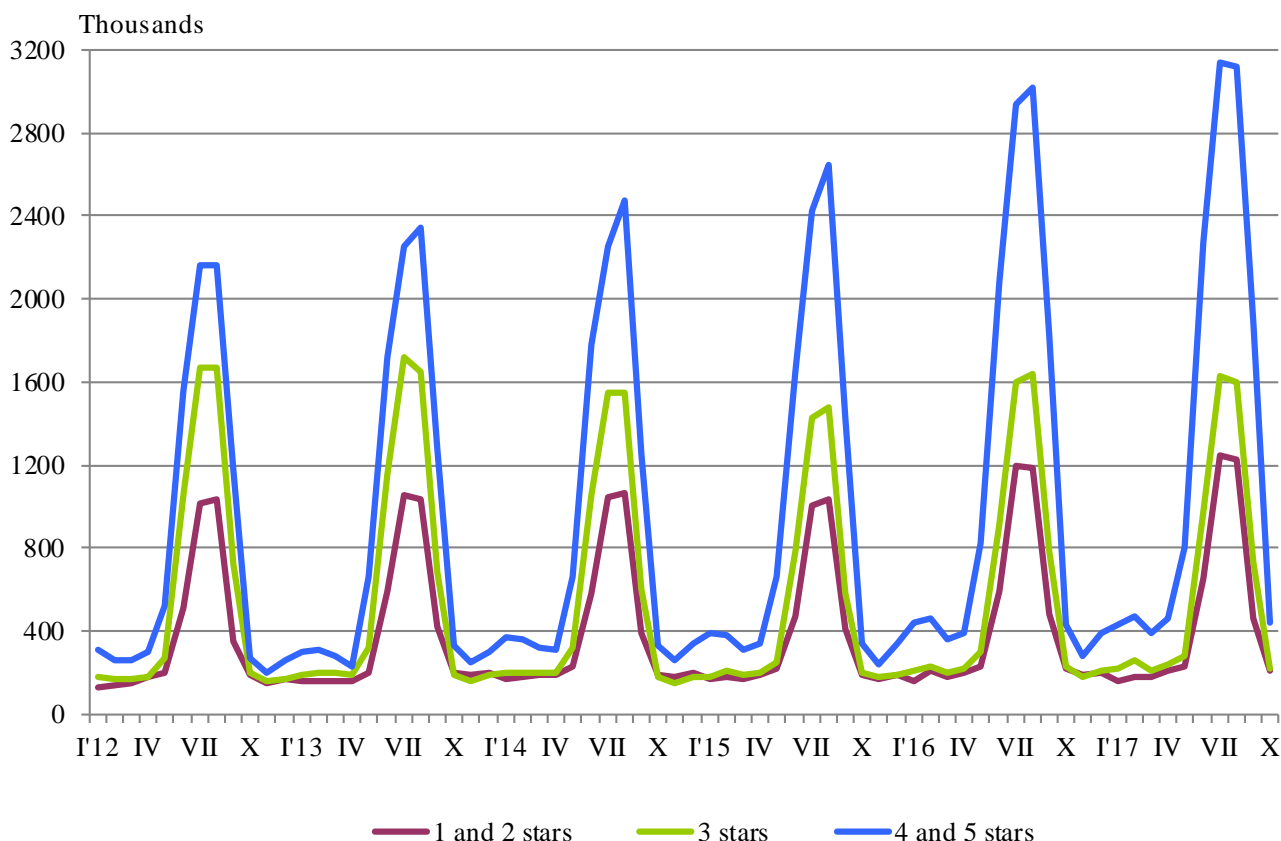
ACTIVITY OF ACCOMMODATION ESTABLISHMENTS IN OCTOBER 2017

In October 2017, 1 959 accommodation establishments - hotels, motels, camping sites, mountain chalets and other establishments for short-term accommodation with more than 10 bed-places were functioned in the country (Annex, Table 1). The total number of the rooms in them was 73.0 thousand and the bed-places were 154.5 thousand. In comparison with October 2016, the total number of accommodation establishments (functioned during the period) decreased by 3.1%, and the bed-places in them - by 3.6%.

The total number of the nights spent in all accommodation establishments registered in October 2017 was 864.7 thousand, or by 1.9% less in comparison with the same month of the previous year, as the greatest decrease (by 6.3%) was observed in 1 and 2 stars accommodation establishments.

In October 2017, 72.1% of all nights spent by foreign citizens and 35.3% of all nights spent by Bulgarians were realized in 4 and 5 stars hotels. In 3 stars accommodation establishments were spent 19.5% of all nights by foreigners and 30.0% of all nights by Bulgarian residents, while in the rest of accommodation establishments (with 1 and 2 stars) they were 8.4% and 34.7% respectively.

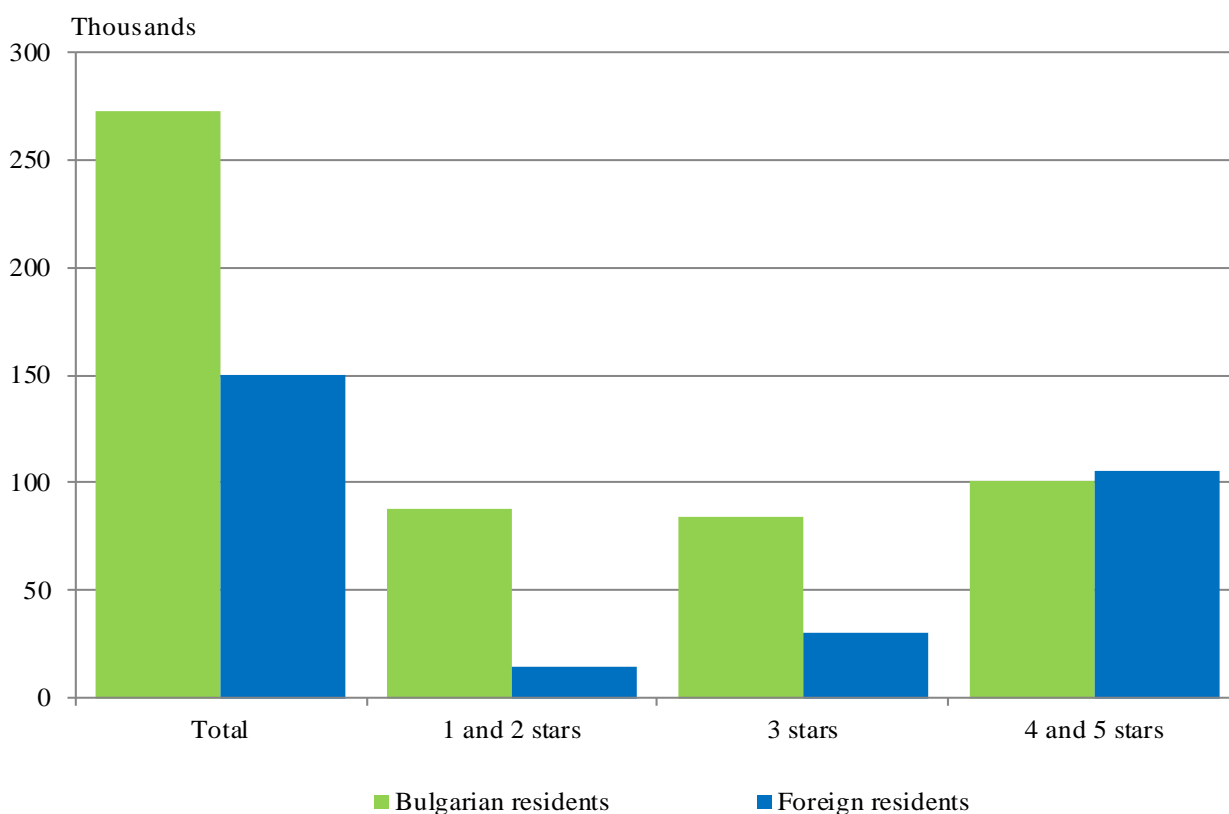
Figure 1. The nights spent in accommodation establishments by categories and months





In October 2017, the number of arrivals in all accommodation establishments decreased by 4.0% compared to the same month of 2016 and reached 422.2 thousand, as a decrease was registered by 5.1% for Bulgarians and by 2.1% for foreigners. Bulgarians spent the nights in accommodation establishments in October 2017 were 272.4 thousand and spent 1.9 nights on the average. The arrivals of foreigners were 149.8 thousand, as 70.3% of them spent nights in hotels with 4 and 5 stars. On the average 2.4 nights were spent by foreigners.

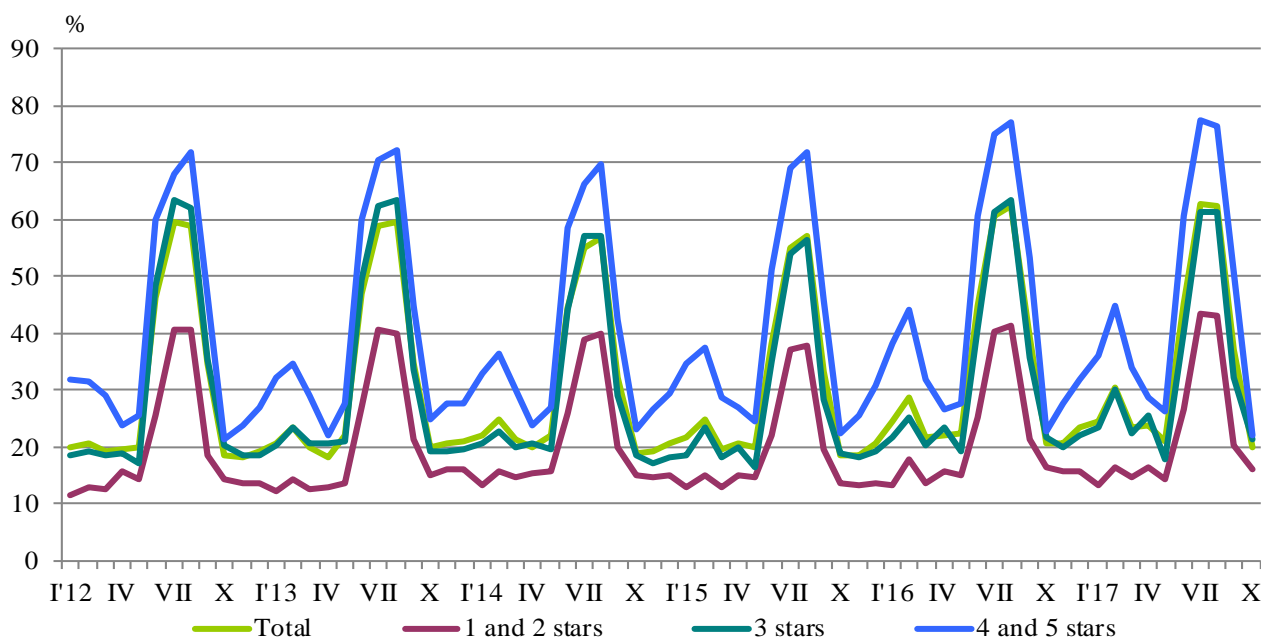
Figure 2. Arrivals in accommodation establishments by categories in October 2017



In October 2017, the total occupancy of the bed-places in accommodation establishments was 20.0%, as compared to October 2016 decreased by 0.6 percentage points. The highest was occupancy of the bed-places in 4 and 5 stars accommodation establishments - 22.0%, followed by 3 stars accommodation establishments - 21.2%, and with 1 and 2 stars - 16.1%.

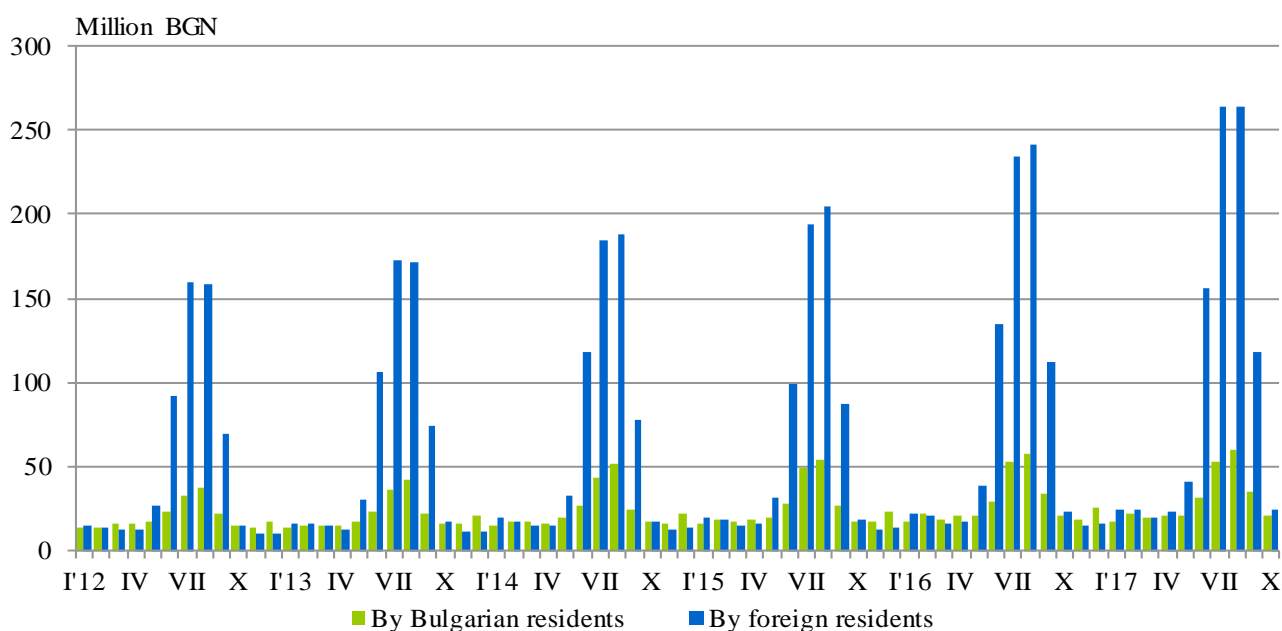


Figure 3. The occupation of the bed-places in accommodation establishments by categories and months



The total revenues from nights spent in October 2017 reached 44.8 million BGN or by 0.8% more compared to October 2016. An increase was registered in the revenues from foreign citizens - by 3.9%, while those from Bulgarians decreased by 2.6%.

Figure 4. The revenues from nights spent in accommodation establishments by months





Methodological notes

Since 2012 the statistical survey on **accommodation establishments** has been carried out monthly in compliance with the Regulation 692/2011 of the European Parliament and of the Council concerning European statistics on tourism and the Regulation 1051/2011 of the Commission implementing Regulation 692/2011 of the European Parliament and of the Council concerning European statistics on tourism, as regards the structure of the quality reports and the transmission of the data.

All categorized hotels, camping sites and other types of accommodation establishments with more than 10 bed-places in use during the reporting period were included in the observation.

The indicator **other accommodation establishments** include the holiday settlements, hostels, guests houses, bungalows, rest houses, mountain chalets, private rooms and flats and other establishments for short accommodation.

Available Bed Capacity is the maximum number of bed-places on offer for each day of the reference month.

In the **revenues from nights spent** in accommodation establishments are included the sums paid by the guests, without the extra services.



Annex

Table 1

Activity of accommodation establishments in October 2017¹

Districts	Establishments - in numbers	Bed-places - in numbers	Available bed-nights - in numbers	Nights spent - in numbers		Arrivals in accommodation establishments - in numbers		Revenues from nights spent - Thousand BGN	
				Total	Of which: By foreigners	Total	Of which: Foreigners	Total	Of which: By foreigners
Total	1959	154450	4315241	864659	357318	422165	149751	44805	24386
Blagoevgrad	188	12644	371128	74983	24067	39312	10867	3323	1281
Burgas	115	27369	705075	72951	40205	26286	10364	3853	2418
Varna	185	32493	749425	104675	59551	38523	16384	5313	3361
Veliko Tarnovo	109	4859	150514	26302	6750	16596	4869	1084	384
Vidin	24	785	21132	5799	1647	3579	610	221	72
Vratsa	27	899	26769	8973	2785	3414	610	267	107
Gabrovo	58	3173	91935	16050	2283	9281	889	548	116
Dobrich	56	8611	259784	31142	19236	10974	4852	1450	932
Kardzhali	32	974	29084	7126	1500	4321	857	235	66
Kyustendil	68	2857	88567	11721	1931	7227	1152	457	113
Lovech	73	3955	117572	19255	1224	9877	596	678	66
Montana	25	1151	35425	4520	343	2731	173	156	19
Pazardzhik	56	4468	134324	41525	4879	17616	1408	1959	279
Pernik	13	503	15593	2686	428	1225	220	80	22
Pleven	24	1225	34545	7619	1821	4148	803	345	141
Plovdiv	176	8998	277993	90051	30062	42832	11494	3881	1444
Razgrad	13	594	18414	2934	666	1870	365	113	34
Ruse	39	1691	50800	14245	4547	8381	2053	721	280
Silistra	12	509	15709	2187	568	1309	276	98	26
Sliven	52	1863	57729	6604	1046	4027	473	261	66
Smolyan	216	7910	244412	27428	2137	15583	1107	861	95
Sofia	97	7337	218783	36215	4602	20018	2276	1420	212
Sofia (stolitsa)	121	11864	367568	186895	132276	106181	71974	15119	12138
Stara Zagora	53	3456	102327	34827	6421	11812	1994	1301	389
Targovishte	16	644	19964	3515	650	2270	309	165	37
Haskovo	30	1261	38989	12298	3326	6523	1881	465	179
Shumen	57	1602	49652	7937	873	4609	534	262	40
Yambol	24	755	22029	4196	1494	1640	361	169	69

¹ In use.