



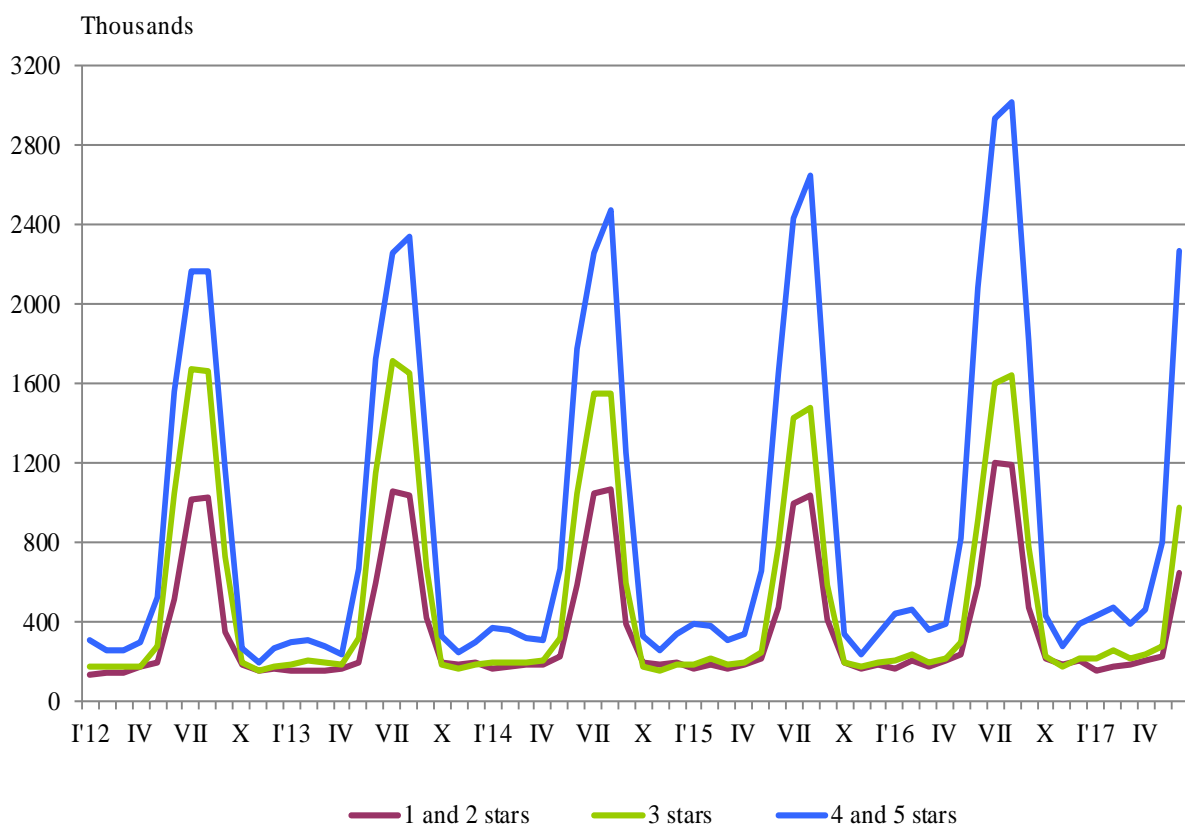
ACTIVITY OF ACCOMMODATION ESTABLISHMENTS IN JUNE 2017

In June 2017, 2 771 accommodation establishments - hotels, motels, camping sites, mountain chalets and other establishments for short-term accommodation with more than 10 bed-places were functioned in the country (Annex, Table 1). The total number of the rooms in them was 129.1 thousand and the bed-places were 294.9 thousand. In comparison with June 2016, the total number of accommodation establishments (functioned during the period) increased with 0.5%, and the bed-places in them - by 5.5%.

The total number of the nights spent in all accommodation establishments registered in June 2017 was 3 889.5 thousand, or by 8.5% more in comparison with the same month of the previous year, as the greatest increase (by 10.5%) was observed in 1 and 2 stars accommodation establishments.

In June 2017, 67.0% of all nights spent by foreign citizens and 28.1% of all nights spent by Bulgarians were realized in 4 and 5 stars hotels. In 3 stars accommodation establishments were spent 23.6% of all nights by foreigners and 29.6% of all nights by Bulgarian residents, while in the rest of accommodation establishments (with 1 and 2 stars) they were 9.4% and 42.3% respectively.

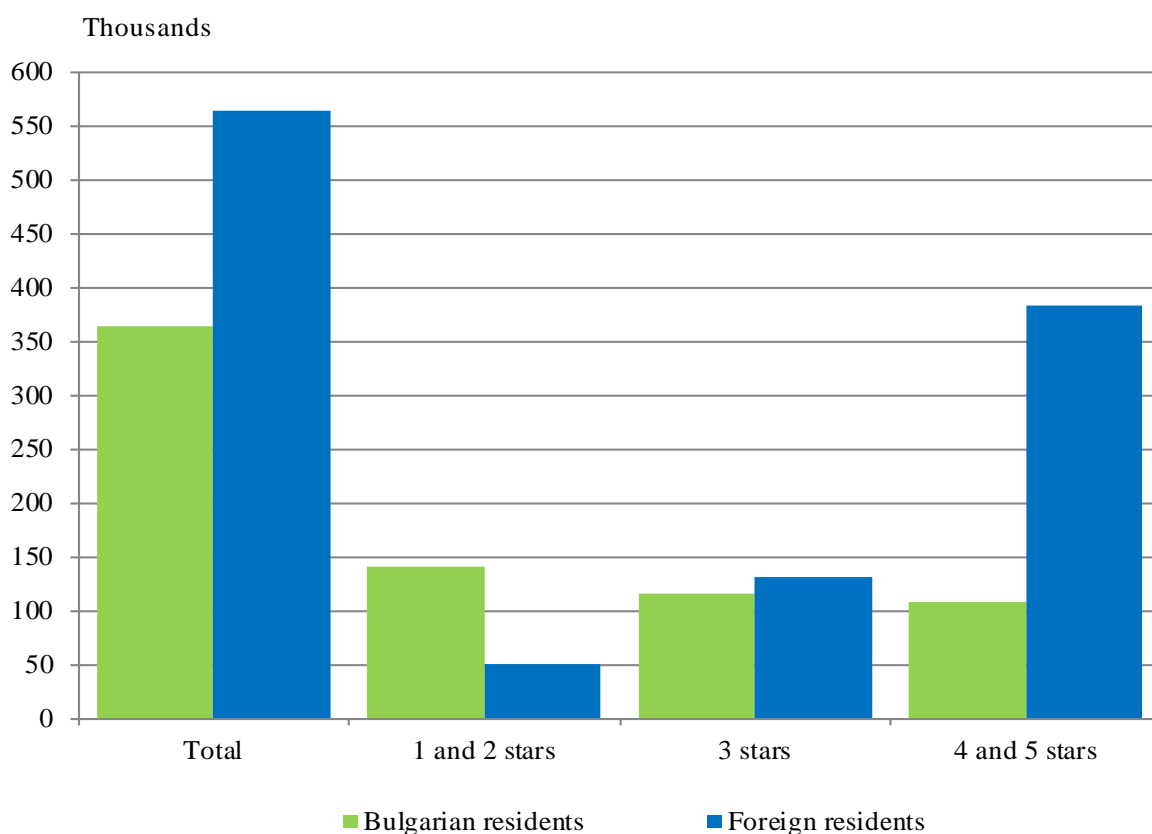
Figure 1. The nights spent in accommodation establishments by categories and months





In June 2017, the number of arrivals in all accommodation establishments increased by 9.8% compared to the same month of 2016 and reached 926.9 thousand, as increase by 14.3% for foreigners and by 3.4% for Bulgarians was registered. Bulgarians spent the nights in accommodation establishments in June 2017 were 363.9 thousand and spent 2.4 nights on the average. The arrivals of foreigners were 563.0 thousand, as 67.9% of them spent nights in hotels with 4 and 5 stars. On the average 5.3 nights were spent by foreigners.

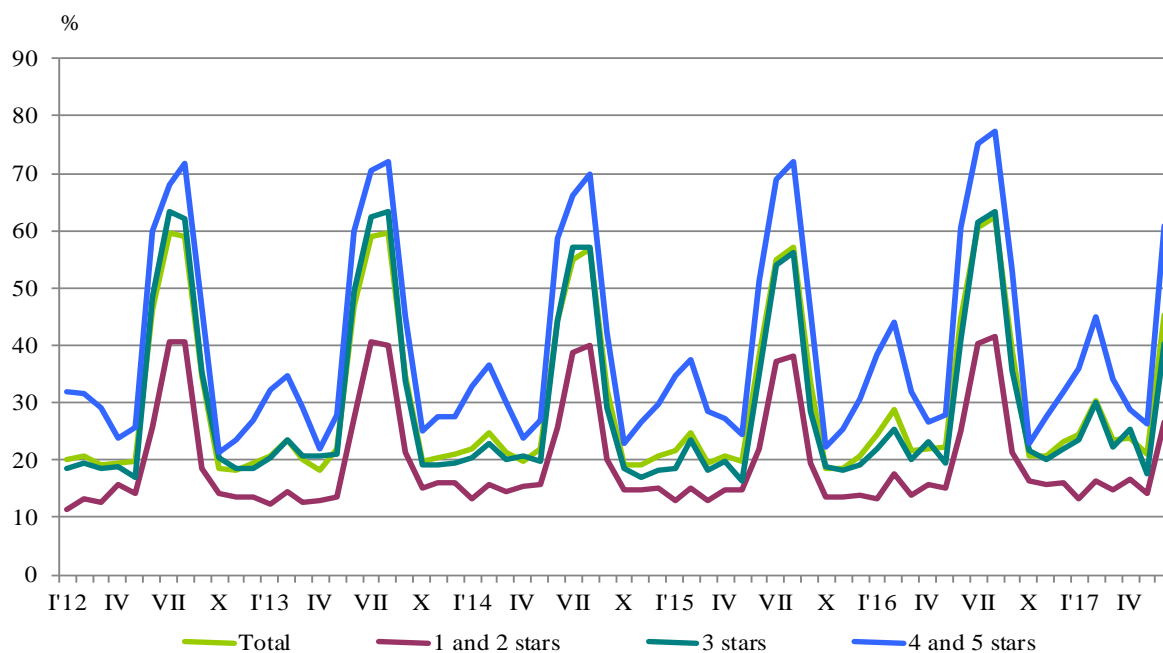
Figure 2. Arrivals in accommodation establishments by categories in June 2017



In June 2017, the total occupancy of the bed-places in accommodation establishments was 45.2%, as compared to June 2016 increased by 0.4 percentage points. The highest was occupancy of the bed-places in 4 and 5 stars accommodation establishments - 60.7%, followed by 3 stars accommodation establishments - 40.4%, and with 1 and 2 stars - 26.5%.

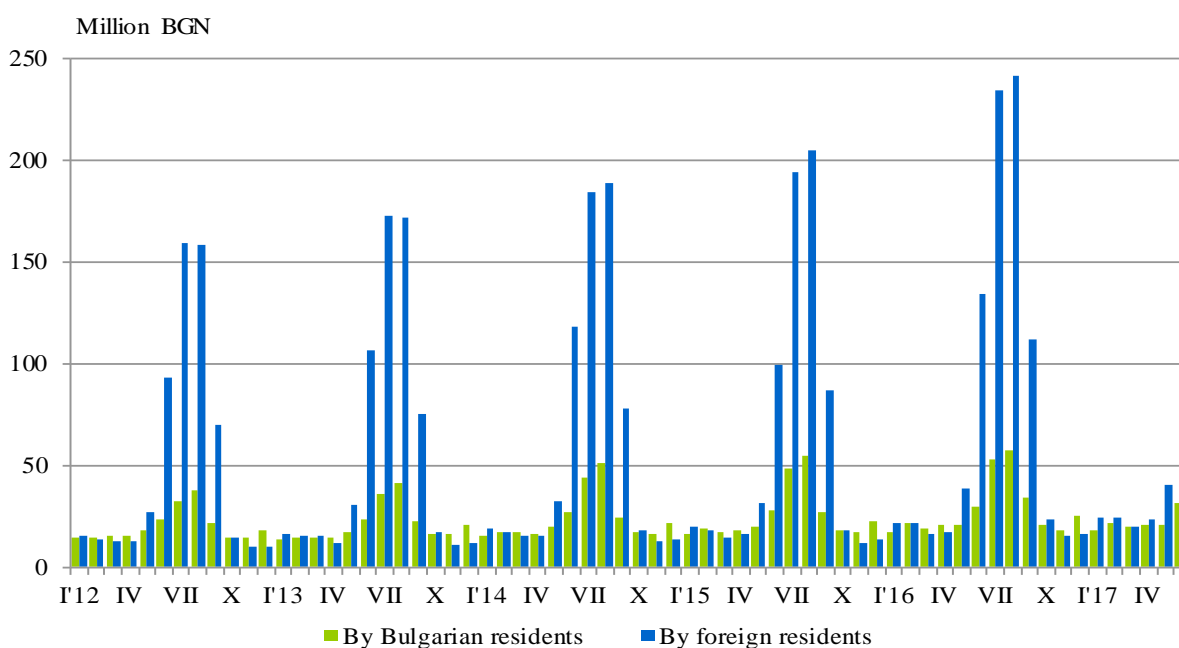


Figure 3. The occupation of the bed-places in accommodation establishments by categories and months



The total revenues from nights spent in June 2017 reached 188.0 million BGN or by 14.9% more compared to June 2016. An increase was registered in the revenues from both foreign citizens and Bulgarians - by 16.4% and 8.2% respectively.

Figure 4. The revenues from nights spent in accommodation establishments by months





Methodological notes

Since 2012 the statistical survey on **accommodation establishments** has been carried out monthly in compliance with the Regulation 692/2011 of the European Parliament and of the Council concerning European statistics on tourism and the regulation 1051/2011 of the Commission implementing Regulation 692/2011 of the European Parliament and of the Council concerning European statistics on tourism, as regards the structure of the quality reports and the transmission of the data.

All categorized hotels, camping sites and other types of accommodation establishments with more than 10 bed-places in use during the reporting period were included in the observation.

The indicator **other accommodation establishments** include the holiday settlements, hostels, guests houses, bungalows, rest houses, mountain chalets, private rooms and flats and other establishments for short accommodation.

Available Bed Capacity is the maximum number of bed-places on offer for each day of the reference month.

In the **revenues from nights spent** in accommodation establishments are included the sums paid by the guests, without the extra services.



Annex

Table 1

Activity of accommodation establishments in June 2017¹

Districts	Establishments - in numbers	Bed-places - in numbers	Available bed- nights - in numbers	Nights spent - in numbers		Arrivals in accommodation establishments - in numbers		Revenues from nights spent - Thousand BGN	
				Total	Of which: By foreigners	Total	Of which: Foreigners	Total	Of which: By foreigners
Total	2771	294925	8596360	3889525	3021833	926888	562981	188035	156396
Blagoevgrad	190	12591	351108	71839	19533	35507	8278	3137	1000
Burgas	585	112013	3245750	1771803	1532073	291696	231132	84381	76411
Varna	373	63060	1879408	1011256	897654	189678	150966	51374	47105
Veliko Tarnovo	108	4924	147640	38362	11690	23745	8409	1431	603
Vidin	27	811	22816	5642	1636	4099	1130	208	56
Vratsa	25	856	25229	8736	1771	4535	615	234	67
Gabrovo	63	3430	97926	21504	2980	12300	1548	657	142
Dobrich	148	30332	903323	404989	343239	75981	55315	18324	15477
Kardzhali	32	978	29340	7460	1223	4968	777	260	55
Kyustendil	66	2847	84303	13824	2596	8441	1619	452	112
Lovech	76	4056	117114	26093	1820	15469	1004	892	79
Montana	25	1151	34530	7235	841	3387	350	212	39
Pazardzhik	56	4357	122684	45786	9463	17455	1903	1965	556
Pernik	13	520	15600	2895	615	1650	261	89	30
Pleven	25	1243	34116	7911	1382	4786	745	312	97
Plovdiv	178	9089	269256	97628	37807	46175	14436	4088	1898
Razgrad	17	721	21630	4001	652	2426	385	141	32
Ruse	42	1749	50970	15341	4459	9652	2733	751	270
Silistra	12	493	14790	2860	678	1902	449	131	35
Sliven	55	1952	58155	9928	1549	6044	758	334	89
Smolyan	248	8980	264702	32641	3701	16902	1567	980	143
Sofia (stolitsa)	97	7288	213630	35200	5031	17521	2249	1294	228
Stara Zagora	123	13306	355650	180456	124992	104567	70052	13952	11113
Targovishte	55	3689	102852	37451	8731	13528	3298	1399	471
Haskovo	17	697	20910	5578	649	2522	305	187	44
Shumen	33	1396	41580	10845	2603	5454	1628	420	138
Yambol	59	1654	49620	7112	1269	4451	740	227	47
	23	742	21728	5149	1196	2047	329	203	59

¹ In use.