



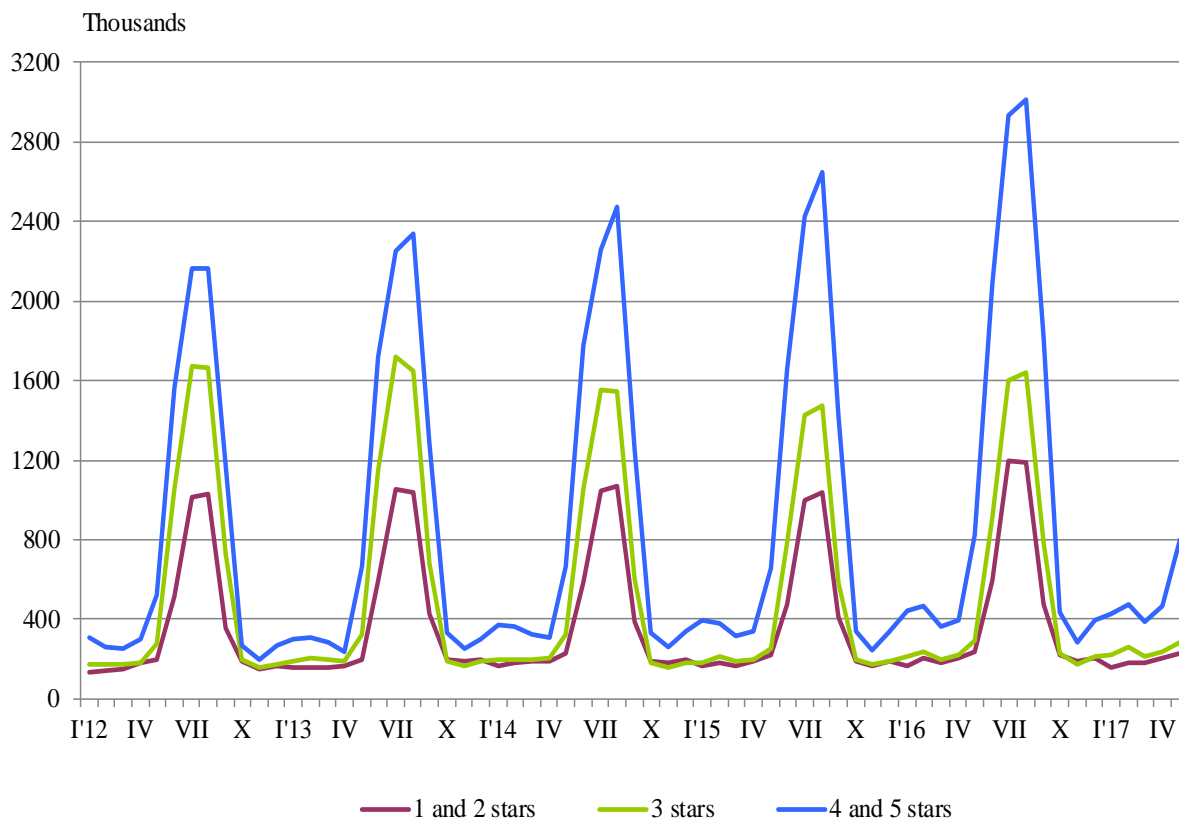
ACTIVITY OF ACCOMMODATION ESTABLISHMENTS IN MAY 2017

In May 2017, 2 240 accommodation establishments - hotels, motels, camping sites, mountain chalets and other establishments for short-term accommodation with more than 10 bed-places were functioned in the country (Annex, Table 1). The total number of the rooms in them was 103.6 thousand and the bed-places were 228.2 thousand. In comparison with May 2016, the total number of accommodation establishments (functioned during the period) increased with 0.5%, and the bed-places in them - by 2.8%.

The total number of the nights spent in all accommodation establishments registered in May 2017 was 1 310.1 thousand, or by 3.0% less in comparison with the same month of the previous year, as the greatest decrease (by 4.2%) was observed in 3 stars accommodation establishments.

In May 2017, 79.7% of all nights spent by foreign citizens and 34.3% of all nights spent by Bulgarians were realized in 4 and 5 stars hotels. In 3 stars accommodation establishments were spent 14.5% of all nights by foreigners and 31.7% of all nights by Bulgarian residents, while in the rest of accommodation establishments (with 1 and 2 stars) they were 5.8% and 34.0% respectively.

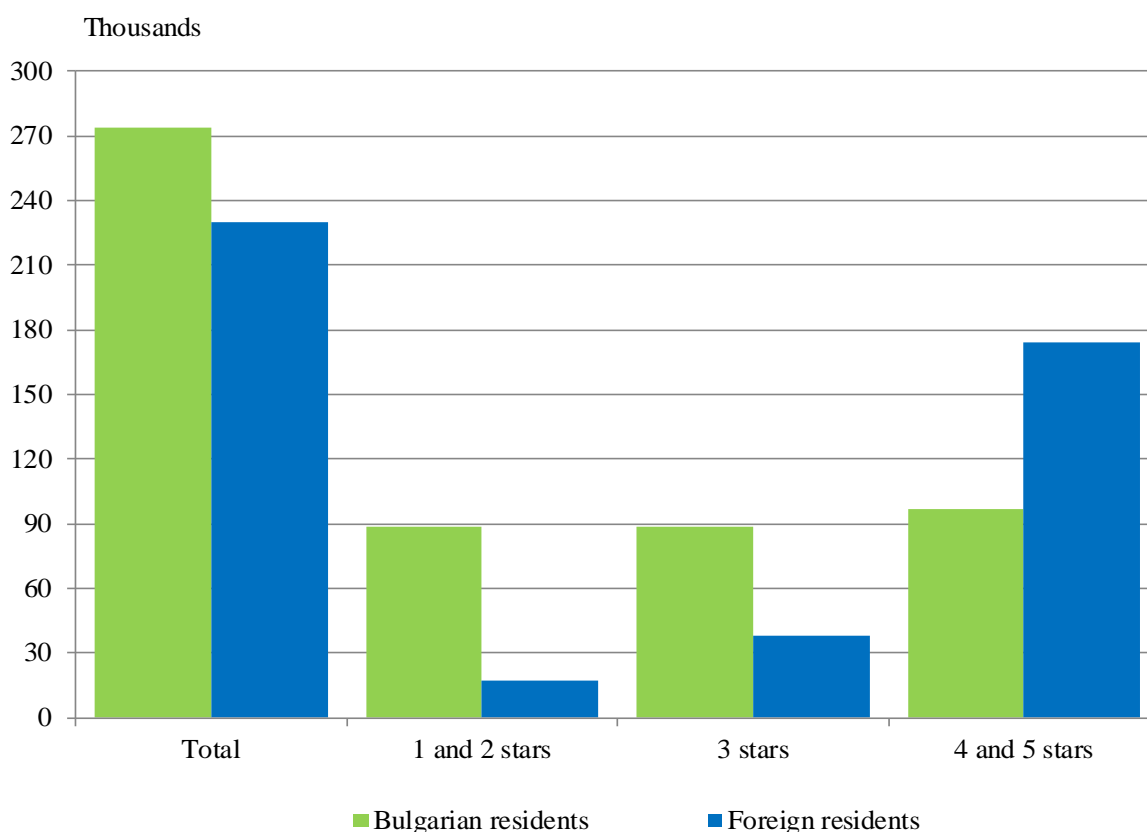
Figure 1. The nights spent in accommodation establishments by categories and months





In May 2017, the number of arrivals in all accommodation establishments decreased by 6.0% compared to the same month of 2016 and reached 503.5 thousand, as a reduction by 6.0% for Bulgarians and by 5.3% for foreigners was registered. Bulgarians spent the nights in accommodation establishments in May 2017 were 273.6 thousand and spent 1.9 nights on the average. The arrivals of foreigners were 229.9 thousand, as 75.9% of them spent nights in hotels with 4 and 5 stars. On the average 3.5 nights were spent by foreigners.

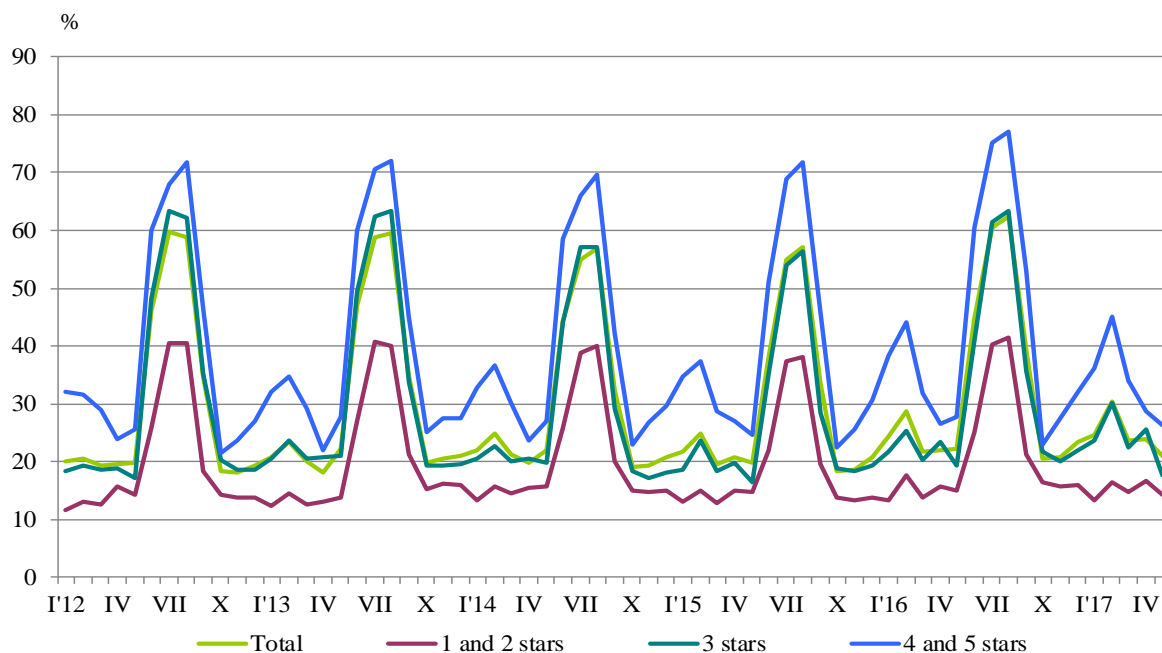
Figure 2. Arrivals in accommodation establishments by categories in May 2017



In May 2017, the total occupancy of the bed-places in accommodation establishments was 21.1%, as compared to May 2016 decreased by 1.2 percentage points. The highest was occupancy of the bed-places in 4 and 5 stars accommodation establishments - 26.3%, followed by 3 stars accommodation establishments - 17.7%, and with 1 and 2 stars - 14.3%.

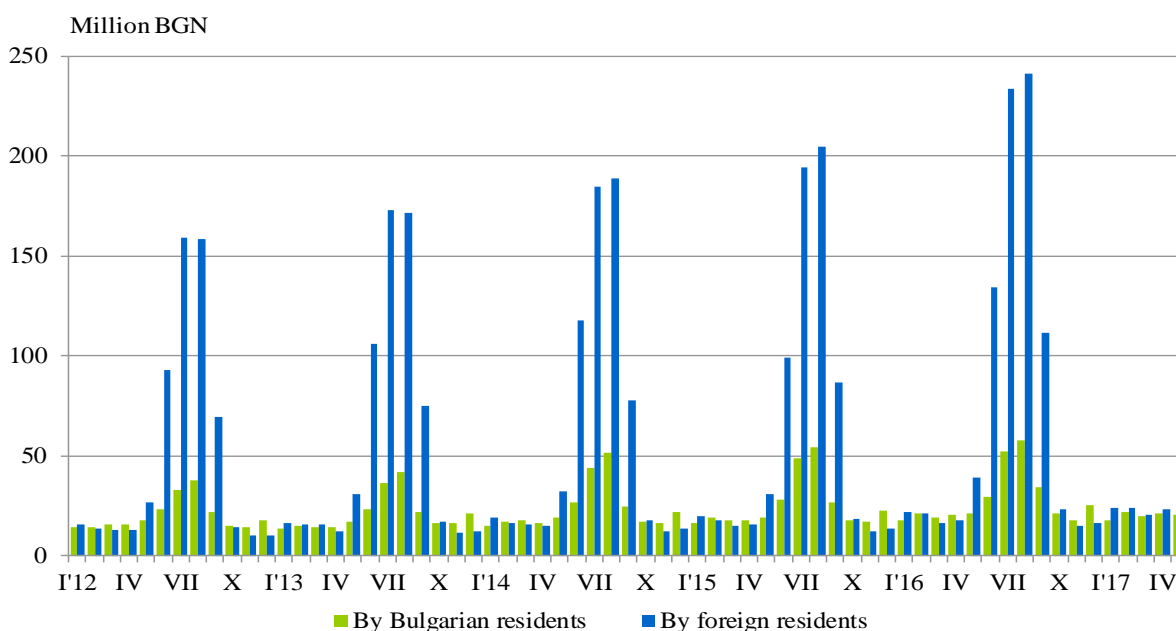


Figure 3. The occupation of the bed-places in accommodation establishments by categories and months



The total revenues from nights spent in May 2017 reached 61.5 million BGN or by 2.8% more compared to May 2016. An increase was registered in the revenues from foreign citizens - by 4.8%, while those of the Bulgarians were decreased by 1.0%.

Figure 4. The revenues from nights spent in accommodation establishments by months





Methodological notes

Since 2012 the statistical survey on **accommodation establishments** has been carried out monthly in compliance with the Regulation 692/2011 of the European Parliament and of the Council concerning European statistics on tourism and the regulation 1051/2011 of the Commission implementing Regulation 692/2011 of the European Parliament and of the Council concerning European statistics on tourism, as regards the structure of the quality reports and the transmission of the data.

All categorized hotels, camping sites and other types of accommodation establishments with more than 10 bed-places in use during the reporting period were included in the observation.

The indicator **other accommodation establishments** include the holiday settlements, hostels, guests houses, bungalows, rest houses, mountain chalets, private rooms and flats and other establishments for short accommodation.

Available Bed Capacity is the maximum number of bed-places on offer for each day of the reference month.

In the **revenues from nights spent** in accommodation establishments are included the sums paid by the guests, without the extra services.



Annex

Table 1

Activity of accommodation establishments in May 2017¹

Districts	Establishments - in numbers	Bed-places - in numbers	Available bed- nights - in numbers	Nights spent - in numbers		Arrivals in accommodation establishments - in numbers		Revenues from nights spent - Thousand BGN	
				Total	Of which: By foreigners	Total	Of which: Foreigners	Total	Of which: By foreigners
Total	2240	228223	6221189	1310088	776627	503540	229860	61501	40689
Blagoevgrad	192	12242	341397	60028	13897	31038	6011	2849	799
Burgas	275	76212	1848513	361895	294086	83007	55832	14643	12108
Varna	251	47596	1402374	275392	213332	79429	49612	12424	9776
Veliko Tarnovo	110	4844	150026	28770	8110	18723	5943	1143	427
Vidin	24	776	23843	5480	1404	3746	996	203	45
Vratsa	25	883	26894	8424	1693	3581	684	214	56
Gabrovo	58	3301	96423	18568	2780	10535	1406	551	113
Dobrich	90	18984	405385	65053	49985	19479	12257	3097	2446
Kardzhali	30	892	26051	7296	1637	4720	963	249	65
Kyustendil	62	2583	80073	10065	2014	6222	1152	360	86
Lovech	75	3964	116464	18416	1458	9964	689	687	61
Montana	25	1151	35244	4677	409	2436	237	143	23
Pazardzhik	55	4030	120467	35121	4163	15096	1256	1637	246
Pernik	11	524	16244	2039	441	1301	194	61	21
Pleven	24	1225	34691	7143	1569	4312	729	309	105
Plovdiv	178	9101	277453	85900	31491	40217	12482	3847	1889
Razgrad	17	721	22339	4943	659	3043	427	148	33
Ruse	41	1746	52200	12540	3351	7653	1923	609	208
Silistra	12	506	15650	2518	317	1774	222	98	15
Sliven	54	1915	59062	7720	1210	4540	620	266	69
Smolyan	233	8169	249567	25499	2563	13098	1095	748	92
Sofia Sofia (stolitsa)	90 123	6946 11846	210369 367004	21950 175211	3767 122868	11739 100155	1749 67814	865 13911	190 11118
Stara Zagora	53	3576	104936	36801	7001	12721	2370	1406	394
Targovishte	18	723	22399	5463	587	2415	320	183	39
Haskovo	31	1350	41748	9647	3088	5403	1814	368	147
Shumen	59	1662	51522	8318	1452	5047	716	284	58
Yambol	24	755	22851	5211	1295	2146	347	198	60

¹ In use.