



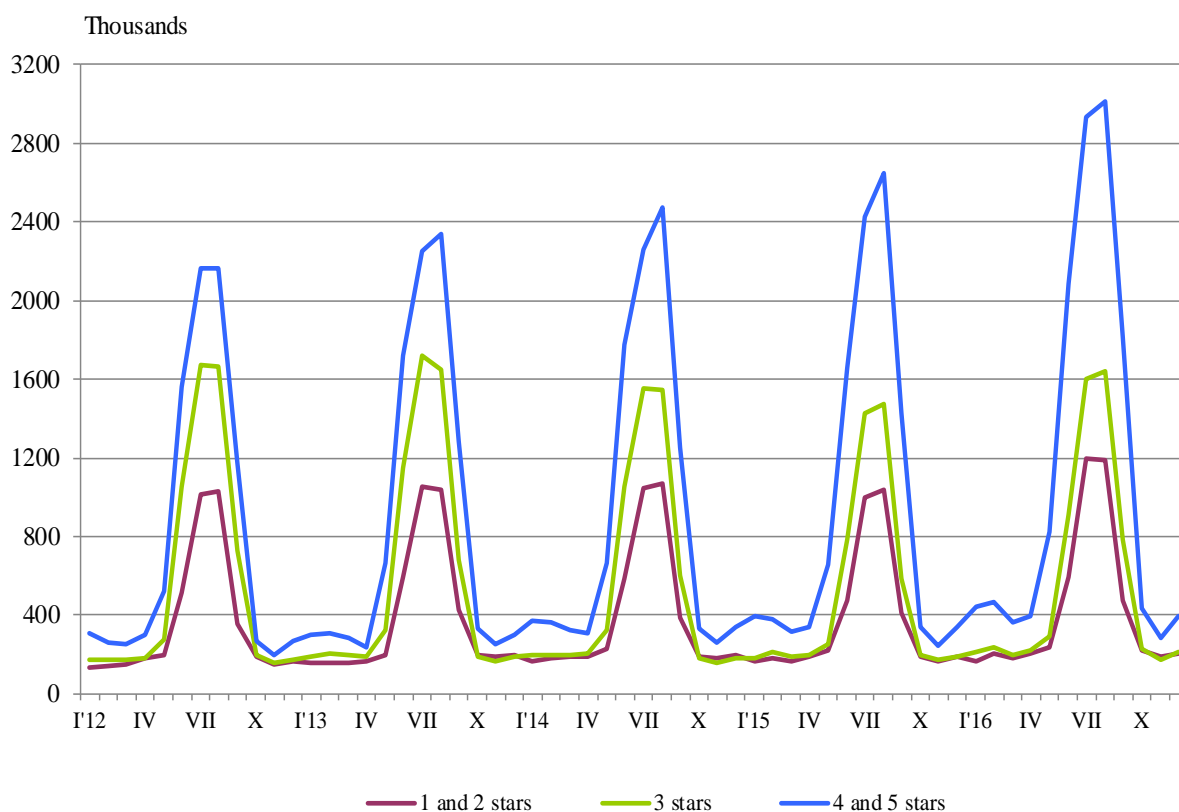
ACTIVITY OF ACCOMMODATION ESTABLISHMENTS IN DECEMBER 2016

In December 2016, 1 938 accommodation establishments - hotels, motels, camping sites, mountain chalets and other establishments for short-term accommodation with more than 10 bed-places were functioned in the country (Annex, Table 1). The total number of the rooms in them was 57.4 thousand and the bed-places were 116.7 thousand. In comparison with December 2015 the total number of accommodation establishments (functioned during the period) decreased with 1.6%, while the bed-places in them increased by 1.6%.

The total number of the nights spent in all accommodation establishments registered in December 2016 was 808.2 thousand, or by 13.2% more in comparison with the same month of the previous year, as the greatest increase (by 16.5%) was observed in 4 and 5 stars accommodation establishments.

In December 2016, 69.2% of all nights spent by foreign citizens and 39.8% of all nights spent by Bulgarians were realized in 4 and 5 stars hotels. In 3 stars accommodation establishments were spent 21.4% of all nights by foreigners and 28.5% of all nights by Bulgarian residents, while in the rest of accommodation establishments (with 1 and 2 stars) they were 9.4% and 31.7% respectively.

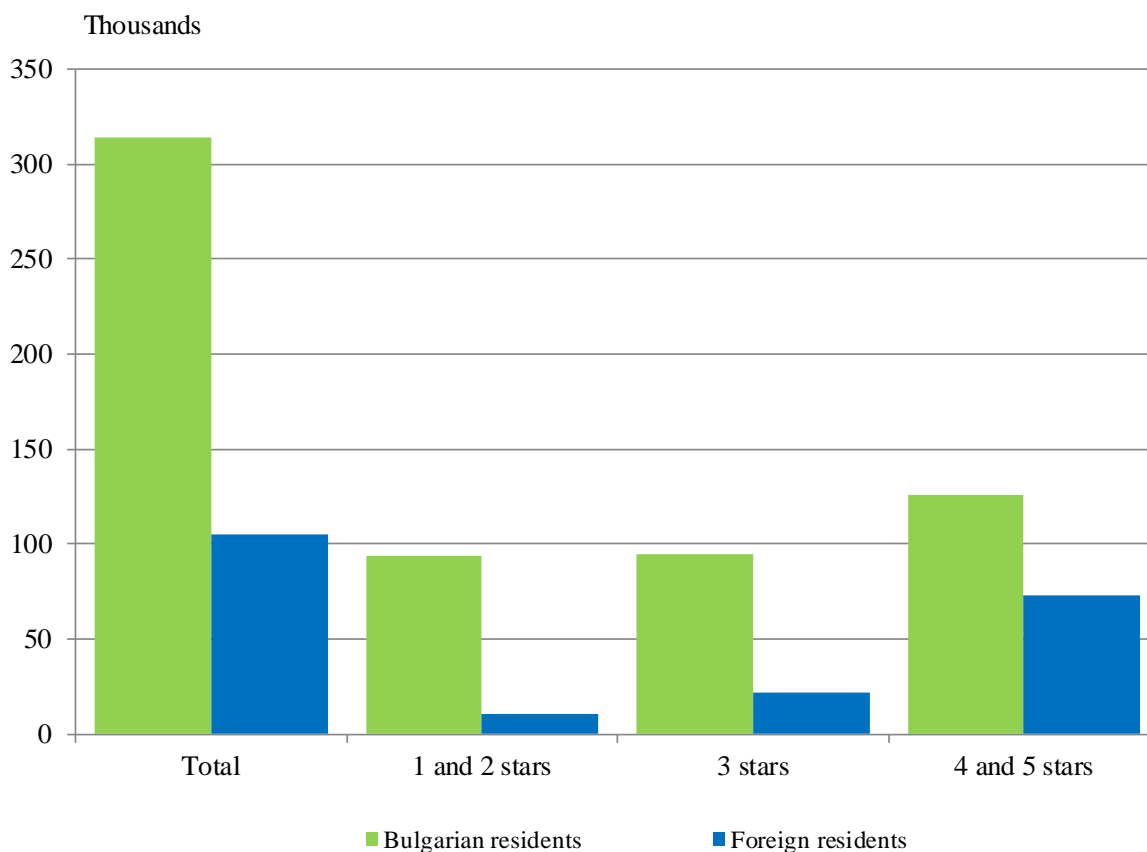
Figure 1. The nights spent in accommodation establishments by categories and months





In December 2016, the arrivals in all accommodation establishments increased by 11.6% compared to the same month of 2015 and reached 419.0 thousand. Bulgarian guests were 74.9% of all arrivals as the majority part (60.0%) of them spent the nights in accommodation establishments with 1 and 2 or 3 stars and spent 1.8 nights on the average. The arrivals of foreigners were 105.0 thousand as 69.2% of them spent nights in hotels with 4 and 5 stars. On the average 2.3 nights were spent by foreigners.

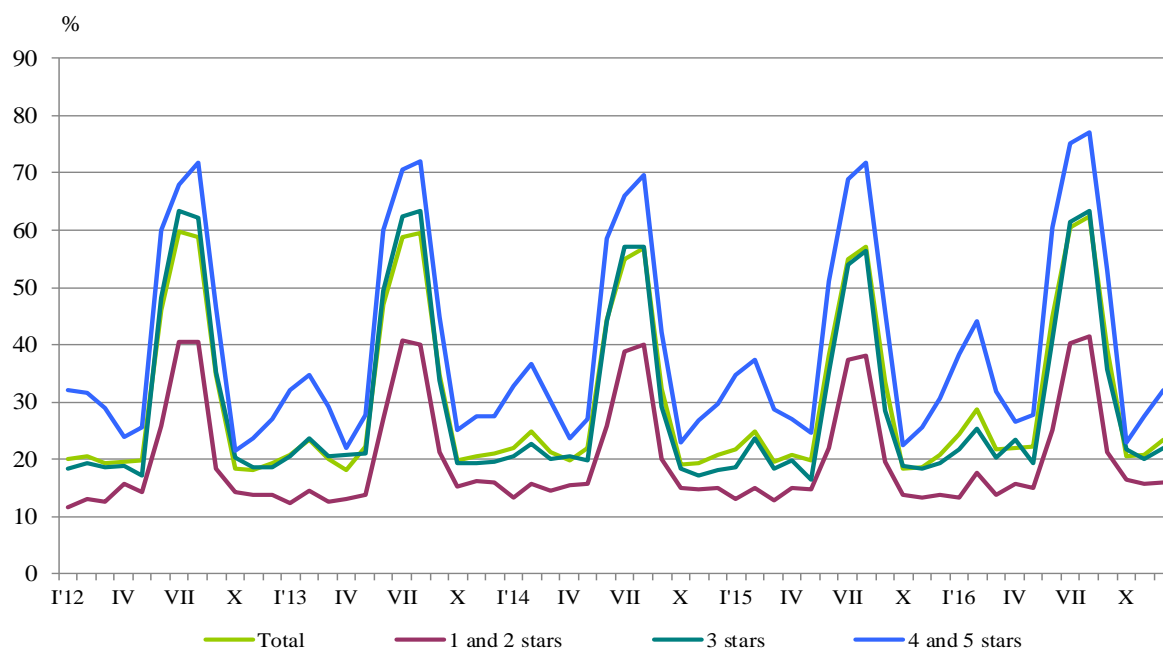
Figure 2. Arrivals in accommodation establishments by categories in December 2016



In December 2016, the total occupancy of the bed-places in accommodation establishments was 23.3%, as compared to December 2015 increased by 2.5 percentage points. The highest was occupancy of the bed-places in 4 and 5 stars accommodation establishments - 32.0%, followed by 3 stars accommodation establishments - 21.9%, and with 1 and 2 stars - 15.9%.

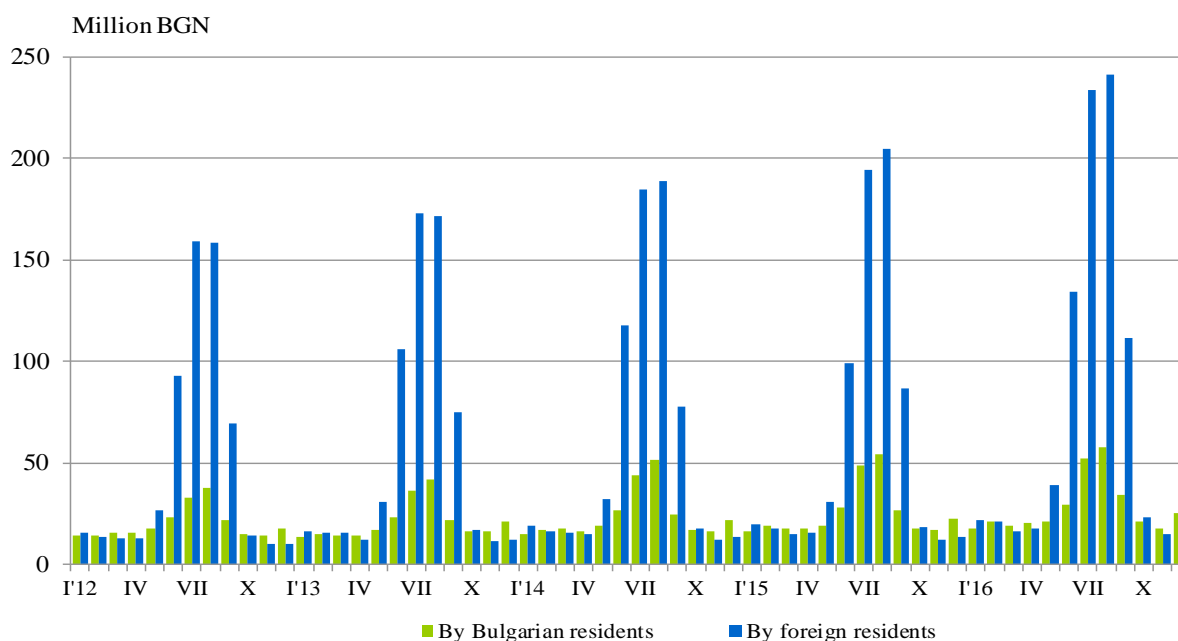


Figure 3. The occupation of the bed-places in accommodation establishments by categories and months



The total revenues from nights spent in December 2016 reached 41.6 million BGN or by 14.7% more compared to December 2015. An increase was registered in the revenues from both foreign citizens and Bulgarian - by 19.8% and 11.6% respectively.

Figure 4. The revenues from nights spent in accommodation establishments by months





Methodological notes

Since 2012 the statistical survey on **accommodation establishments** has been carried out monthly in compliance with the Regulation 692/2011 of the European Parliament and of the Council concerning European statistics on tourism and the regulation 1051/2011 of the Commission implementing Regulation 692/2011 of the European Parliament and of the Council concerning European statistics on tourism, as regards the structure of the quality reports and the transmission of the data.

All categorized hotels, camping sites and other types of accommodation establishments with more than 10 bed-places in use during the reporting period were included in the observation.

The indicator **other accommodation establishments** include the holiday settlements, hostels, guests houses, bungalows, rest houses, mountain chalets, private rooms and flats and other establishments for short accommodation.

Available Bed Capacity is the maximum number of bed-places on offer for each day of the reference month.

In the **revenues from nights spent** in accommodation establishments are included the sums paid by the guests, without the extra services.



Annex

Table 1

Activity of accommodation establishments in December 2016¹

Districts	Establishments - in numbers	Bed- places - in numbers	Available bed-nights - in numbers	Nights spent - in numbers		Arrivals in accommodation establishments - in numbers		Revenues from nights spent - Thousand BGN	
				Total	of which: By Foreigners	Total	of which: Foreigners	Total	of which: By Foreigners
Total	1938	116714	3470926	808158	242356	419024	105041	41557	16266
Blagoevgrad	240	16665	488859	148861	65876	64412	22546	7925	3930
Burgas	78	5802	153601	23760	3602	13368	1753	1276	218
Varna	124	13850	429030	46118	16126	26066	6932	2595	1144
Veliko Tarnovo	107	4790	147829	24777	3053	14009	1683	975	172
Vidin	23	782	21990	3001	374	2282	261	122	16
Vratsa	25	860	26140	7838	1914	3140	422	248	91
Gabrovo	59	3286	95419	16492	1116	9088	520	560	64
Dobrich	41	3168	97979	8670	2825	4709	1318	424	157
Kardzhali	29	979	29008	5301	789	3107	492	171	37
Kyustendil	68	2813	87203	12143	822	7257	491	463	..
Lovech	77	4074	119243	22009	614	12749	279	844	29
Montana	23	1112	34332	3900	351	2501	174	144	16
Pazardzhik	58	4279	129709	49300	2034	22975	781	2797	143
Pernik	12	594	18414	2721	433	1477	241	56	..
Pleven	24	1257	35631	5673	951	3722	389	247	68
Plovdiv	168	8840	271175	67178	11755	40053	5684	3177	666
Razgrad	14	510	15810	2898	136	1630	90	96	6
Ruse	43	1747	50559	8803	2334	5586	1322	473	154
Silistra	10	453	13973	1710	232	1332	155	70	11
Sliven	53	1873	56914	5873	641	3880	329	236	40
Smolyan	254	10681	295984	64631	8668	27963	2407	2644	459
Sofia	101	8089	243450	77095	17985	36893	5145	3539	1039
Sofia (stolitsa)	124	11724	362359	153525	91621	86831	48166	10574	7265
Stara Zagora	54	3563	104689	23855	3727	10803	1192	1022	221
Targovishte	21	916	28329	3766	617	2274	263	164	..
Haskovo	33	1388	41998	8472	2378	5260	1494	339	114
Shumen	53	1593	49362	6350	627	4132	328	224	..
Yambol	22	1026	21937	3438	755	1525	184	152	52

¹ In use.