



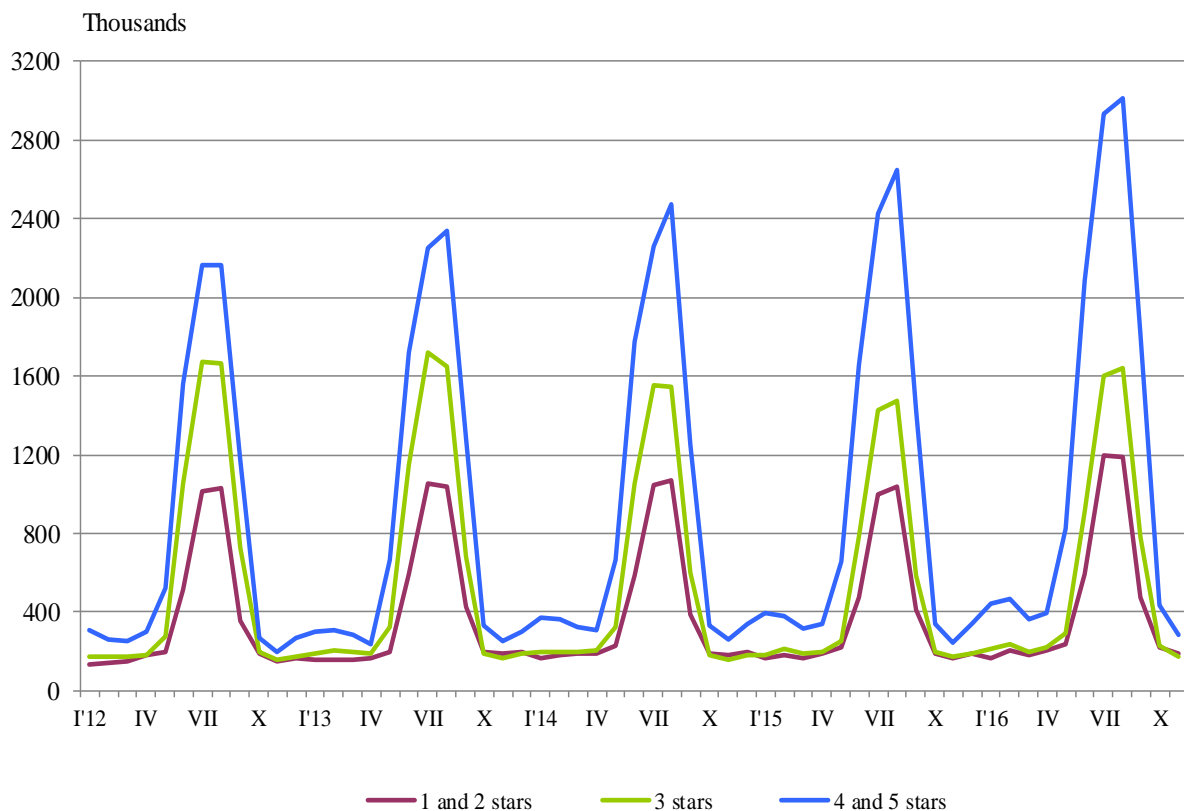
ACTIVITY OF ACCOMMODATION ESTABLISHMENTS IN NOVEMBER 2016

In November 2016, 1 811 accommodation establishments - hotels, motels, camping sites, mountain chalets and other establishments for short-term accommodation with more than 10 bed-places were functioned in the country (Annex, Table 1). The total number of the rooms in them was 53.0 thousand and the bed-places were 107.0 thousand. In comparison with November 2015 the total number of accommodation establishments (functioned during the period) decreased with 4.7%, while the bed-places in them remained at the same level.

The total number of the nights spent in all accommodation establishments registered in November 2016 was 643.6 thousand, or by 10.5% more in comparison with the same month of the previous year, as the greatest increase (by 16.8%) was observed in 4 and 5 stars accommodation establishments.

In November 2016, 65.2% of all nights spent by foreign citizens and 33.9% of all nights spent by Bulgarians were realized in 4 and 5 stars hotels. In 3 stars accommodation establishments were spent 23.7% of all nights by foreigners and 29.0% of all nights by Bulgarian residents, while in the rest of accommodation establishments (with 1 and 2 stars) they were 11.1% and 37.1% respectively.

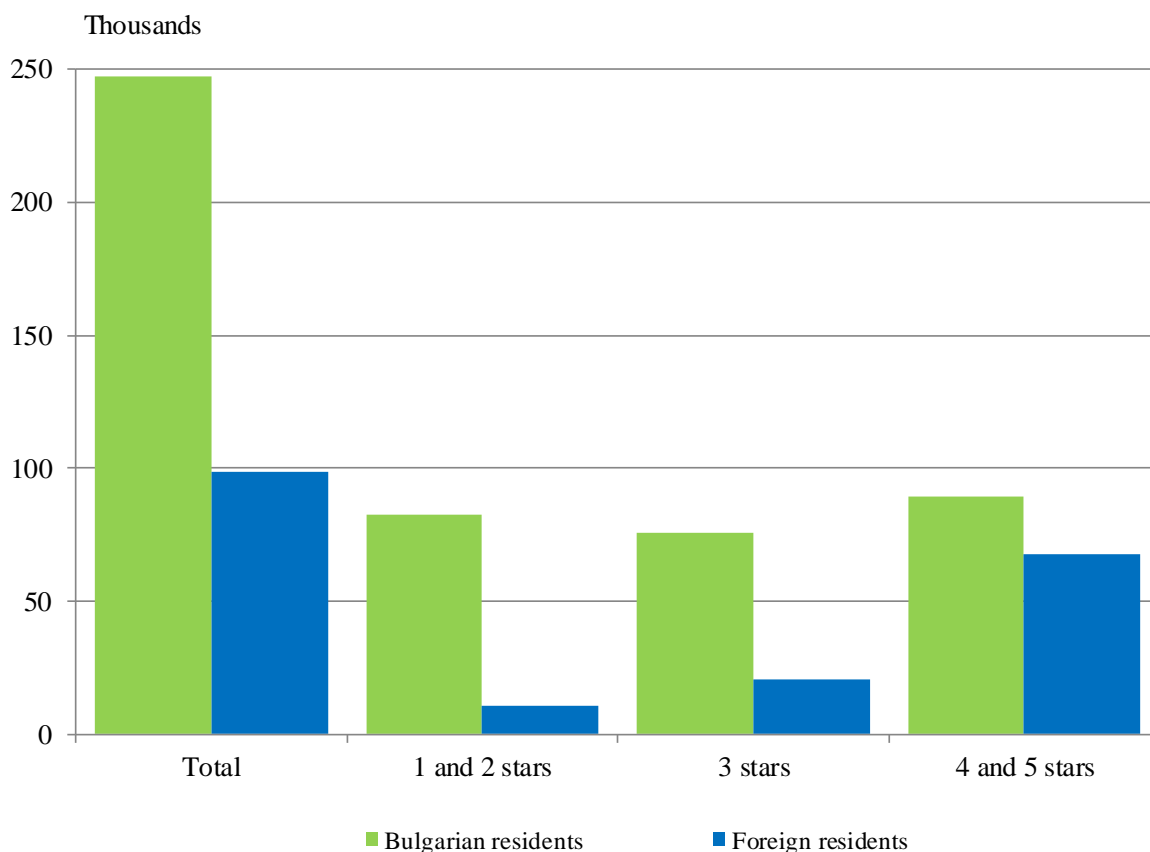
Figure 1. The nights spent in accommodation establishments by categories and months





In November 2016, the arrivals in all accommodation establishments increased by 9.9% compared to the same month of 2015 and reached 346.1 thousand. Bulgarian guests were 71.5% of all arrivals as the majority part (64.0%) of them spent the nights in accommodation establishments with 1 and 2 or 3 stars and spent 1.8 nights on the average. The arrivals of foreigners were 98.7 thousand as 68.4% of them spent nights in hotels with 4 and 5 stars. On the average 2.0 nights were spent by foreigners.

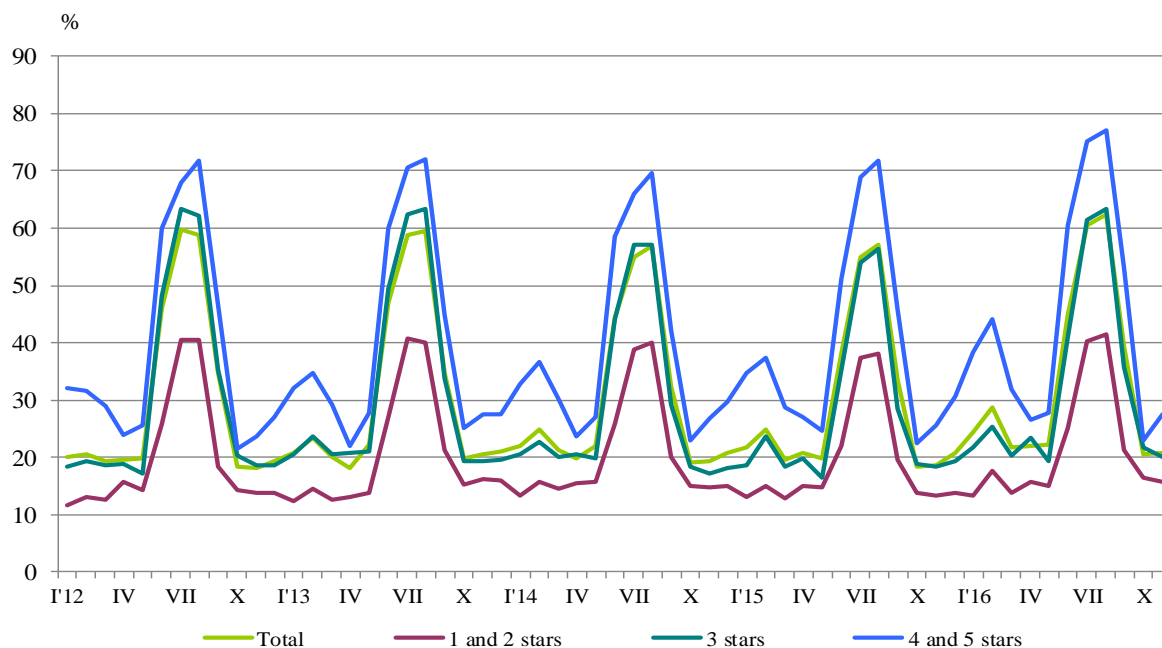
Figure 2. Arrivals in accommodation establishments by categories in November 2016



In November 2016, the total occupancy of the bed-places in accommodation establishments was 20.8%, as compared to November 2015 increased by 2.3 percentage points. The highest was occupancy of the bed-places in 4 and 5 stars accommodation establishments - 27.6%, followed by 3 stars accommodation establishments - 20.1%, and with 1 and 2 stars - 15.6%.

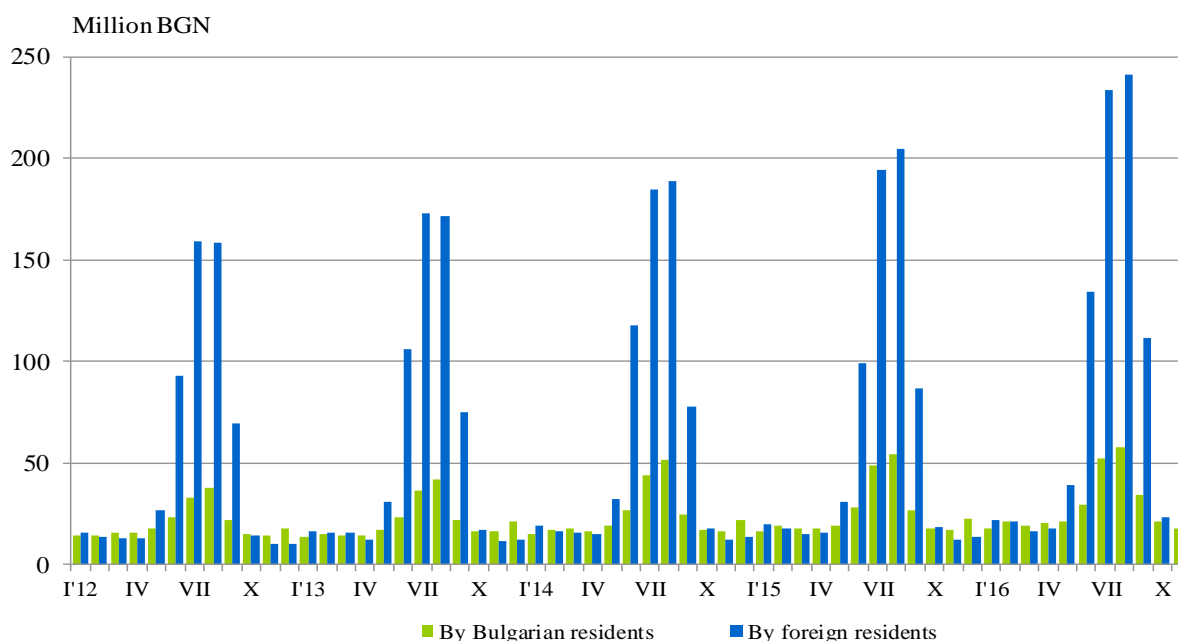


Figure 3. The occupation of the bed-places in accommodation establishments by categories and months



The total revenues from nights spent in November 2016 reached 33.3 million BGN or by 14.0% more compared to November 2015. An increase was registered in the revenues from both foreign citizens and Bulgarian - by 25.8% and 5.6% respectively.

Figure 4. The revenues from nights spent in accommodation establishments by months





Methodological notes

Since 2012 the statistical survey on **accommodation establishments** has been carried out monthly in compliance with the Regulation 692/2011 of the European Parliament and of the Council concerning European statistics on tourism and the regulation 1051/2011 of the Commission implementing Regulation 692/2011 of the European Parliament and of the Council concerning European statistics on tourism, as regards the structure of the quality reports and the transmission of the data.

All categorized hotels, camping sites and other types of accommodation establishments with more than 10 bed-places in use during the reporting period were included in the observation.

The indicator **other accommodation establishments** include the holiday settlements, hostels, guests houses, bungalows, rest houses, mountain chalets, private rooms and flats and other establishments for short accommodation.

Available Bed Capacity is the maximum number of bed-places on offer for each day of the reference month.

In the **revenues from nights spent** in accommodation establishments are included the sums paid by the guests, without the extra services.



Annex

Table 1

Activity of accommodation establishments in November 2016¹

Districts	Establishments - in numbers	Bed- places - in numbers	Available bed- nights - in numbers	Nights spent - in numbers		Arrivals in accommodation establishments - in numbers		Revenues from nights spent - Thousand BGN	
				Total	of which: By Foreigners	Total	of which: Foreigners	Total	of which: By Foreigners
Total	1811	106984	3088254	643597	202508	346078	98676	33313	15250
Blagoevgrad	175	12391	344074	62130	17742	32391	7634	2983	1047
Burgas	86	6315	165193	26089	5141	12734	2235	1310	411
Varna	125	13046	374540	41187	14617	21538	5567	2007	912
Veliko Tarnovo	106	4794	143820	20699	2856	13089	1857	823	164
Vidin	25	813	21957	3829	848	2773	363	184	44
Vratsa	25	869	25634	9567	2812	3548	602	295	126
Gabrovo	56	3180	89379	14381	1821	7559	758	468	82
Dobrich	39	2956	86620	8403	2580	4387	1183	377	122
Kardzhali	30	1020	29366	4765	867	3226	543	168	40
Kyustendil	59	2482	74460	9264	1285	5337	684	375	76
Lovech	77	4079	110052	17252	661	10208	345	618	37
Montana	25	1151	34530	4137	581	2328	248	141	27
Pazardzhik	55	4214	121849	42490	2508	20038	944	2153	163
Pernik	14	613	18390	2945	775	1450	234	66	25
Pleven	25	1267	34891	6212	1279	3515	546	270	90
Plovdiv	168	8735	259015	67921	14917	36810	7077	3156	864
Razgrad	14	510	15300	3557	304	1667	150	106	11
Ruse	41	1730	50400	12552	3156	7569	1657	625	207
Silistra	11	465	13950	2179	506	1373	241	87	21
Sliven	54	1890	56100	6290	793	3650	445	251	58
Smolyan	209	7314	218580	20889	990	12119	398	605	38
Sofia	91	7219	211477	31850	2243	19257	1235	1142	91
Sofia (stolitsa)	123	11748	351729	170496	112465	95242	59533	13063	10021
Stara Zagora	55	3667	102611	29937	4669	10775	1629	1134	294
Targovishte	21	909	27270	3981	874	2491	271	148	47
Haskovo	32	1367	40410	9853	2568	5523	1486	371	124
Shumen	48	1513	45390	6323	1411	3769	533	231	64
Yambol	22	727	21267	4419	1239	1712	278	156	44

¹ In use.